



US00D471109S

(12) **United States Design Patent**
Beaver

(10) **Patent No.:** **US D471,109 S**

(45) **Date of Patent:** **** Mar. 4, 2003**

(54) **CONTAINER**

(75) Inventor: **Ted L. Beaver**, Roselle, IL (US)

(73) Assignee: **Consolidated Container Company, LLC**, Atlanta, GA (US)

(**) Term: **14 Years**

(21) Appl. No.: **29/141,643**

(22) Filed: **May 10, 2001**

(51) **LOC (7) Cl.** **09-02**

(52) **U.S. Cl.** **D9/528**

(58) **Field of Search** D9/516, 517, 523,
D9/528, 526-527, 530-531, 536, 543, 575,
499; 206/527; 215/200, 316, 329, 354,
400; 220/200, 260, 288, 890; 221/312 R;
222/575

(56) **References Cited**

U.S. PATENT DOCUMENTS

D225,101 S	*	11/1972	Marchetti	D9/2
D228,230 S	*	8/1973	Cutler	D9/1
4,175,680 A	*	11/1979	Sammut	222/465.1
D329,595 S	*	9/1992	Kung	D9/528
D360,135 S	*	7/1995	Balz	D9/520
D374,823 S	*	10/1996	Decker et al.	D9/520
D392,891 S	*	3/1998	Dallaire	D9/520
D418,759 S	*	11/2000	Holmstrom	D9/528

* cited by examiner

Primary Examiner—Ted Shooman

Assistant Examiner—Daniel Bui

(74) *Attorney, Agent, or Firm*—Sonnenschein, Nath & Rosenthal

(57) **CLAIM**

The ornamental design for a “container”, as shown and described.

DESCRIPTION

FIG. 1 is a perspective view of a container embodying the present invention.

FIG. 2 is an elevational view of the container of FIG. 1 from a first direction.

FIG. 3 is an elevational view of the container of FIG. 1 from a second direction opposite the first direction.

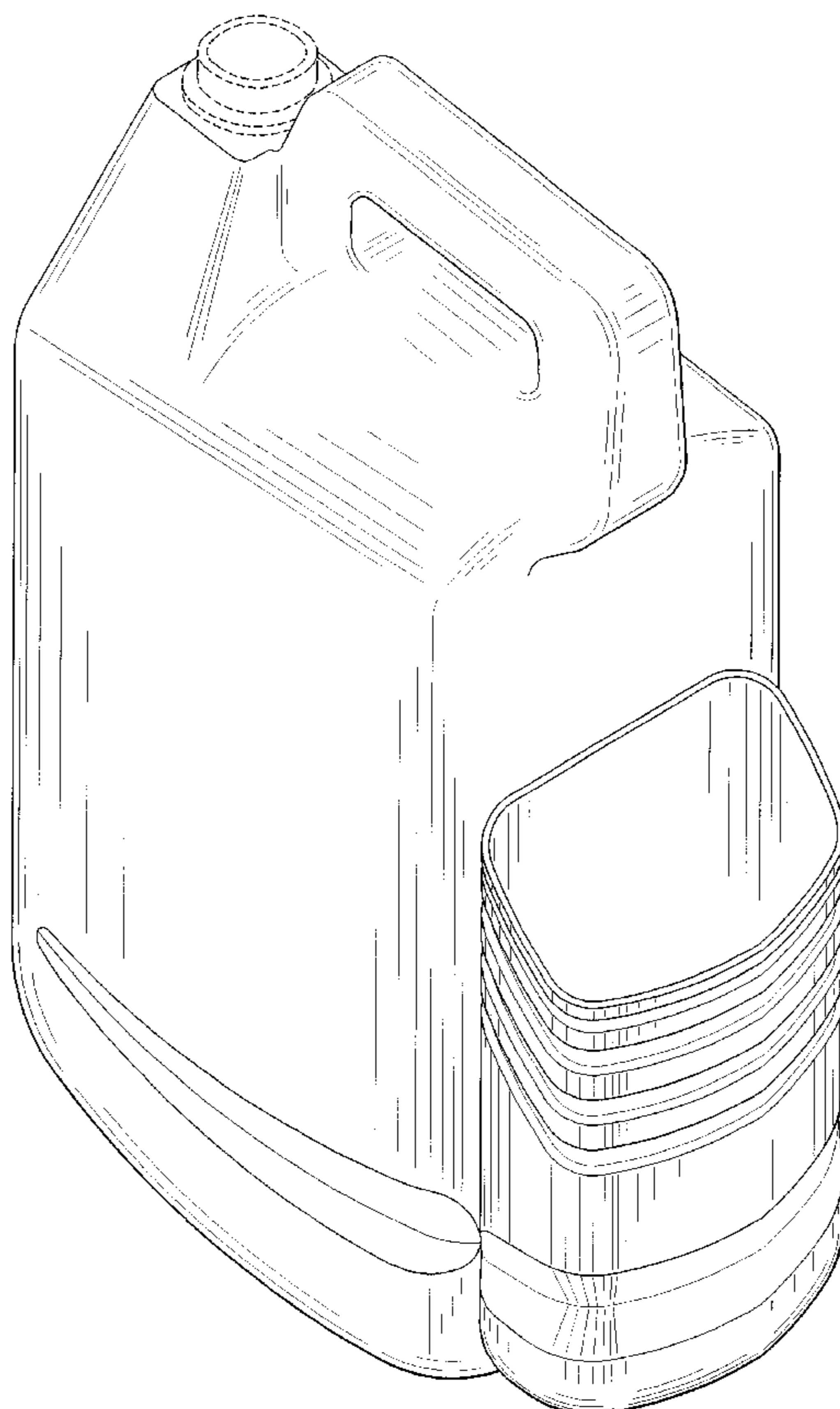
FIG. 4 is an elevational view of the container of FIG. 1 from a third direction perpendicular to the first direction, the view from the opposing direction being a mirror image thereof.

FIG. 5 is a plan view of the container of FIG. 1 from a fourth direction and;

FIG. 6 is a plan view of the container of FIG. 1 from a fifth direction opposite the fourth direction.

The broken lines in FIGS. 1, 3, 4 and 5 show a further portion of the container for illustrative purposes only and forms no part of the claimed invention.

1 Claim, 4 Drawing Sheets



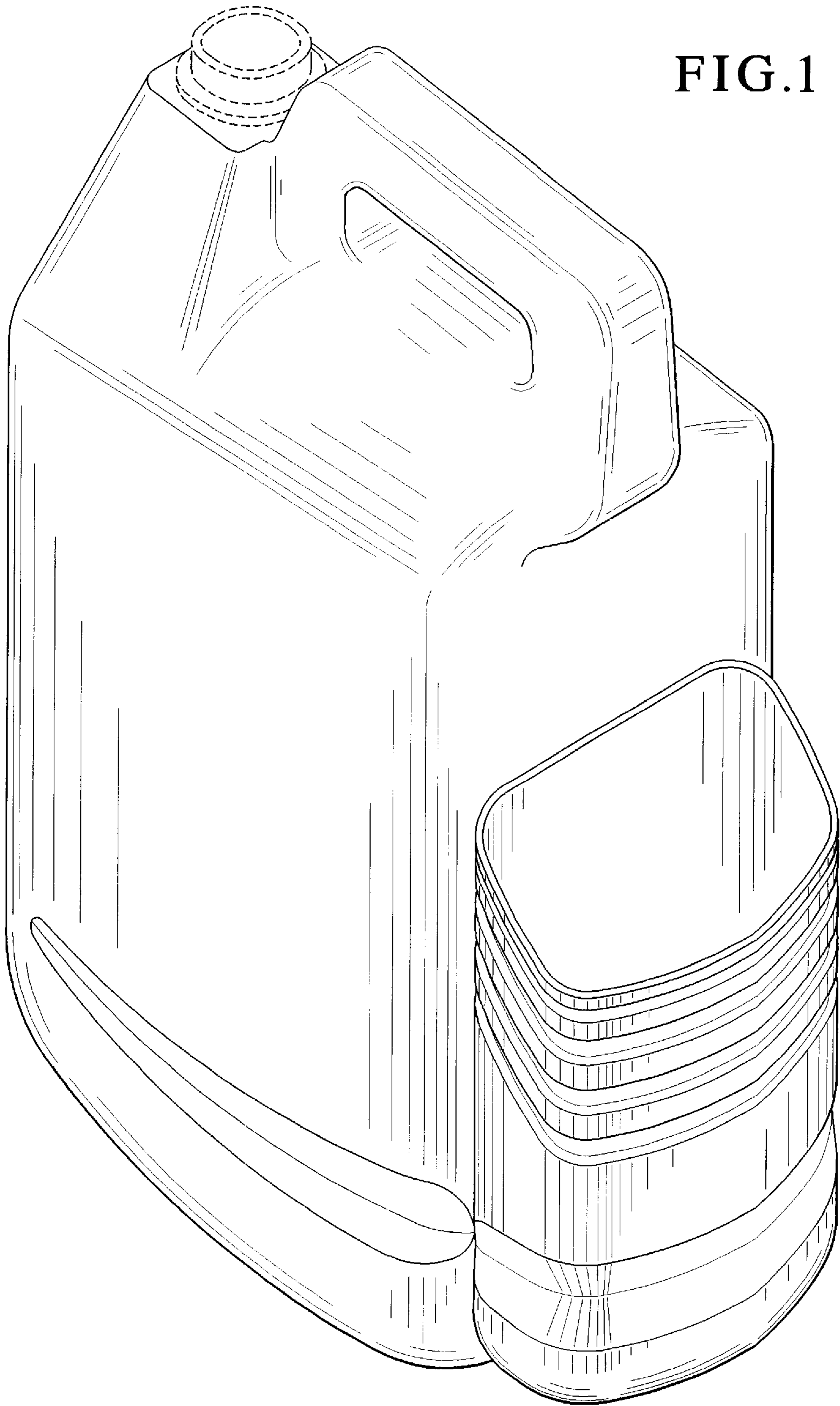


FIG. 1

FIG. 2

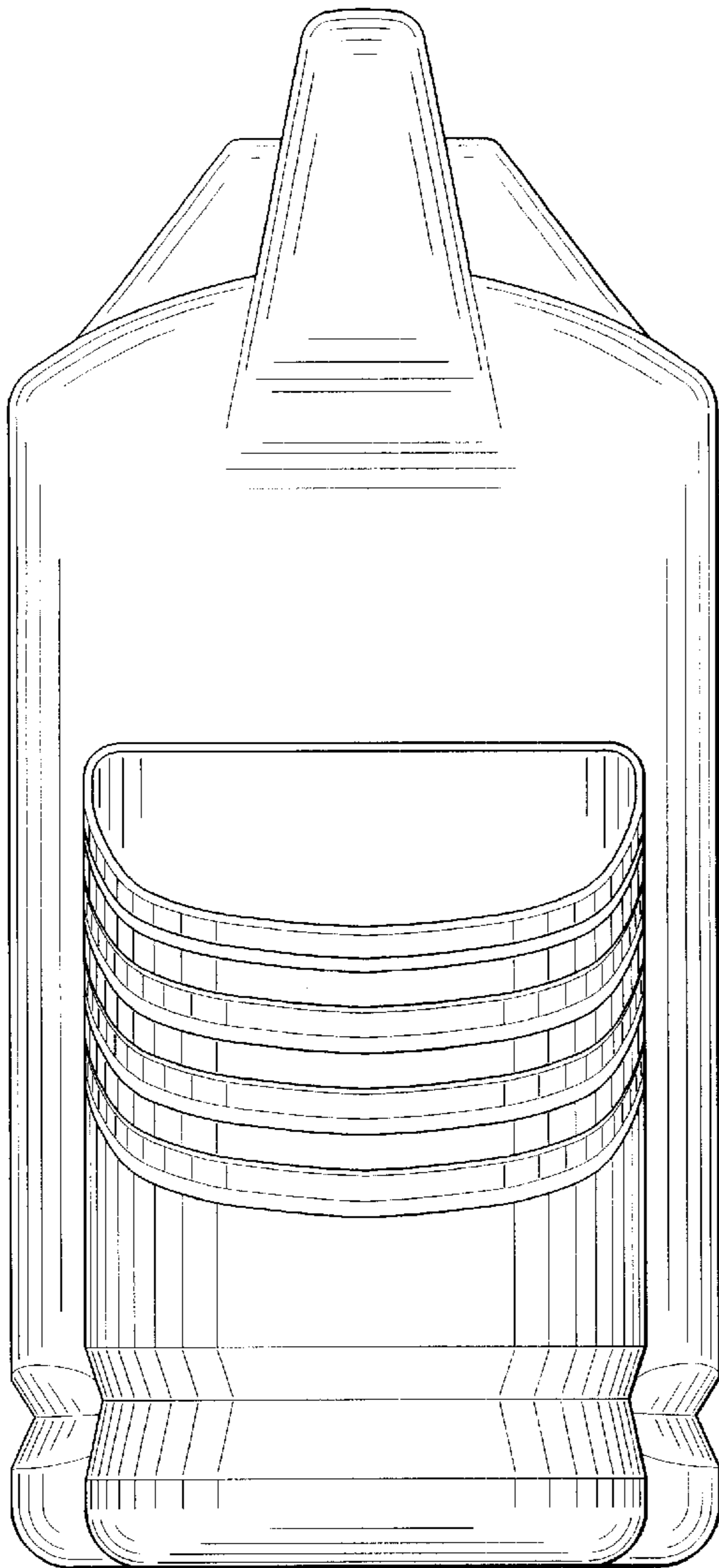


FIG. 3




FIG. 4




FIG. 5

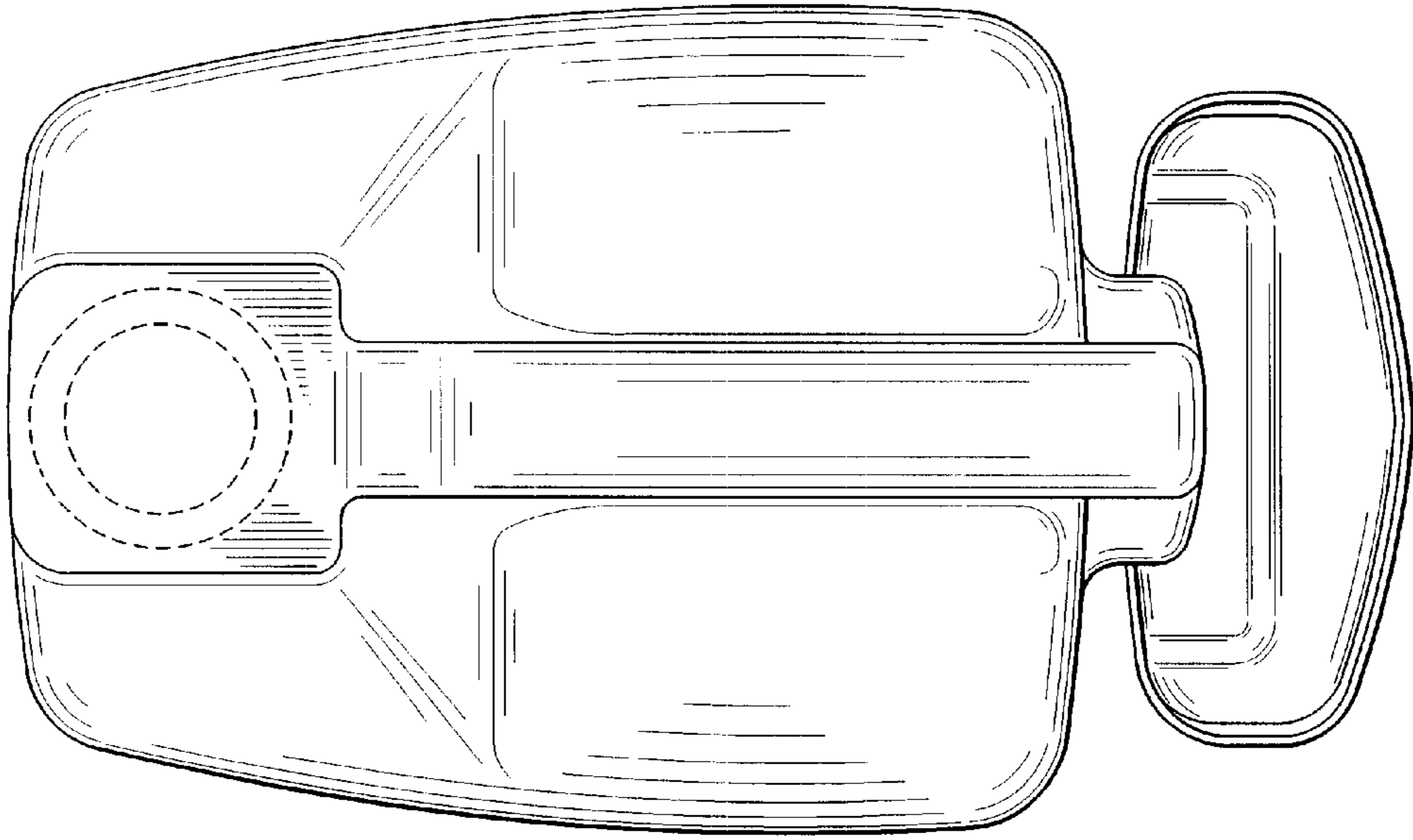


FIG. 6

