



US00D471103S

(12) **United States Design Patent**
Watson

(10) **Patent No.:** **US D471,103 S**

(45) **Date of Patent:** **** Mar. 4, 2003**

(54) **SNACK CONTAINER**

(76) **Inventor:** **Suzan L Watson**, 487 Richlee Dr.,
Campbell, CA (US) 95008

(**) **Term:** **14 Years**

(21) **Appl. No.:** **29/159,363**

(22) **Filed:** **Apr. 19, 2002**

(51) **LOC (7) Cl.** **09-03**

(52) **U.S. Cl.** **D9/433**

(58) **Field of Search** D9/307, 310, 316,
D9/325, 329, 414-416, 418, 425, 426, 430,
433, 499; 206/457, 527, 553, 822; 220/62,
574, 890; 229/100, 102, 116.1, 185.1

(56) **References Cited**

U.S. PATENT DOCUMENTS

704,701	A	*	7/1902	Jannuzzi	
1,129,364	A	*	2/1915	Silveira	
1,184,956	A	*	5/1916	Hoppke	
D63,314	S		11/1923	Pease	
1,485,144	A		2/1924	Morgan	
2,031,111	A		2/1936	Kondolf	
2,152,911	A		4/1939	Nemoede	
2,292,614	A	*	8/1942	Coperman	119/23
D206,293	S		11/1966	Gould	

D227,230	S		6/1973	Stamper	
4,179,030	A	*	12/1979	Hayes et al.	206/396
D259,025	S	*	4/1981	Hayes et al.	D9/433
D325,069	S		3/1992	Gaury	

* cited by examiner

Primary Examiner—Ted Shooman

Assistant Examiner—Daniel Bui

(57) **CLAIM**

The ornamental design for a snack container, as shown and described.

DESCRIPTION

FIG. 1 is a front elevational view of the snack container of the present invention, the rear view being a mirror image thereof;

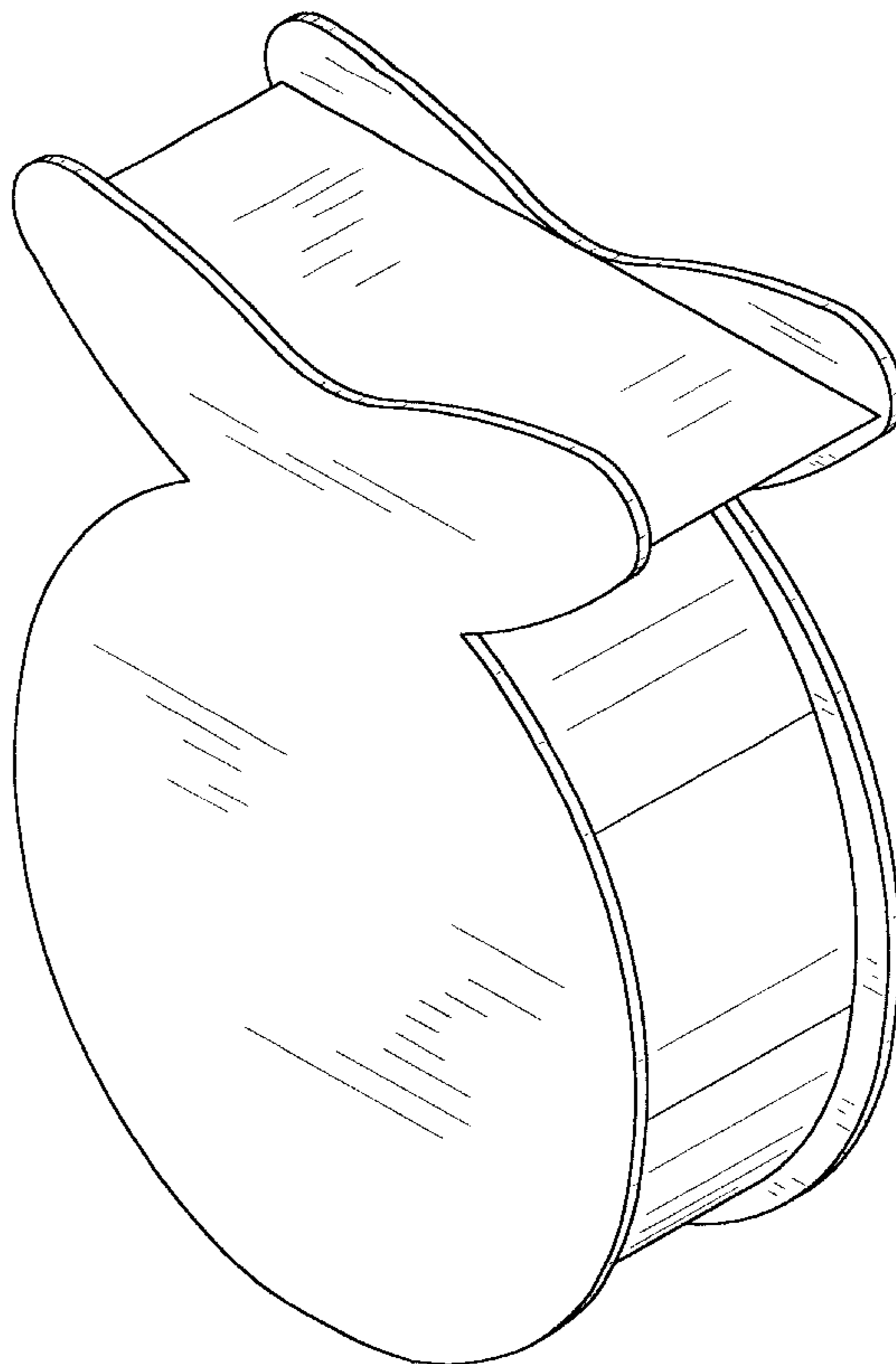
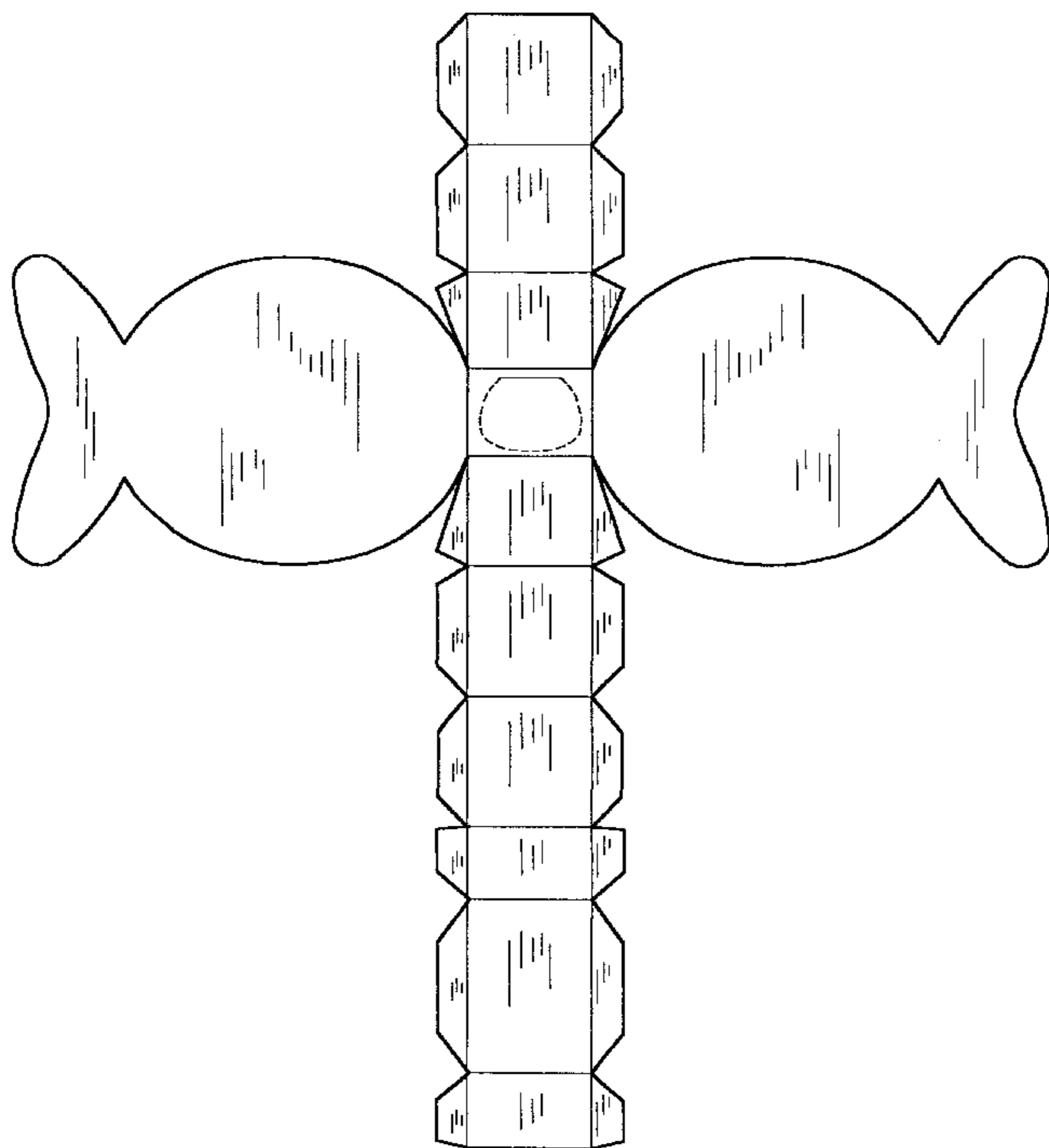
FIG. 2 is a left side elevational view of the snack container of FIG. 1, the right view being a mirror image thereof;

FIG. 3 is a top plan view of the snack container of FIG. 1; FIG. 4 is a bottom plan view of the snack container of FIG. 1; and,

FIG. 5 is an enlarged front perspective view in an alternate position (folded).

The broken line shown in FIG. 1 is for illustrative purposes only and forms no part of the claimed design.

1 Claim, 2 Drawing Sheets



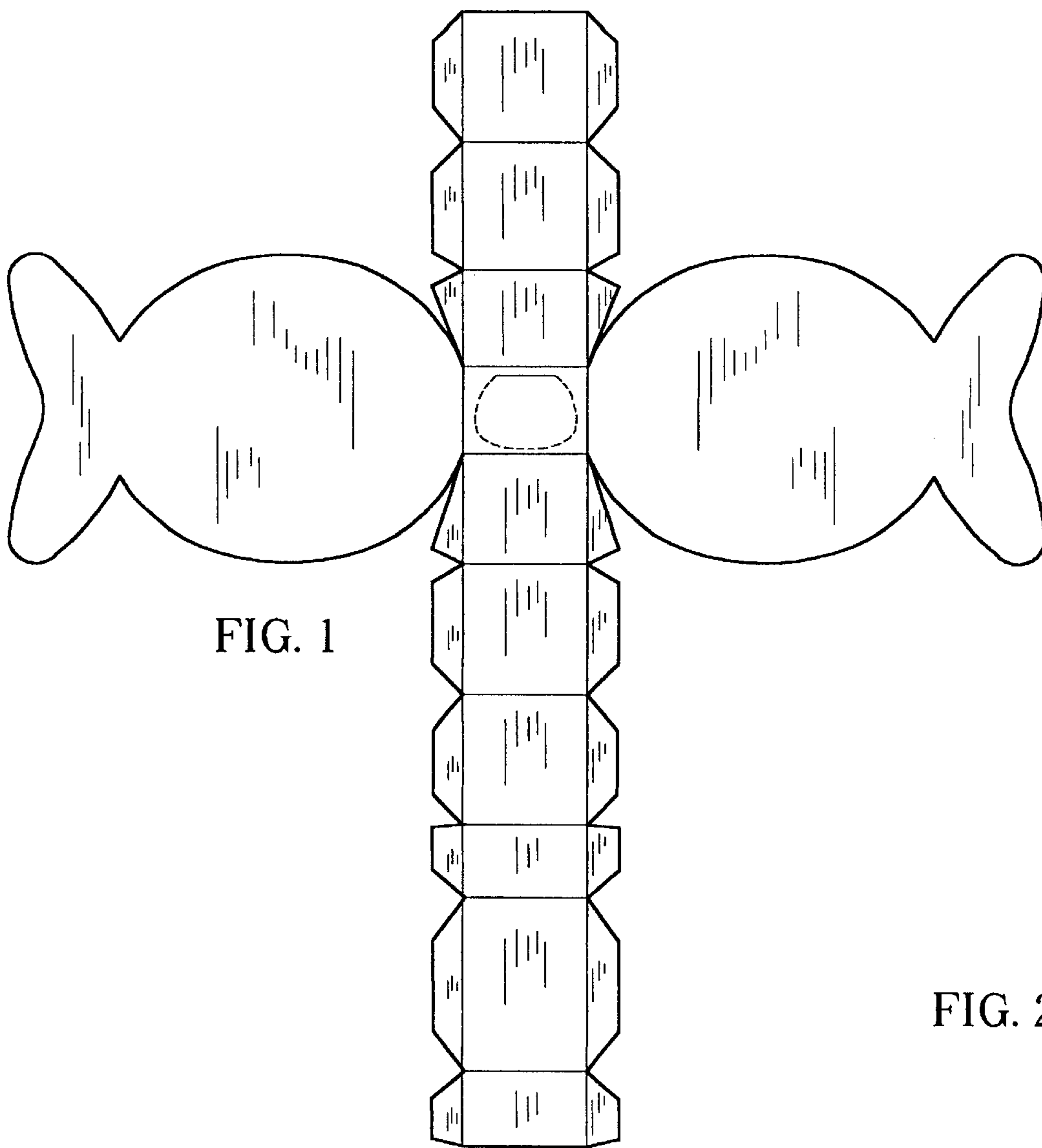


FIG. 1



FIG. 2




FIG. 3




FIG. 4

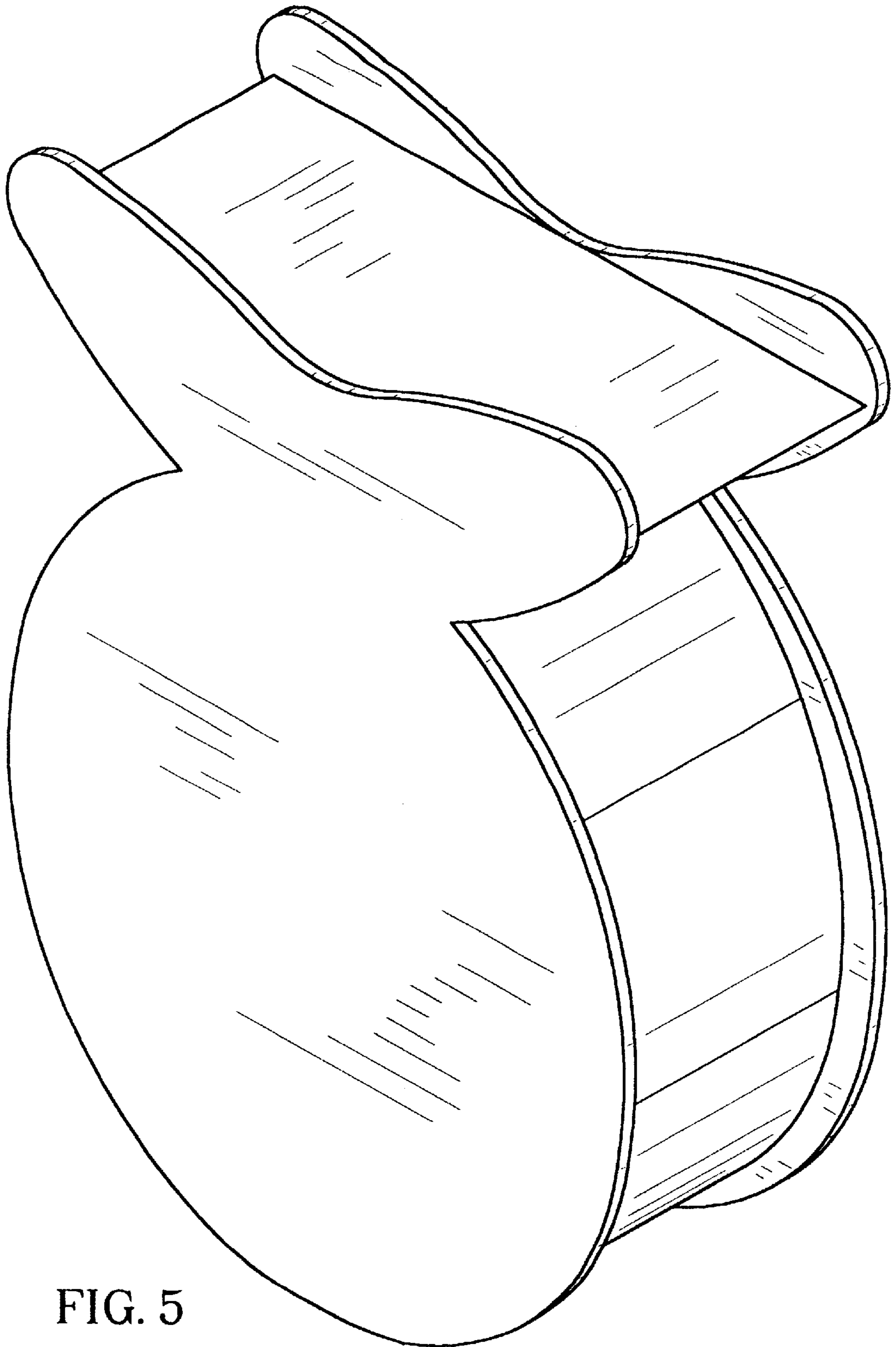


FIG. 5