



US00D471100S

(12) **United States Design Patent**
Guzowski

(10) **Patent No.:** **US D471,100 S**

(45) **Date of Patent:** **** Mar. 4, 2003**

(54) **FOOD CONTAINER**
(75) **Inventor:** **Christopher P. Guzowski**, Hoffman Estates, IL (US)
(73) **Assignee:** **Kraft Foods Holdings, Inc.**, Northfield, IL (US)
(**) **Term:** **14 Years**

4,367,243 A 1/1983 Brummett et al.
4,542,271 A 9/1985 Tanonis et al.
4,563,946 A 1/1986 Barlow et al.
4,785,968 A 11/1988 Logan et al.
4,865,219 A 9/1989 Logan et al.
D303,908 S 10/1989 Anderson
5,083,699 A * 1/1992 Bulcher 229/407
D333,590 S 3/1993 Harris
5,206,045 A 4/1993 Stuck

(List continued on next page.)

(21) **Appl. No.:** **29/133,687**
(22) **Filed:** **Dec. 4, 2000**

FOREIGN PATENT DOCUMENTS

(51) **LOC (7) Cl.** **09-03**
(52) **U.S. Cl.** **D9/428; D9/425; D9/429**
(58) **Field of Search** D9/428, 429, 424, D9/425, 456, 549, 551; D7/601, 610, 608, 629; 229/406, 407, 464, 902-906, 939; 220/573.1-573.5, 575, 574, 4.21, 4.24, 4.26, 556; 206/508, 541; 426/112-115; 99/432, 433, 648 C, DIG. 15

EP 03268811 A1 9/1989
EP 0326811 B1 11/1993

Primary Examiner—Prabhakar Deshmukh
(74) *Attorney, Agent, or Firm*—Fitch, Even, Tabin, & Flannery

(57) **CLAIM**

The ornamental design for a food container, as shown and described.

(56) **References Cited**

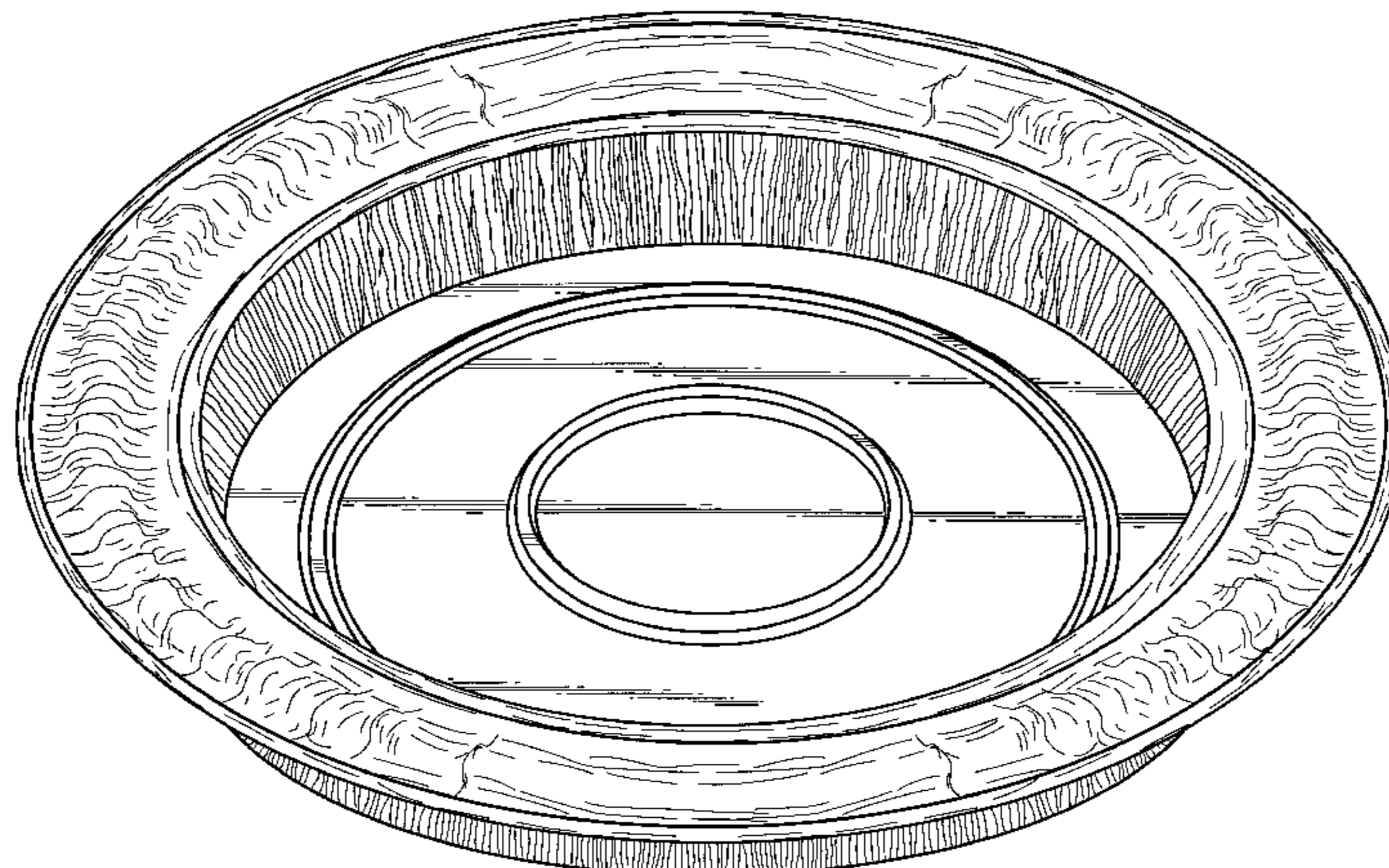
DESCRIPTION

U.S. PATENT DOCUMENTS

794,653 A 4/1905 Isaacs
835,212 A 11/1906 Blynt
843,109 A 2/1907 Sabin
868,312 A 10/1907 Wilcox
1,097,367 A 5/1914 Sabin
1,180,782 A 4/1916 McLaughlin
1,375,539 A 4/1921 Scott
1,827,062 A 10/1931 Austin
1,834,402 A 12/1931 Houston
1,903,682 A 4/1933 Moore
2,174,425 A 9/1939 Schlumbohm
2,257,408 A 9/1941 Alexander
2,784,664 A 3/1957 Toppel
3,357,340 A * 12/1967 Berns et al. 426/112
3,724,711 A 4/1973 George et al.
3,951,053 A 4/1976 Kirkpatrick
3,987,719 A 10/1976 Kian
4,080,884 A 3/1978 Terrell
4,122,324 A 10/1978 Falk
4,197,940 A * 4/1980 DeRossett D7/610 X
D267,543 S * 1/1983 Nemura et al. D9/428

FIG. 1 is a perspective view of a food container showing my new design;
FIG. 2 is a reduced scale top plan view thereof;
FIG. 3 is a perspective view thereof; shown in it's shipping position wherein the baking shield moved to the bottom of the baking pan;
FIG. 4 is a reduced scale side elevational view of FIG. 3;
FIG. 5 is a perspective view of a baking shield; part of FIG. 1 and shown separately for clarity;
FIG. 6 is a reduced scale top plan view of FIG. 5;
FIG. 7 is a reduced scale side elevational view of FIG. 5;
FIG. 8 is a perspective view an another embodiment of the food container;
FIG. 9 is a reduced scale top plan view of FIG. 8;
FIG. 10 is a perspective view of an another baking shield; part of FIG. 8 and shown separately for clarity; and,
FIG. 11 is a reduced scale top plan view of FIG. 10.

1 Claim, 10 Drawing Sheets



US D471,100 S

Page 2

U.S. PATENT DOCUMENTS

5,247,149	A	9/1993	Petleg		
5,273,174	A	* 12/1993	Fisher	220/4.21	
D343,548	S	1/1994	Helfer		
D345,894	S	* 4/1994	Krupa	D9/429	
5,416,304	A	5/1995	De La Cruz et al.		
D362,995	S	10/1995	Marisco		
5,456,162	A	10/1995	Polizzotto		
D364,533	S	11/1995	Brophy		
5,503,063	A	4/1996	Sebald		
D369,941	S	5/1996	Ramina		
D375,261	S	* 11/1996	Fiori	D9/428	* cited by examiner
D384,550	S	10/1997	Dernoga		
D384,857	S	10/1997	Beaule		
D394,773	S	* 6/1998	Patel	D7/610	
5,806,411	A	9/1998	Howle		
5,823,098	A	10/1998	Perry		
5,845,805	A	12/1998	Ragland		
D408,215	S	4/1999	Williams		
D415,420	S	* 10/1999	Chen	D9/428	
6,026,739	A	2/2000	Dernoga		
D424,934	S	* 5/2000	McCann	D9/428	

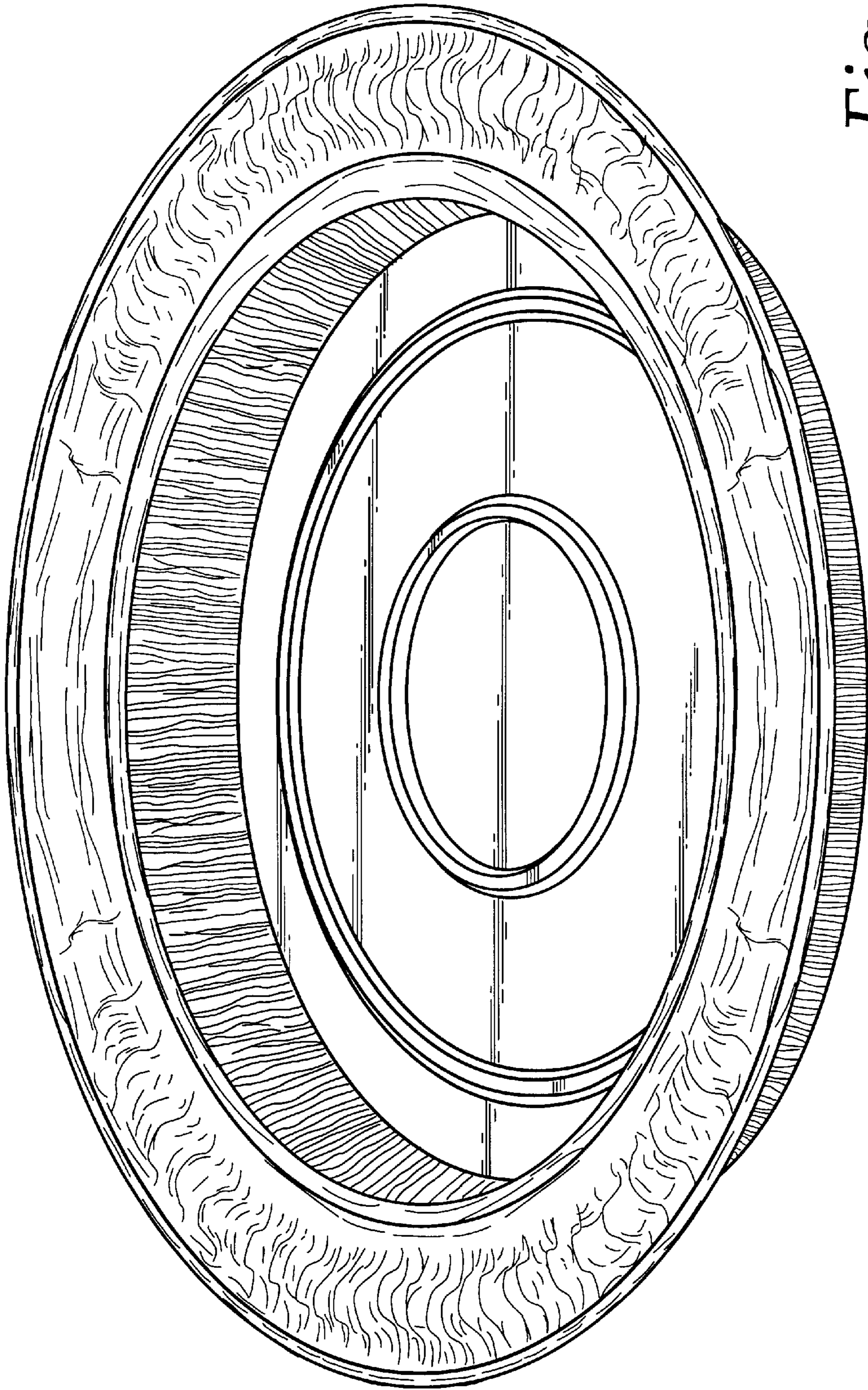


Fig. 1

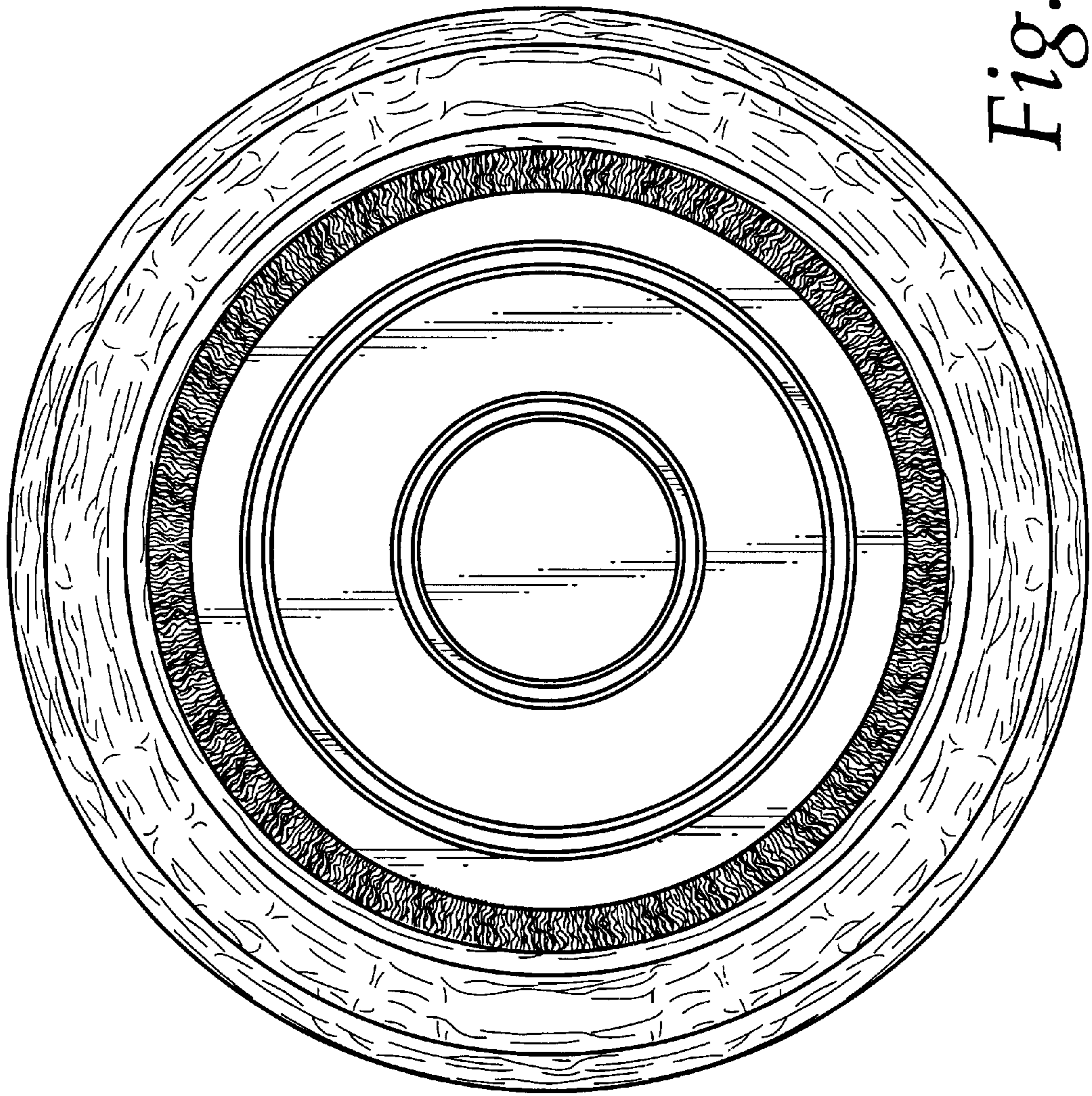


Fig. 2

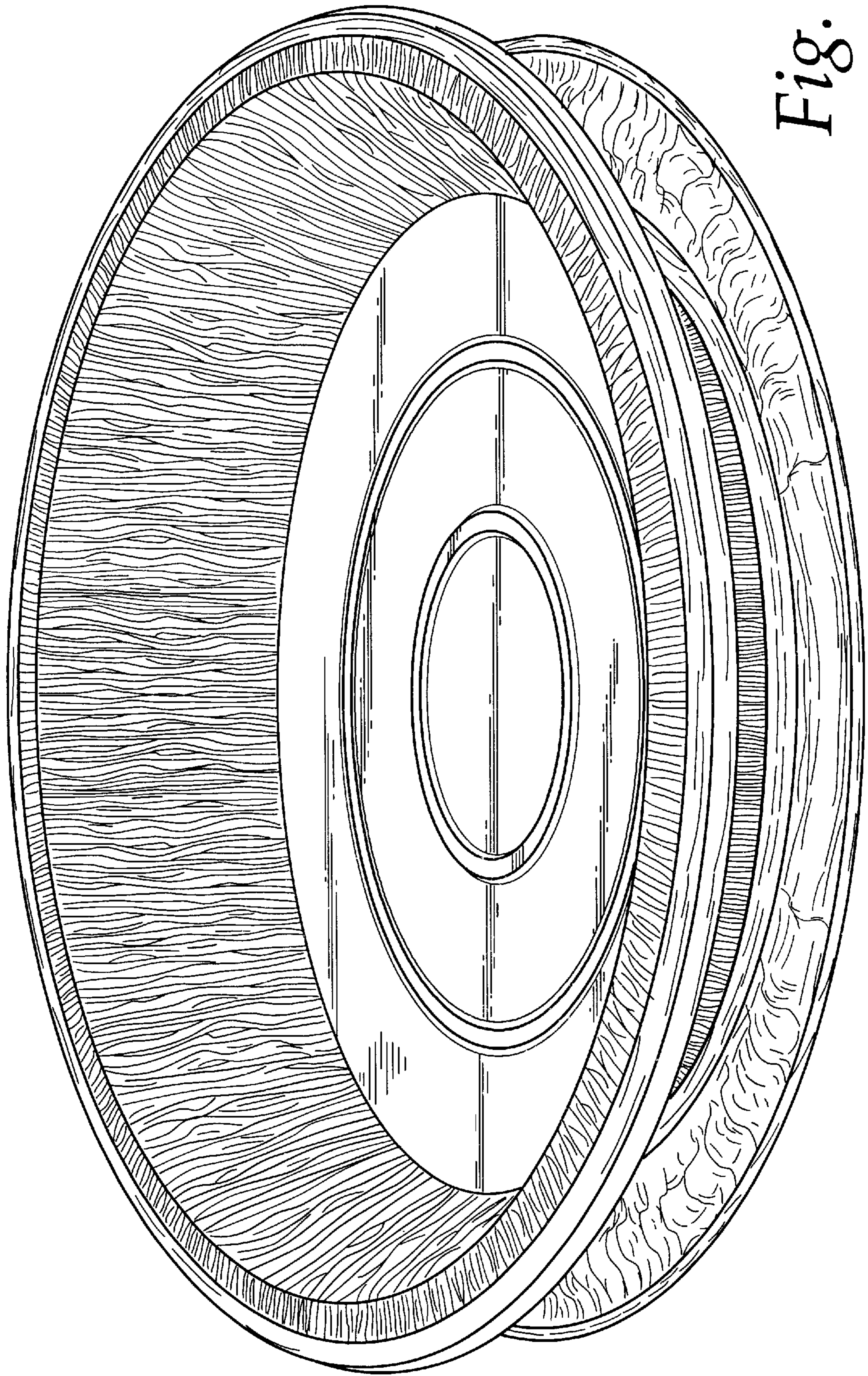


Fig. 3




Fig. 4




Fig. 5

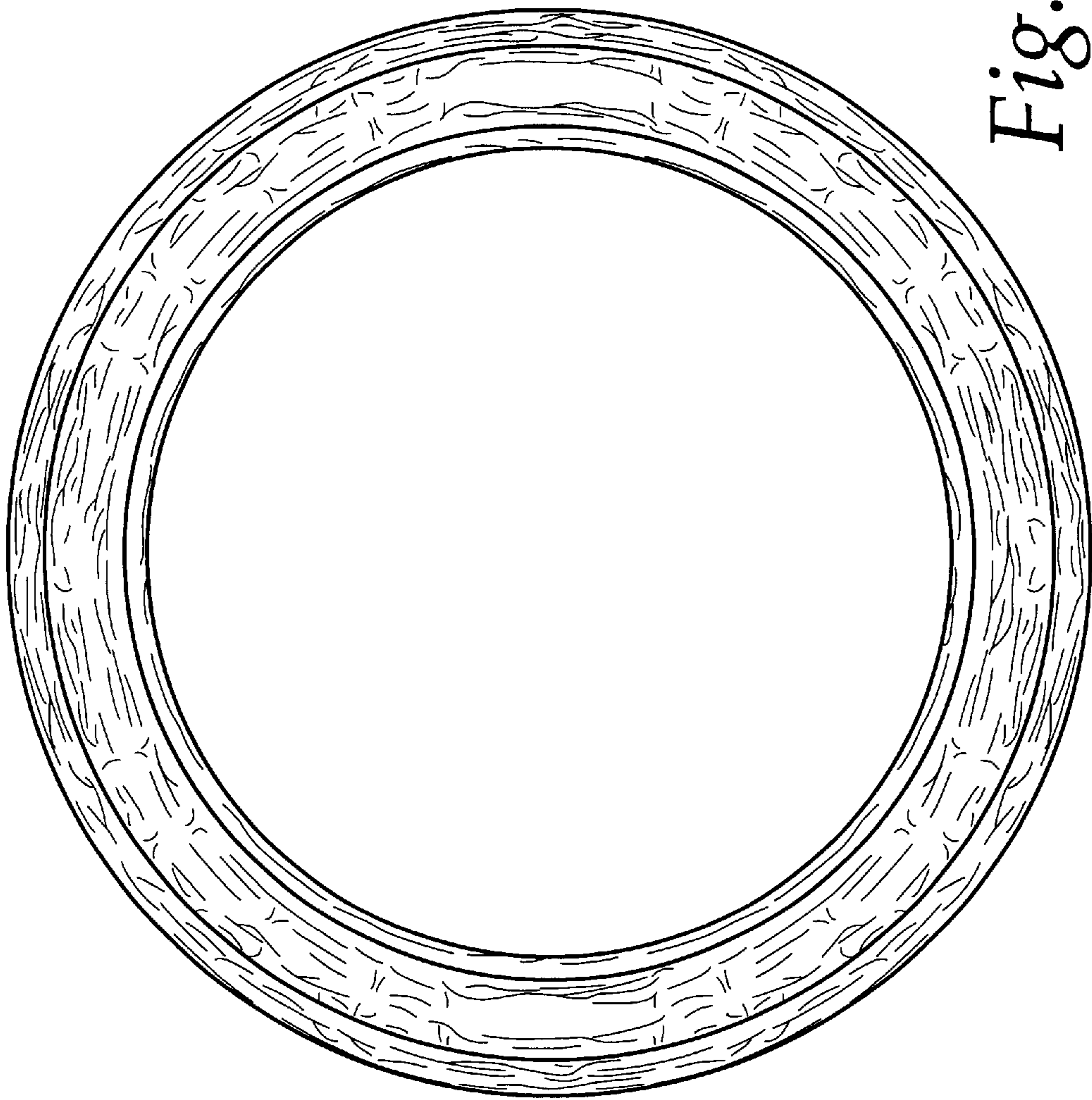


Fig. 6




Fig. 7

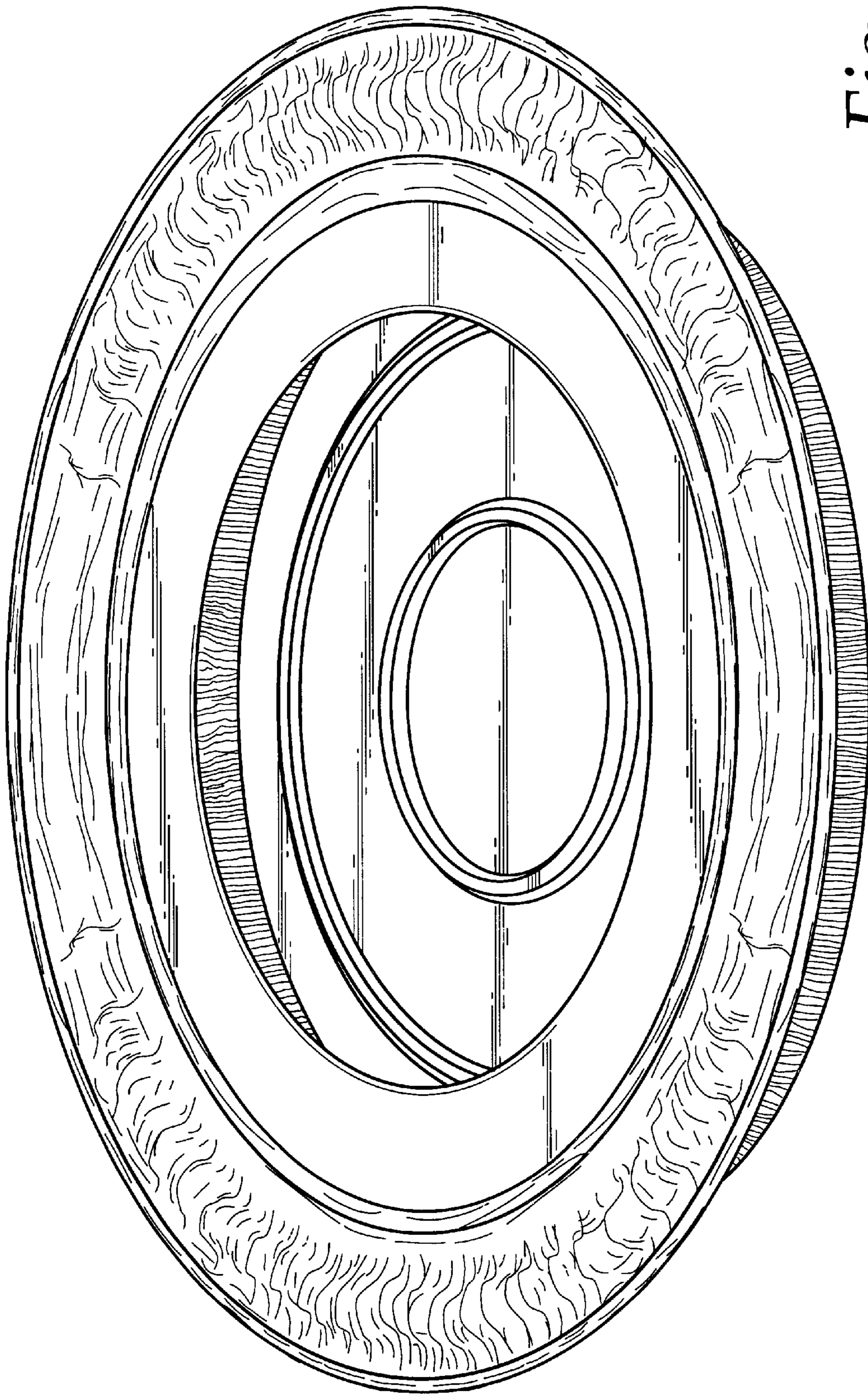


Fig. 8

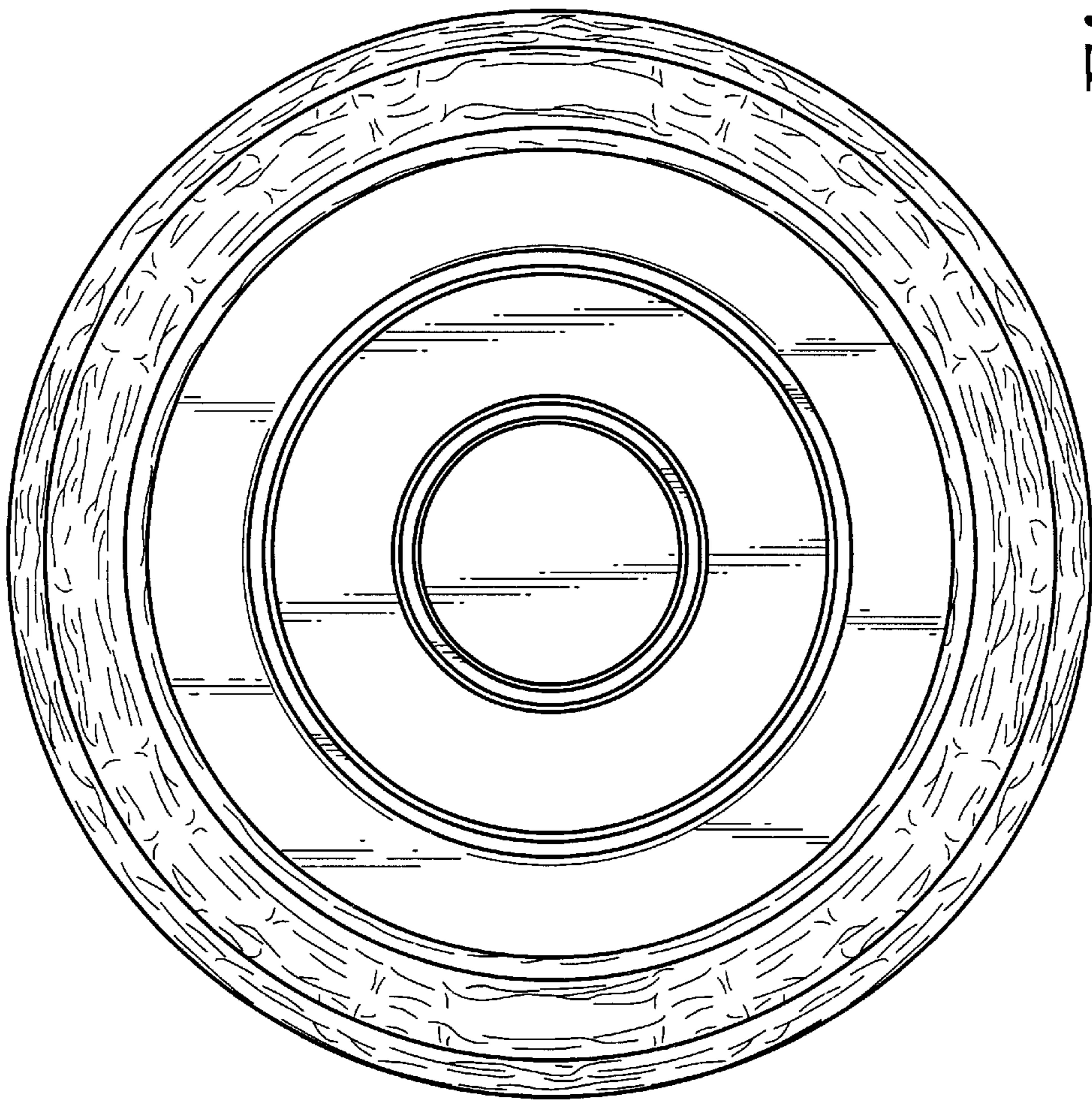


Fig. 9




Fig. 10

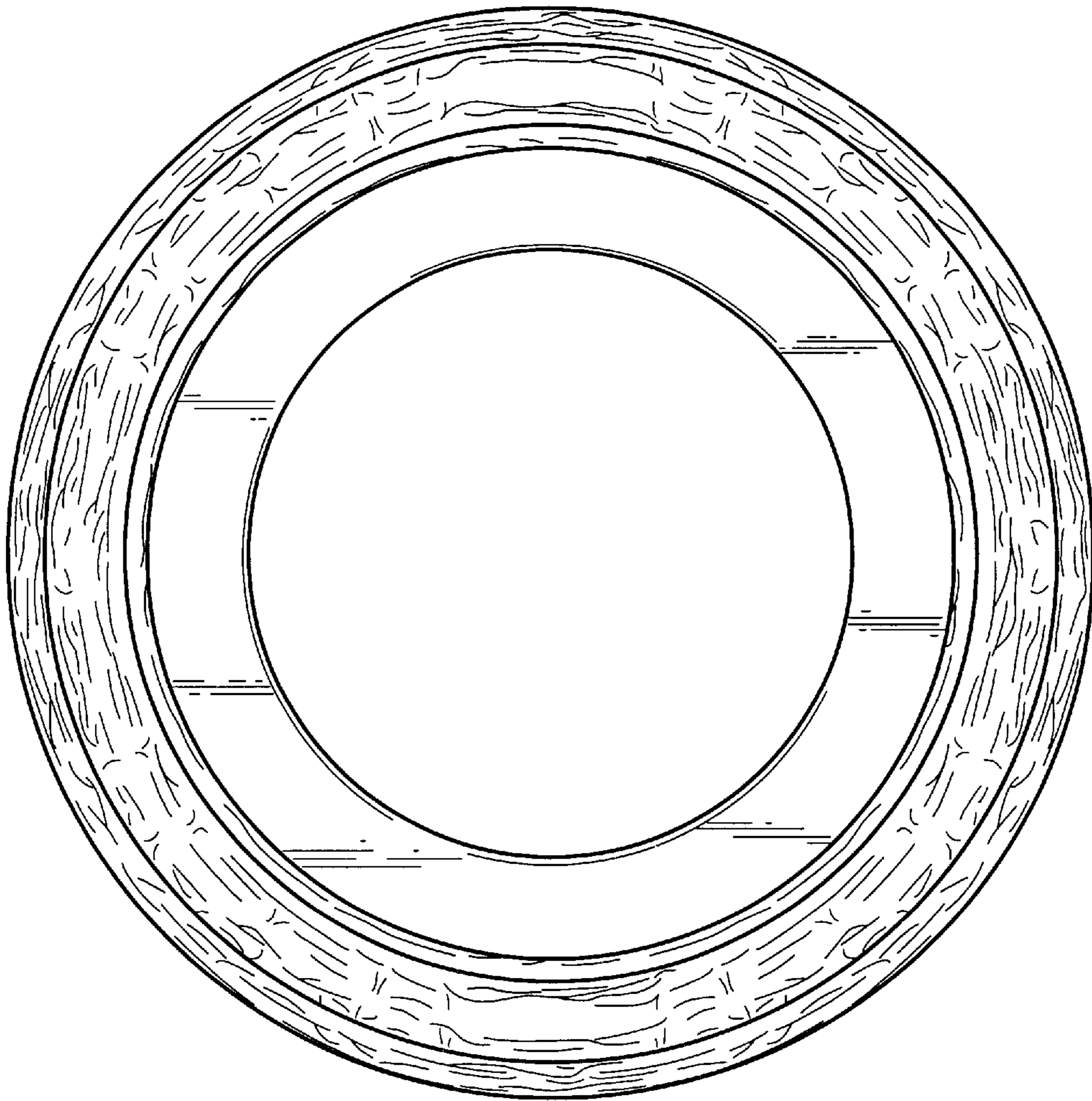


Fig. 11