



US00D471085S

(12) **United States Design Patent**
Markarian

(10) **Patent No.:** **US D471,085 S**

(45) **Date of Patent:** **** Mar. 4, 2003**

(54) **GROOVED ROUND SASH WEIGHT**

2,483,068 A * 9/1949 Smith 16/217 X
4,366,852 A * 1/1983 Holzer 16/217 X
D426,148 S * 6/2000 Markarian D8/400

(76) Inventor: **Robert Markarian**, 557 Old Turnpike Rd., Northwood, NH (US) 03261

(**) Term: **14 Years**

(21) Appl. No.: **29/148,661**

(22) Filed: **Sep. 25, 2001**

(51) **LOC (7) Cl.** **08-09**

(52) **U.S. Cl.** **D8/400**

(58) **Field of Search** D8/400, 409, 499;
16/1, 216-219, DIG. 8

(56) **References Cited**

U.S. PATENT DOCUMENTS

863,637 A * 8/1907 Pope 16/217
886,653 A * 5/1908 Schwedtman 16/217
1,202,887 A * 10/1916 Phelps 16/217 X
1,345,274 A * 6/1920 Stewart 16/217
1,463,126 A * 7/1923 Makepeace 16/216
1,468,429 A * 9/1923 Wixson 16/218
2,449,454 A * 9/1948 Cooke 16/217 X

* cited by examiner

Primary Examiner—Brian N. Vinson
(74) *Attorney, Agent, or Firm*—Robert R. Deleault, Esq.;
Mesmer & Deleault, PLLC

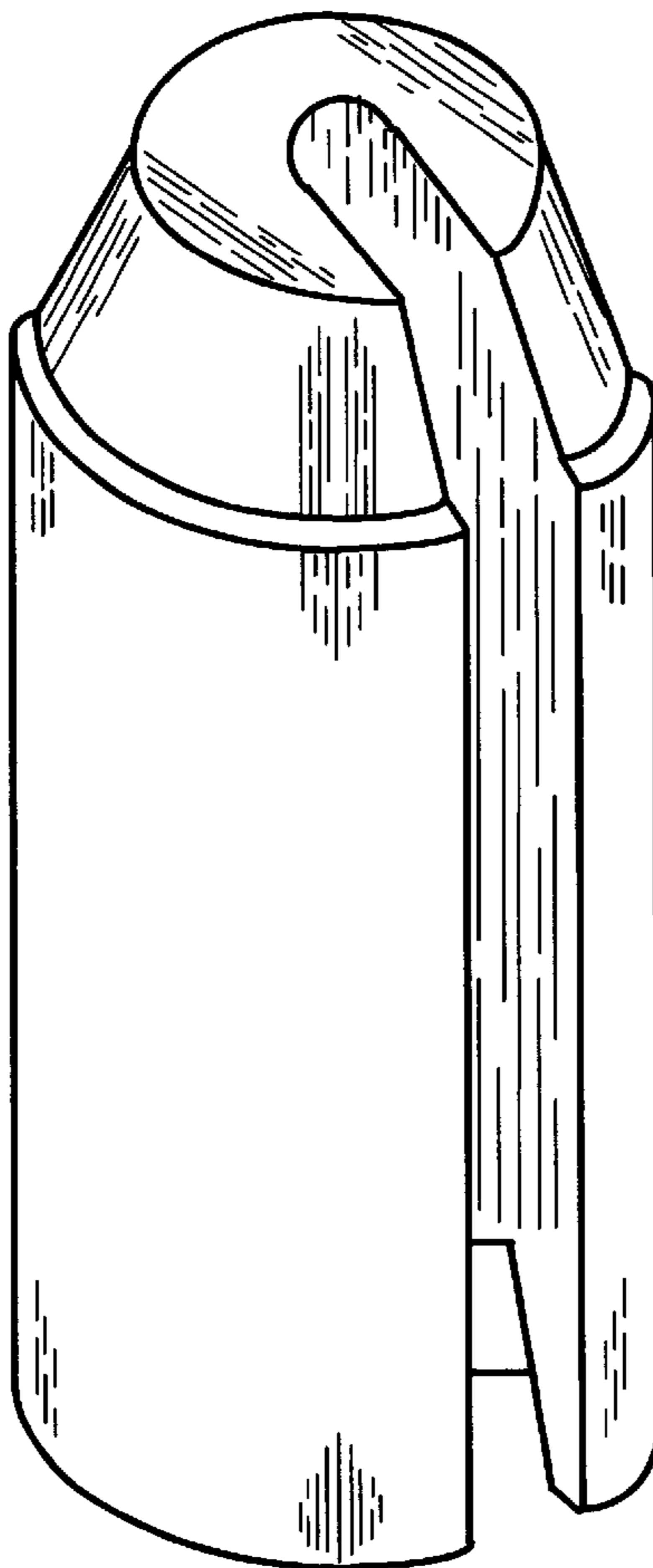
(57) **CLAIM**

I claim the ornamental design for a grooved round sash weight, as shown and described.

DESCRIPTION

FIG. 1 is a perspective view of a grooved round sash weight showing my new design;
FIG. 2 is a top plan view thereof;
FIG. 3 is a bottom plan view thereof;
FIG. 4 is a first side view thereof;
FIG. 5 is a second side view thereof;
FIG. 6 is a rear view thereof; and,
FIG. 7 is a front view thereof.

1 Claim, 3 Drawing Sheets



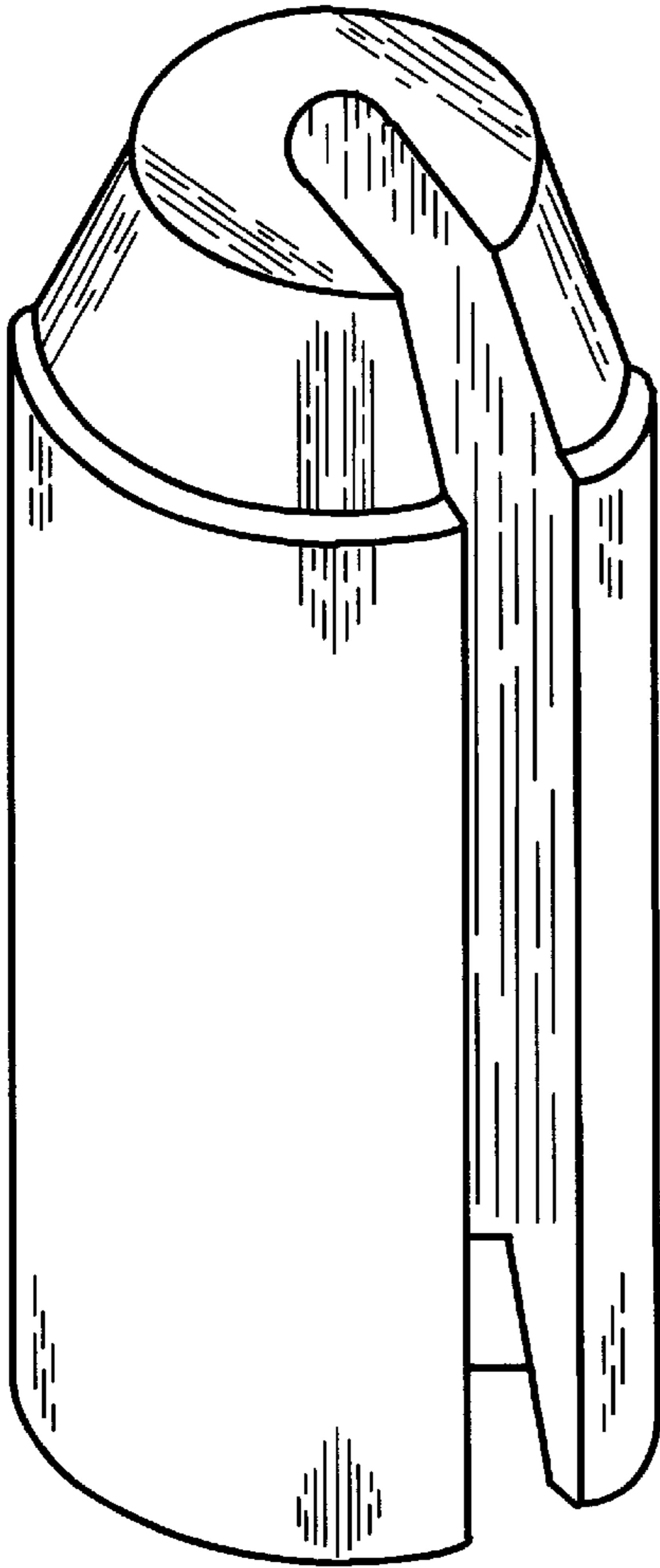


FIG. 1

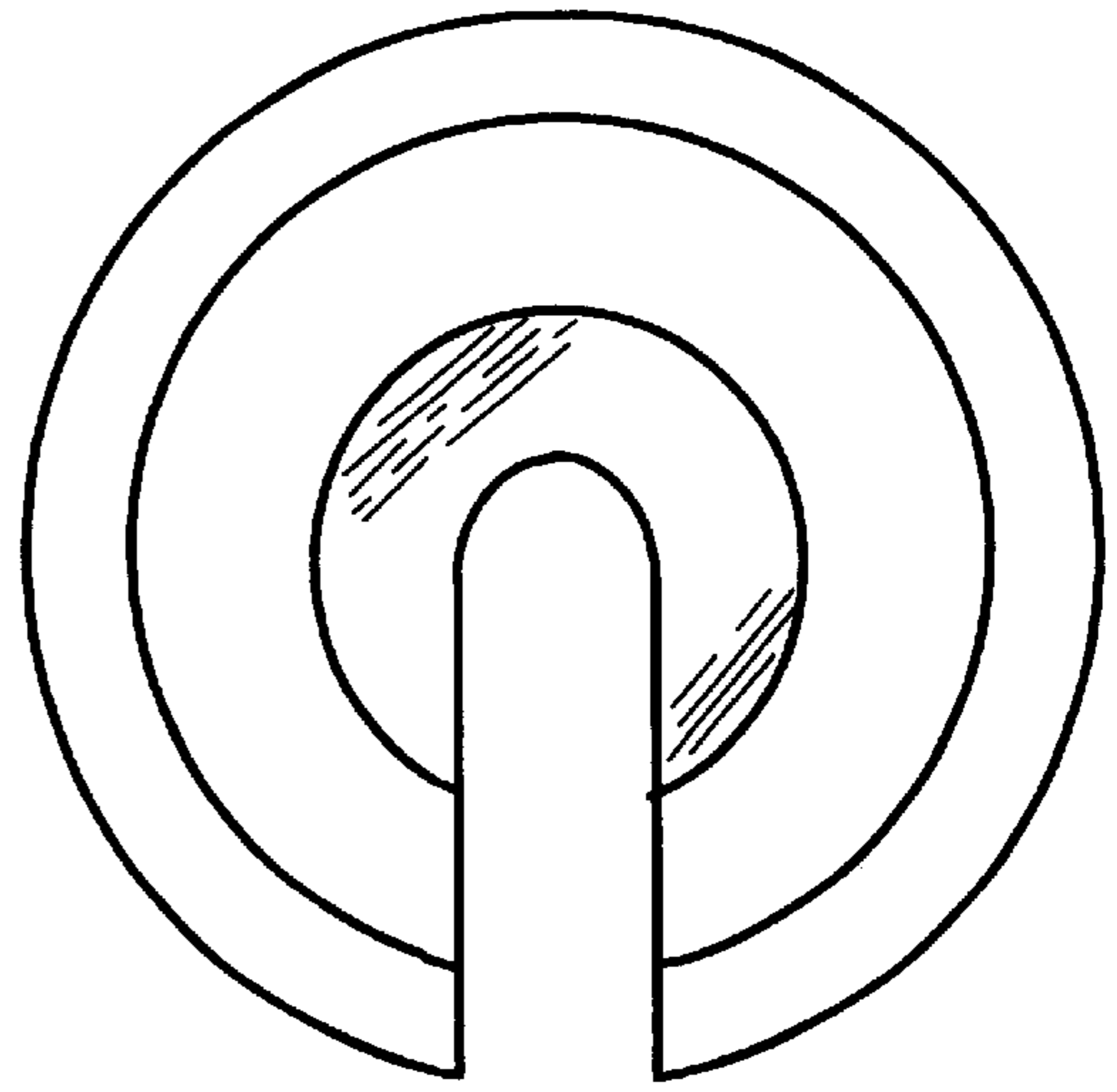


FIG. 2




FIG. 3




FIG. 4




FIG. 5




FIG. 6




FIG. 7