



US00D471074S

(12) **United States Design Patent**  
**Fields**

(10) **Patent No.:** **US D471,074 S**

(45) **Date of Patent:** **\*\* Mar. 4, 2003**

(54) **PULL**

(75) **Inventor:** **Betsy Fields**, Silverton, CO (US)

(73) **Assignee:** **Liberty Hardware Mfg. Corp.**,  
Winston-Salem, NC (US)

(\*\*) **Term:** **14 Years**

(21) **Appl. No.:** **29/159,743**

(22) **Filed:** **Apr. 26, 2002**

(51) **LOC (7) Cl.** ..... **08-06**

(52) **U.S. Cl.** ..... **D8/315**

(58) **Field of Search** ..... D8/300-302, 305,  
D8/307, 310, 315-320; D23/250-254; 16/110.1,  
412, 414-420, 441, 443-446; 292/347

(56) **References Cited**

**U.S. PATENT DOCUMENTS**

- 2,498,139 A \* 2/1950 Simjian ..... 16/419
- D215,404 S \* 9/1969 Stone ..... D8/317
- D301,200 S \* 5/1989 Jans ..... D8/305

- D337,507 S \* 7/1993 Jans ..... D8/316
- D344,007 S \* 2/1994 Jans ..... D8/316
- D438,776 S \* 3/2001 Boscherini ..... D8/316

\* cited by examiner

*Primary Examiner*—B. J. Bullock

(74) *Attorney, Agent, or Firm*—Edgar A. Zarins; Lloyd D. Doigan

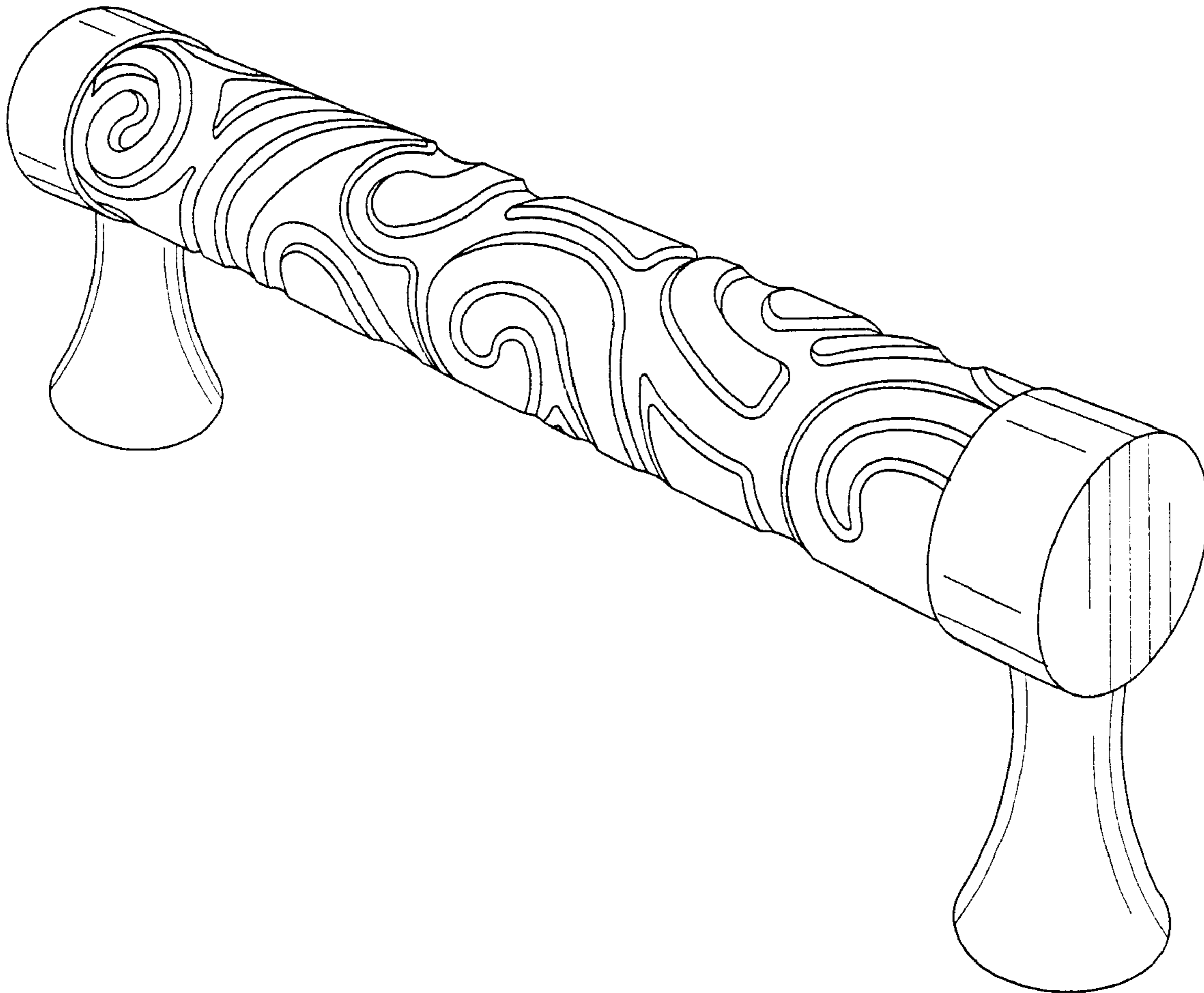
(57) **CLAIM**

The ornamental design for a pull, as shown and described.

**DESCRIPTION**

FIG. 1 is a perspective view of a pull showing my new design;  
 FIG. 2 is a first side elevational view thereof;  
 FIG. 3 is a second side elevational view thereof;  
 FIG. 4 is a front view thereof;  
 FIG. 5 is a rear view thereof; and,  
 FIG. 6 is an end view thereof, the opposite end being a mirror image of the end shown.

**1 Claim, 3 Drawing Sheets**



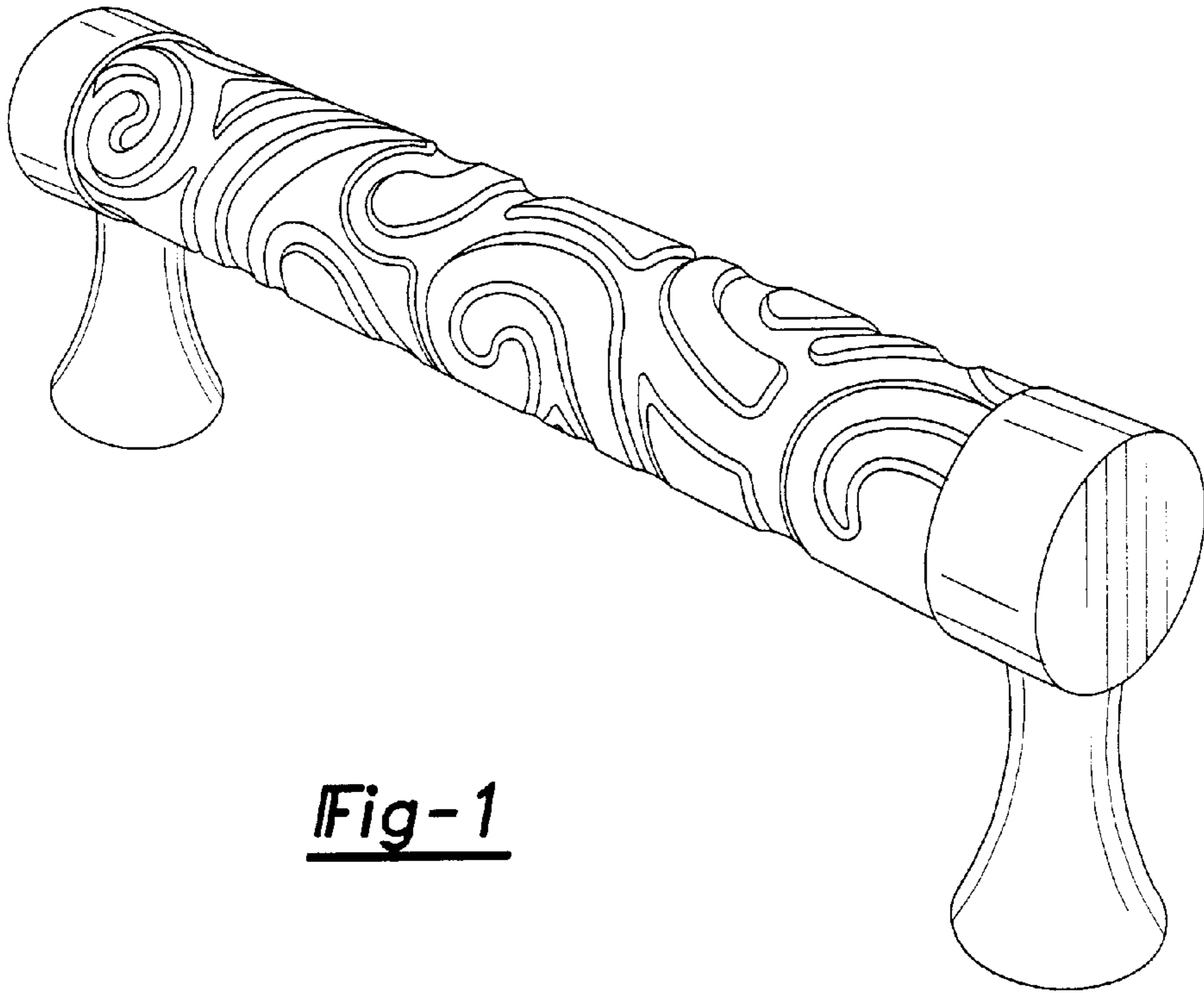


Fig-1




Fig-2

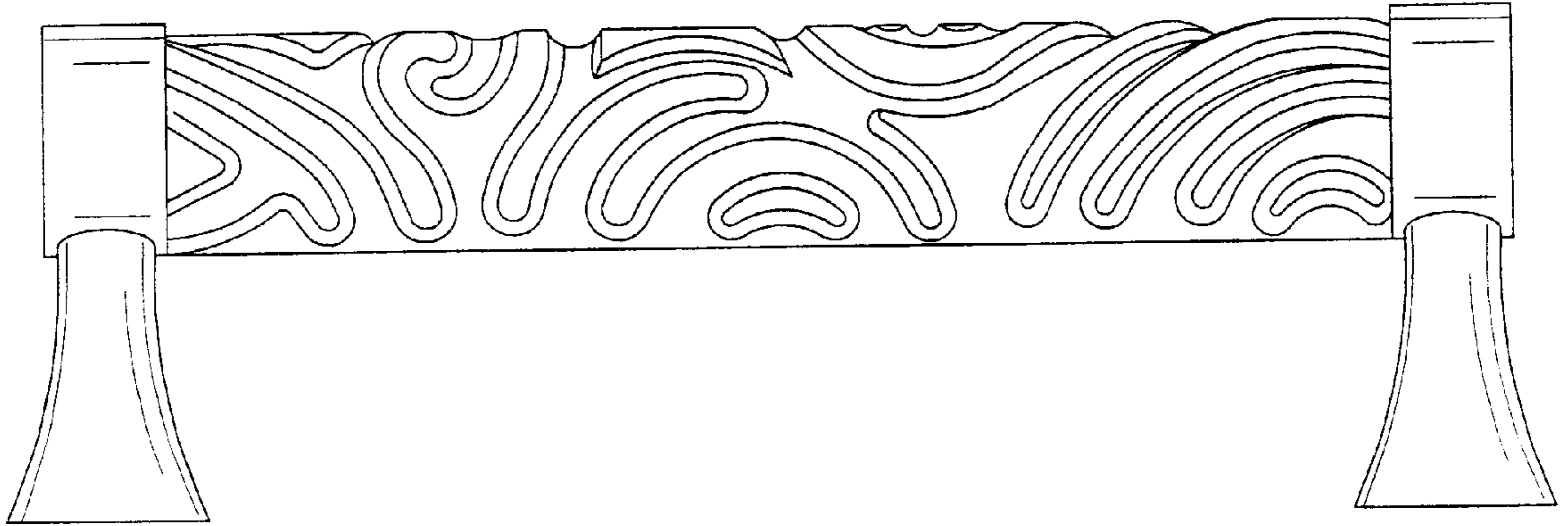


Fig-3




Fig-4

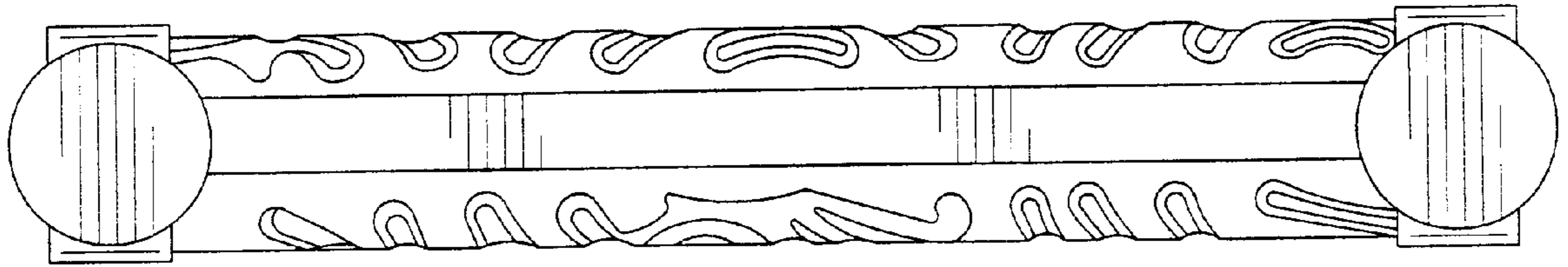


Fig-5

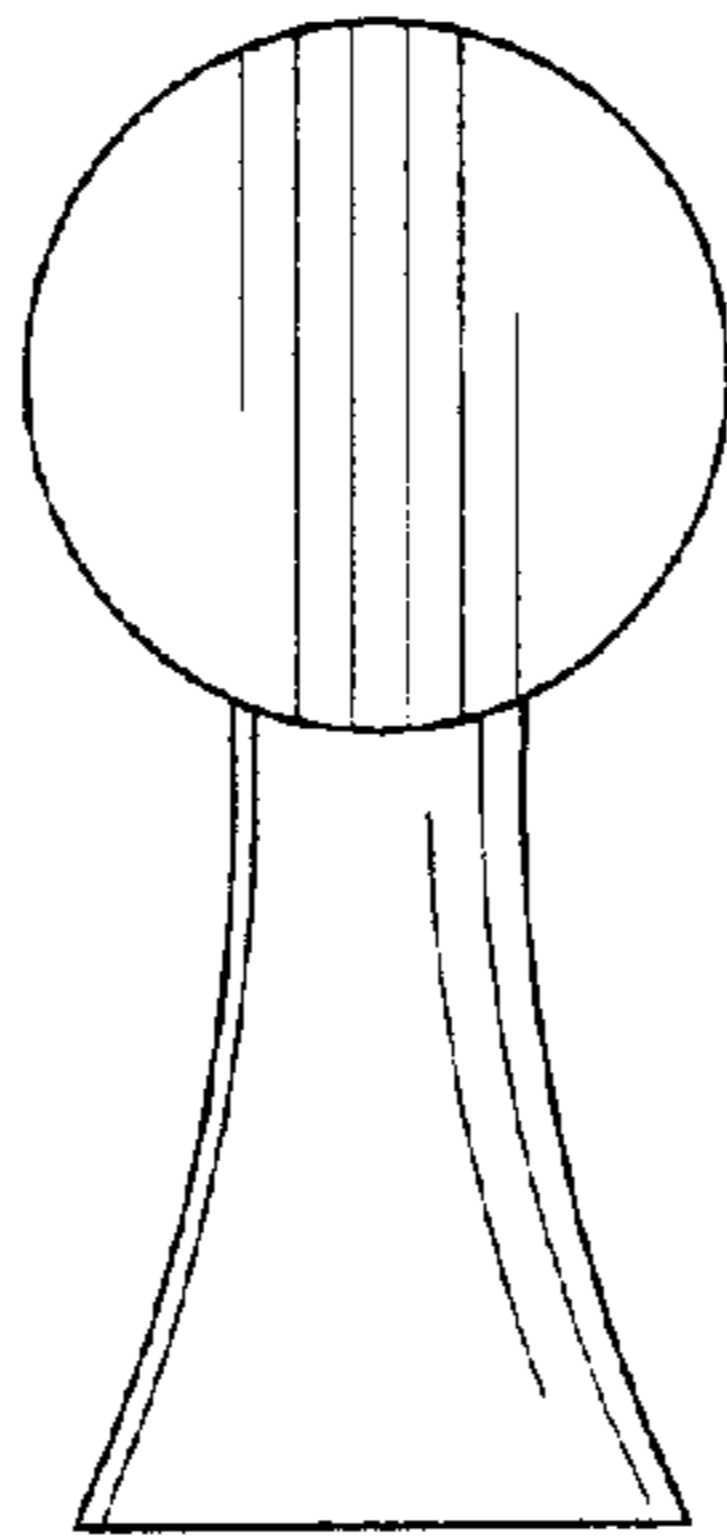


Fig-6