



US00D471065S

(12) **United States Design Patent**
Kerman

(10) **Patent No.:** **US D471,065 S**

(45) **Date of Patent:** **** Mar. 4, 2003**

- (54) **STEMWARE**
- (75) Inventor: **Staci Lynn Kerman**, Ann Arbor, MI (US)
- (73) Assignee: **Libbey Glass Inc.**, Toledo, OH (US)
- (**) Term: **14 Years**
- (21) Appl. No.: **29/161,585**
- (22) Filed: **May 31, 2002**

- D115,522 S * 7/1939 Moreau D7/537
- D154,729 S * 8/1949 Wohinc D7/524
- D166,008 S * 2/1952 Witten D7/537
- D229,151 S * 11/1973 McTear D7/537
- D247,798 S * 5/1978 Holtorf D7/537
- D247,799 S * 5/1978 Holtorf D7/537
- D269,659 S * 7/1983 Holloway D7/507
- D327,815 S * 7/1992 Schijndel D7/513
- D407,947 S * 4/1999 Barth D7/522
- D418,370 S * 1/2000 Wilson D7/528
- D454,758 S * 3/2002 Lack D7/524
- D458,083 S 6/2002 Kerman

Related U.S. Application Data

- (63) Continuation-in-part of application No. 29/150,867, filed on Nov. 30, 2001, now Pat. No. Des. 458,083.
- (51) **LOC (7) Cl.** **07-01**
- (52) **U.S. Cl.** **D7/537**
- (58) **Field of Search** D7/537, 524, 509, D7/525; 215/12.1, 382, 374, 383; 220/666, 23.83, 710.5; 206/508

* cited by examiner

Primary Examiner—M. N. Pandozzi

(74) *Attorney, Agent, or Firm*—Emch, Schaffer, Schaub & Porcello Co., L.P.A.

(57) **CLAIM**

The ornamental design for stemware, as shown and described.

DESCRIPTION

FIG. 1 is a front elevational view of stemware according to the present design; the back elevational view being a mirror image thereof;

FIG. 2 is a first side elevational view thereof;

FIG. 3 is a second side elevational view thereof;

FIG. 4 is a top view thereof; and,

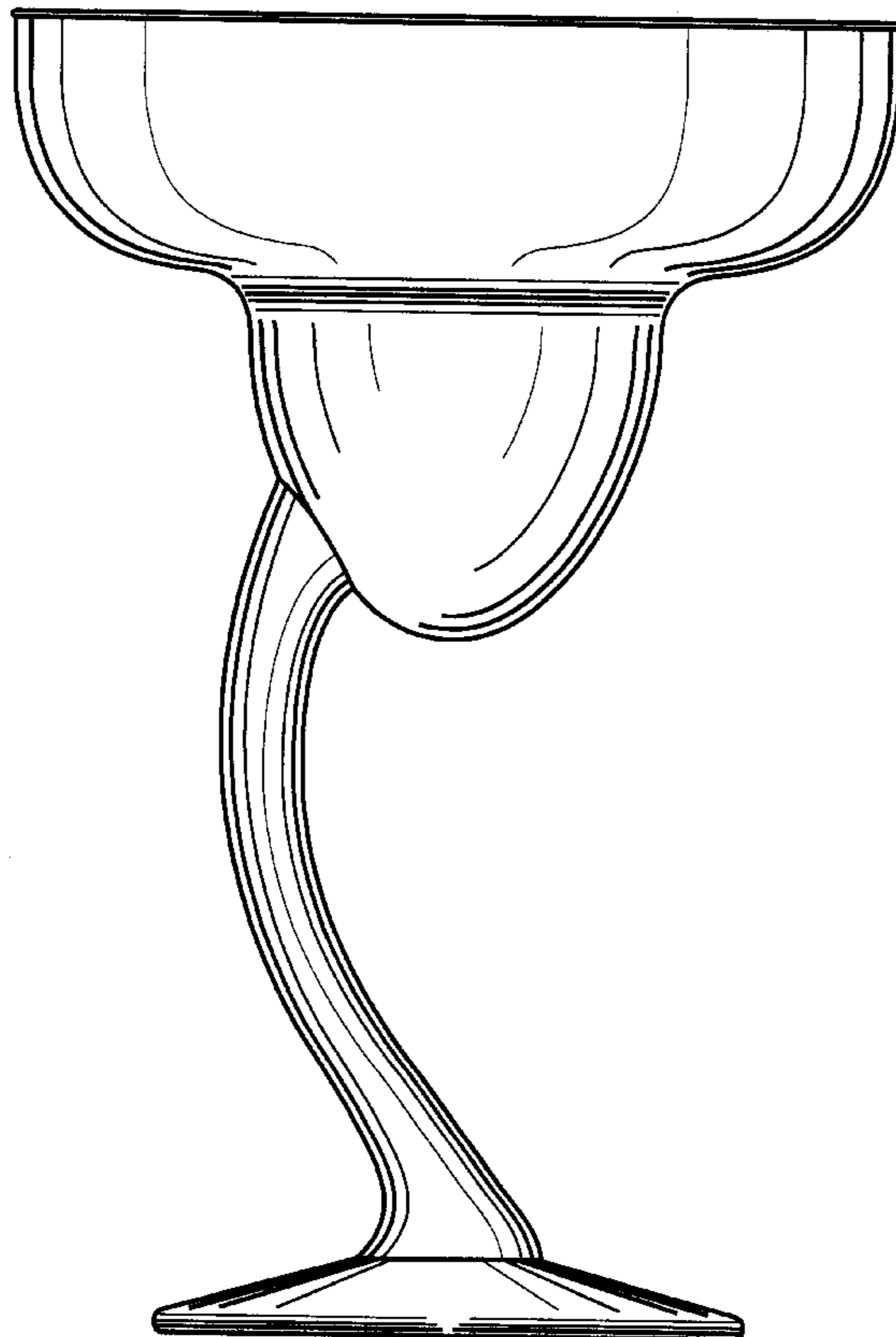
FIG. 5 is a bottom view thereof.

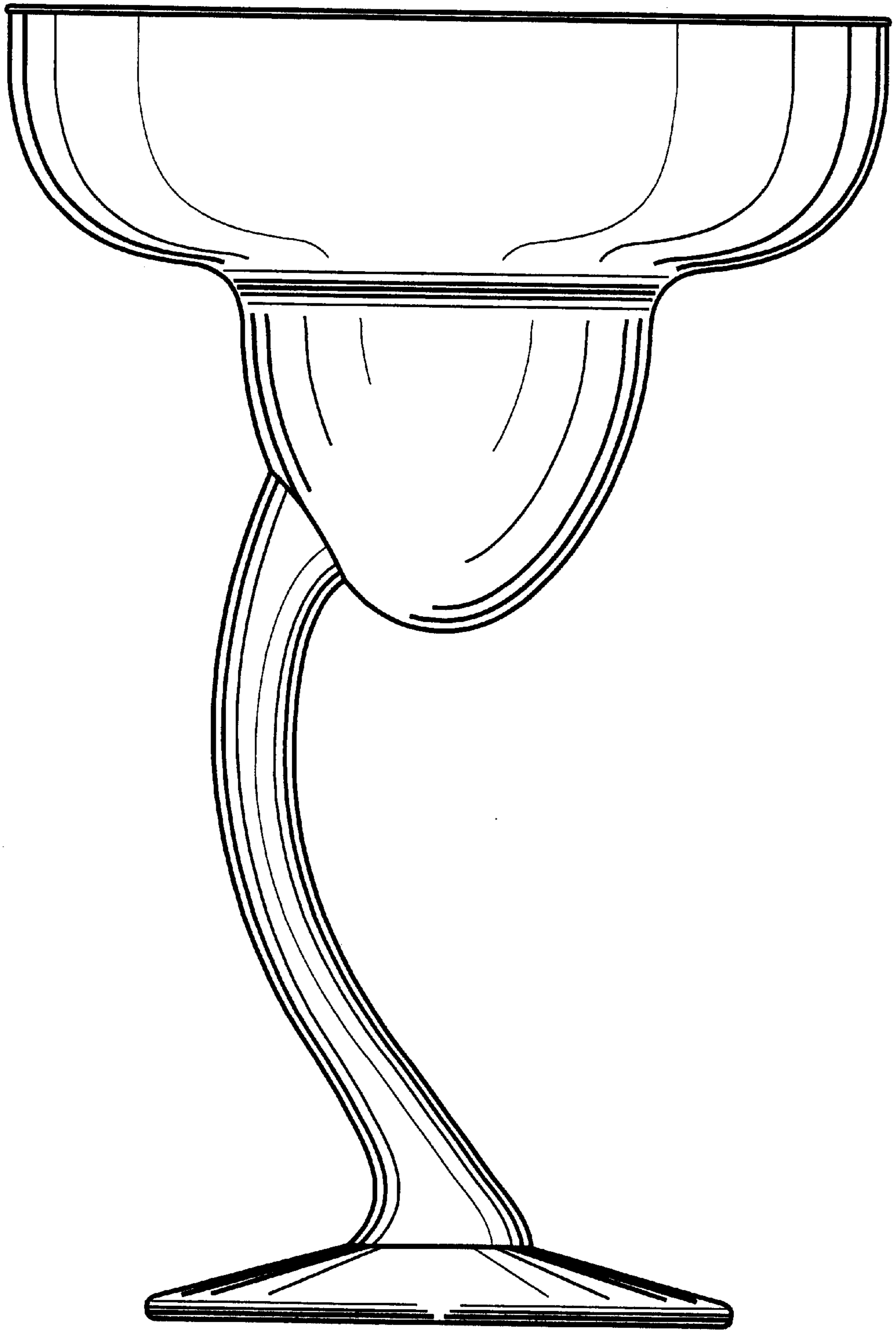
(56) **References Cited**

U.S. PATENT DOCUMENTS


- D80,021 S * 12/1929 Dithridge D7/524
- D89,716 S * 4/1933 Nash D7/537
- D89,761 S 4/1933 Nash
- D115,519 S * 7/1939 Moreau D7/537
- D115,520 S * 7/1939 Moreau D7/537
- D115,521 S * 7/1939 Moreau D7/537

1 Claim, 5 Drawing Sheets






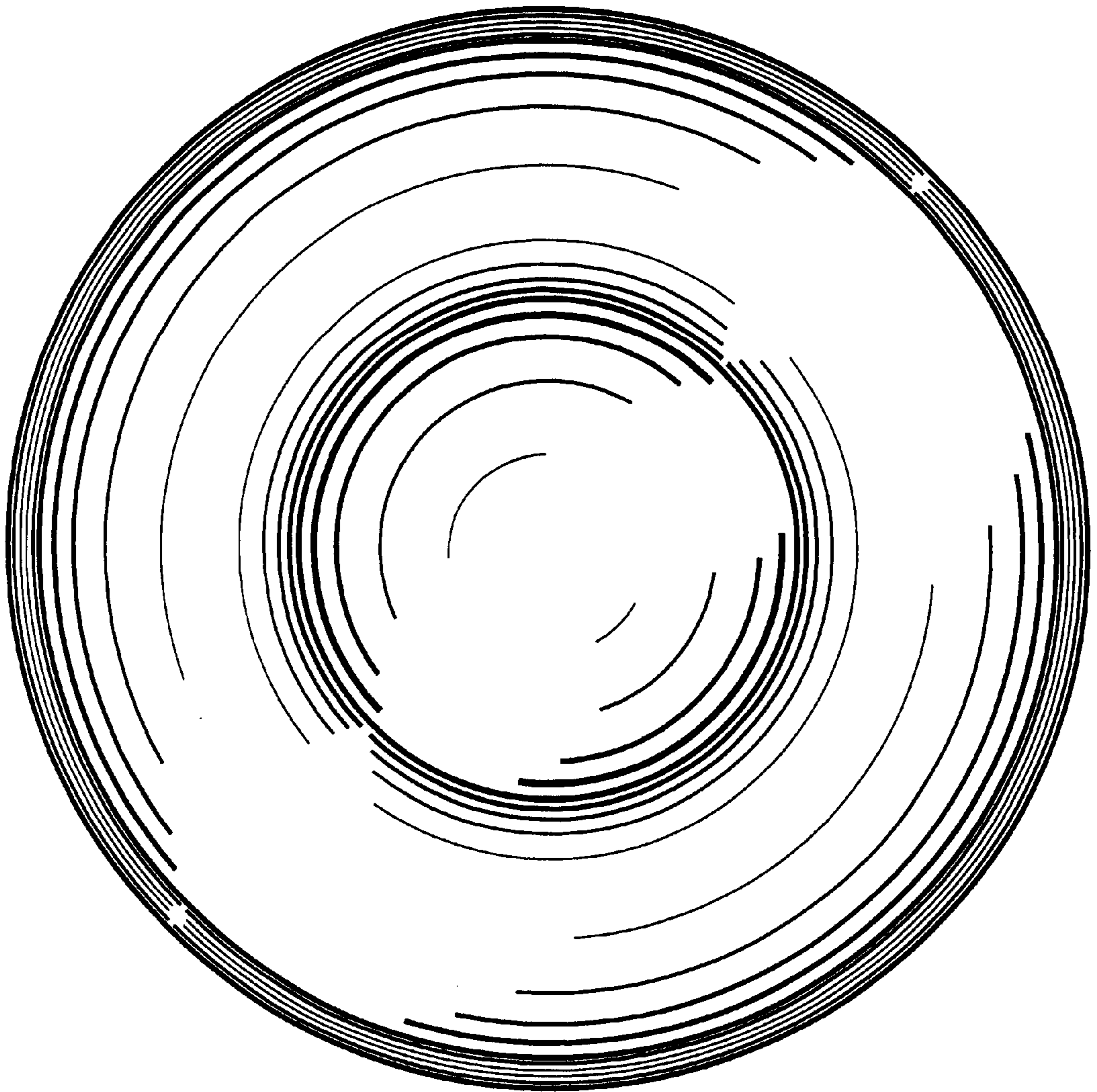
—FIG.1



—FIG. 2



—FIG. 3



—FIG. 4




FIG. 5