



US00D471064S

(12) **United States Design Patent**  
**Renz**

(10) **Patent No.:** **US D471,064 S**

(45) **Date of Patent:** **\*\* Mar. 4, 2003**

(54) **CUP**

(75) **Inventor:** **Charles John Renz**, Briarcliff Manor, NY (US)

(73) **Assignee:** **Playtex Products, Inc.**, Westport, CT (US)

(\*\*) **Term:** **14 Years**

(21) **Appl. No.:** **29/144,840**

(22) **Filed:** **Jul. 11, 2001**

(51) **LOC (7) Cl.** ..... **07-01**

(52) **U.S. Cl.** ..... **D7/523; D7/509**

(58) **Field of Search** ..... **D7/507, 509, 510, D7/511, 523; D11/152; D9/502, 500; 206/459.1, 520, 519; 217/386; 99/279; 165/74; 229/400; 426/130**

D288,766 S	*	3/1987	Tardif	.....	D7/523
D289,483 S	*	4/1987	Wetter	.....	D7/523
D292,883 S	*	11/1987	Griffin et al.	.....	D9/500
4,789,073 A		12/1988	Fine	.....	215/13.1
5,040,317 A		8/1991	Kadjevich	.....	40/324
5,169,016 A		12/1992	Hinz, Jr.	.....	220/254
D335,382 S		5/1993	O'Brien	.....	D99/25
D353,297 S		12/1994	Sokolski et al.	.....	D7/387
D356,503 S	*	3/1995	Mueller et al.	.....	D7/523
D363,642 S	*	10/1995	Goto et al.	.....	D7/511
D368,234 S	*	3/1996	Dickinson et al.	.....	D11/152
5,531,353 A		7/1996	Ward et al.	.....	220/729
D372,839 S		8/1996	Laib	.....	D7/536
D375,870 S	*	11/1996	Stonehouse	.....	D7/523
D386,948 S		12/1997	Wissinger	.....	D7/533
D387,620 S		12/1997	Trombly	.....	D7/510
5,918,761 A		7/1999	Wissinger	.....	220/713
5,964,379 A		10/1999	DeMars	.....	222/205
D416,757 S		11/1999	Ginuntoli	.....	D7/523
D420,254 S		2/2000	Park	.....	D7/510

\* cited by examiner

(56) **References Cited**

**U.S. PATENT DOCUMENTS**

D47,798 S	9/1915	Pick	
1,975,241 A	10/1934	Werber et al.	..... 65/66
2,051,446 A	8/1936	Ice	..... 65/66
2,715,326 A	8/1955	Gits	..... 65/66
2,725,733 A	12/1955	Davis	..... 65/66
2,805,787 A	8/1957	Sherman	
2,863,585 A	12/1958	Meshberg	..... 220/15
2,899,098 A	8/1959	Gits	..... 220/15
3,120,570 A	2/1964	Kennedy et al.	..... 264/45
3,247,302 A	4/1966	Lewis	
3,269,144 A	8/1966	Poris	..... 62/457
3,357,056 A	12/1967	Reyburn	
3,635,380 A	1/1972	Fitzgerald	..... 222/484
3,674,512 A	* 7/1972	Andros	..... 426/130
3,696,987 A	* 10/1972	Schuff et al.	..... 0/DIG. 12
3,755,030 A	8/1973	Doman et al.	..... 156/73
3,967,748 A	7/1976	Albert	..... 220/90.4
3,972,443 A	8/1976	Albert	..... 220/90.4
4,238,045 A	12/1980	D'Andria	..... 220/90.4
D273,651 S	* 5/1984	Emrick	..... D7/523
4,602,557 A	* 7/1986	Yip	..... 99/279
D286,604 S	* 11/1986	Bierlein et al.	..... D7/523
4,630,744 A	* 12/1986	Trombly	..... 220/604

*Primary Examiner*—M. N. Pandozzi

(74) *Attorney, Agent, or Firm*—Ohlandt, Greeley, Ruggiero & Perle, LLP



(57) **CLAIM**

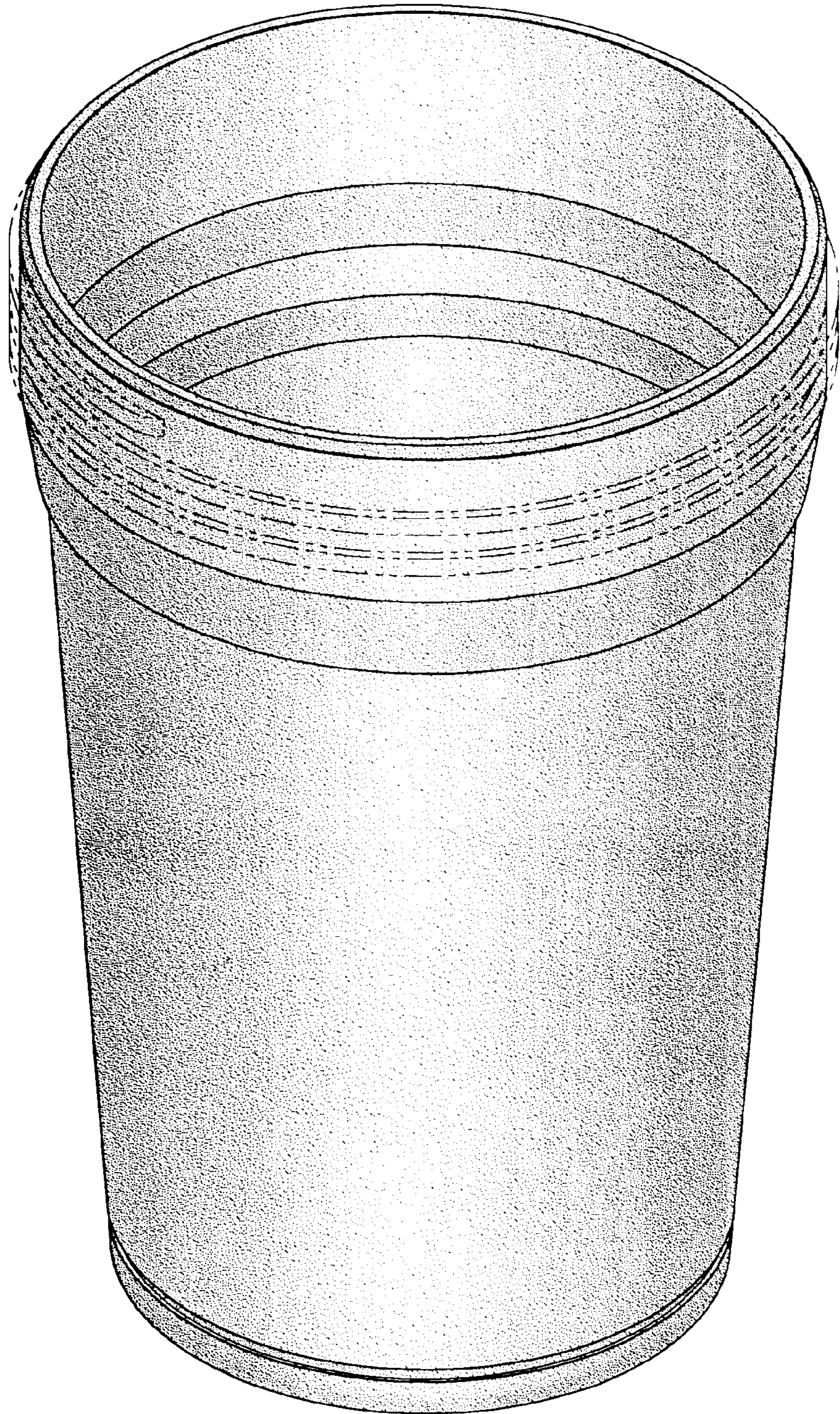
The ornamental design for the cup, as shown and described.

**DESCRIPTION**


FIG. 1 is a top perspective view of the cup according to the present invention;  
 FIG. 2 is a side view of the cup of FIG. 1, the opposite side being identical;  
 FIG. 3 is a top view of the cup of FIG. 1;  
 FIG. 4 is a bottom view of the cup of FIG. 1;  
 FIG. 5 is a top perspective view of another embodiment the cup of FIG. 1;  
 FIG. 6 is a side view of the cup of FIG. 5;  
 FIG. 7 is a top view of the cup of FIG. 5; and,  
 FIG. 8 is a bottom view of the cup of FIG. 5.  
 The broken lines in the drawings are for illustrative purposes only and forms no part of the claimed design.

**1 Claim, 6 Drawing Sheets**

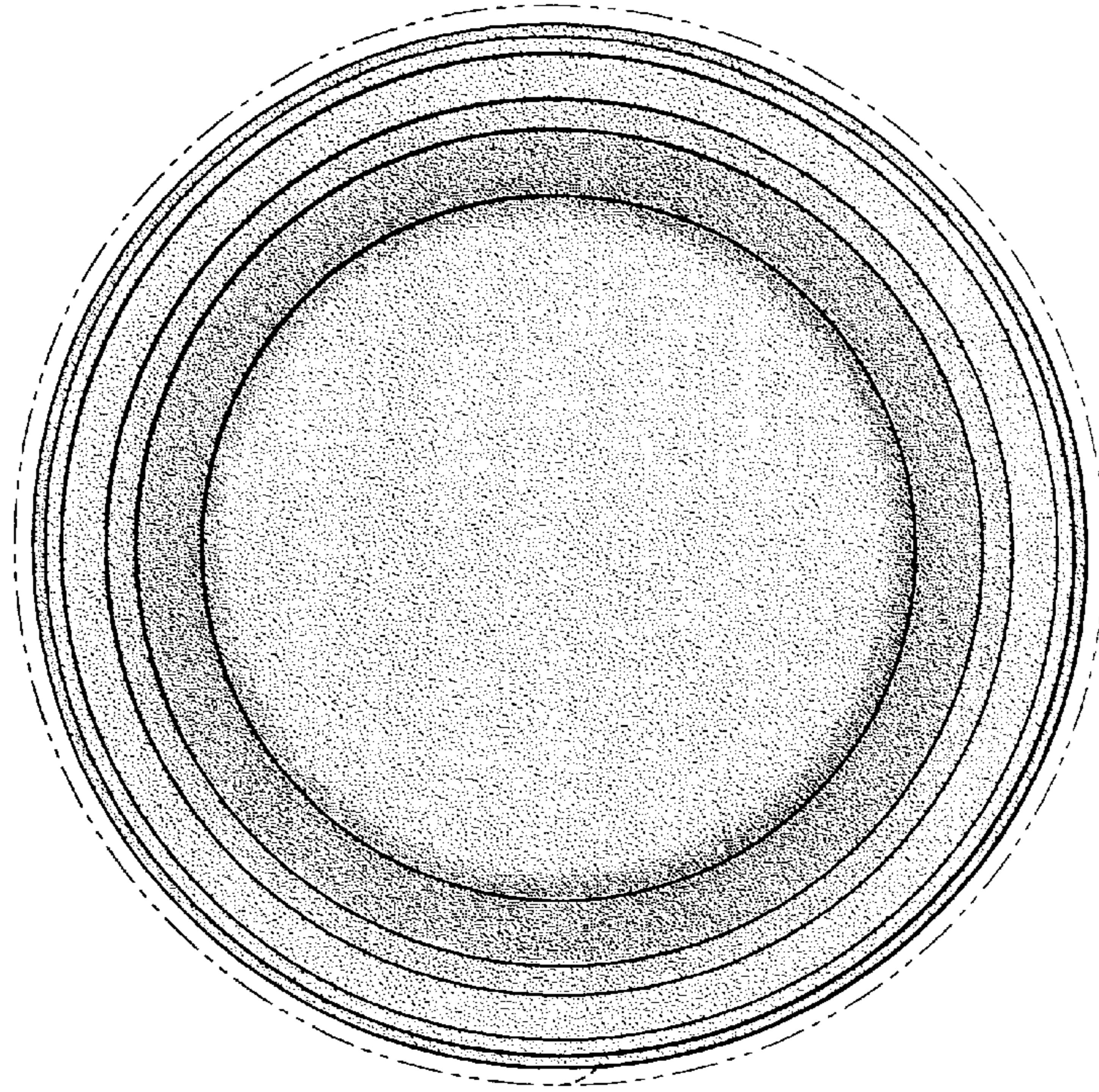





**FIG. 1**



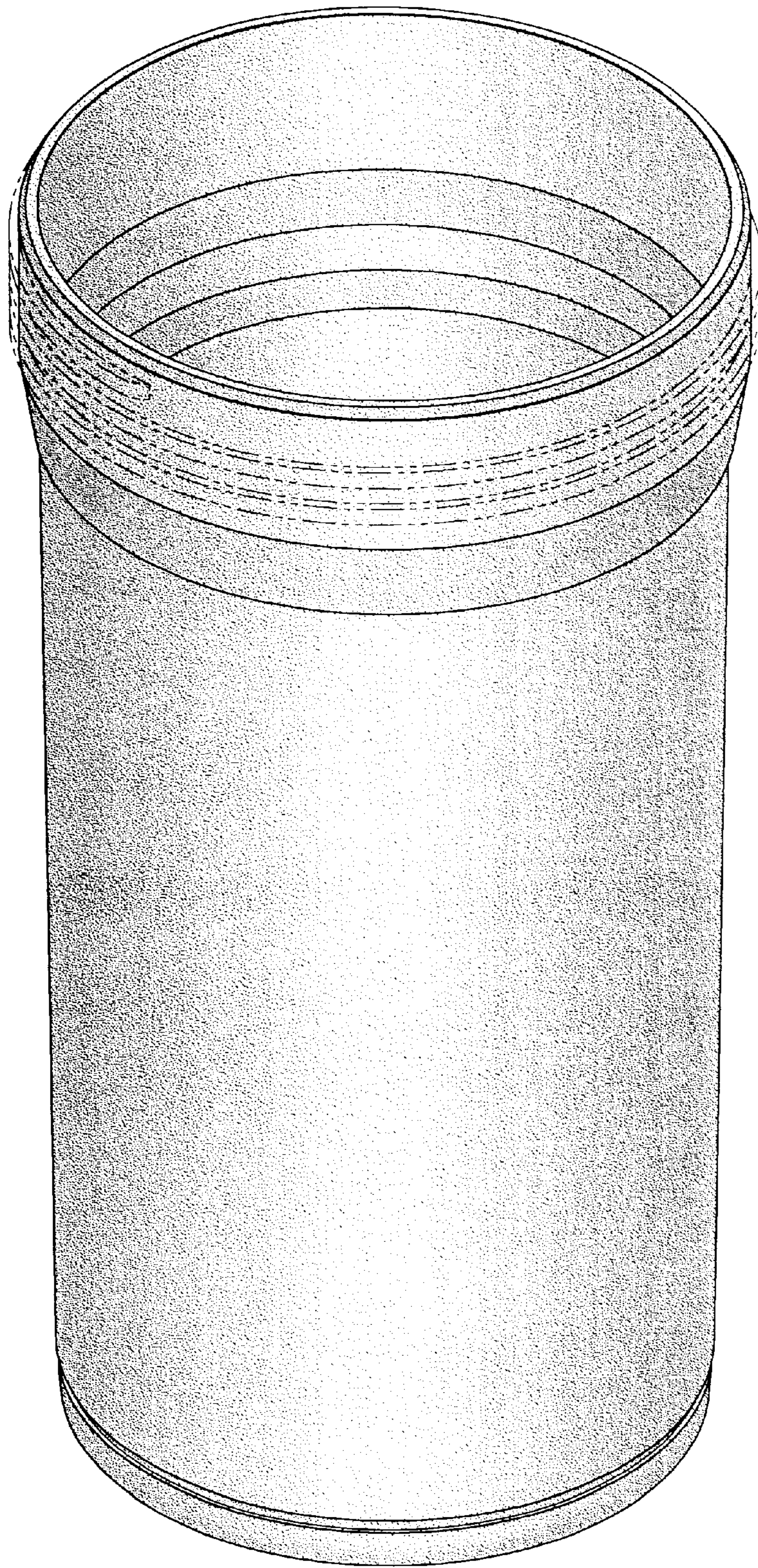
**FIG. 2**




**FIG. 3**



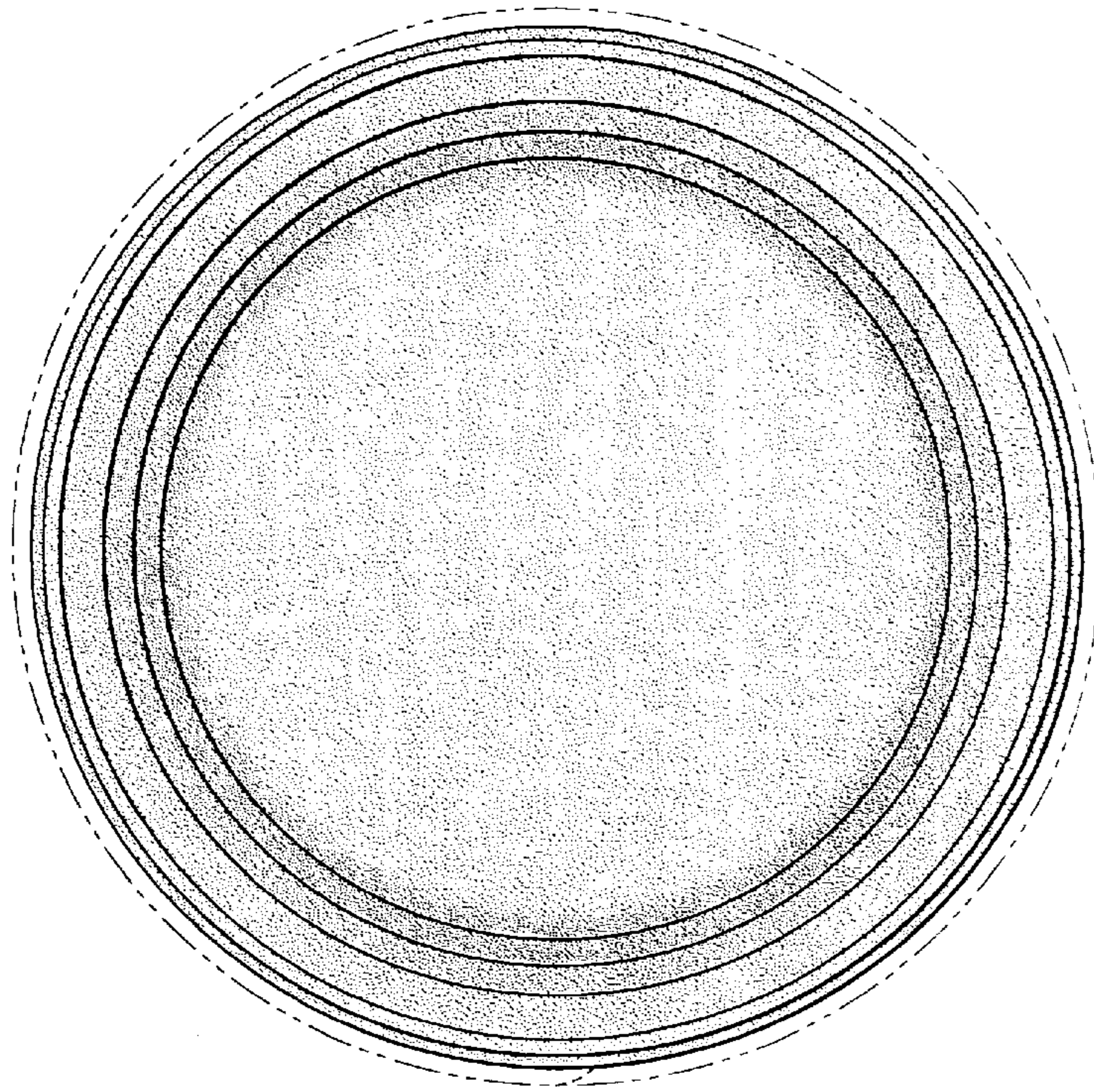
**FIG. 4**



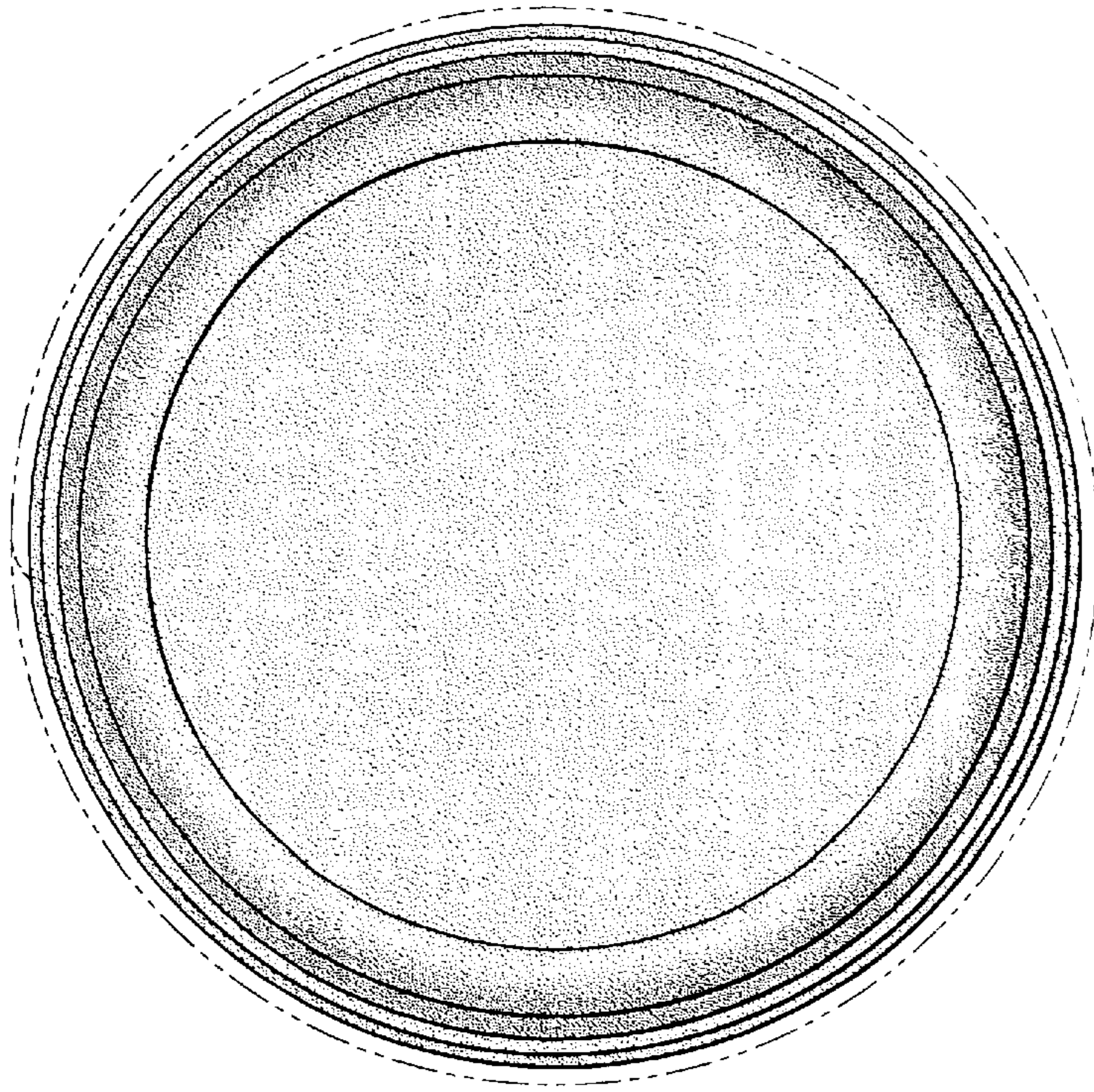
**FIG. 5**



**FIG. 6**



**FIG. 7**



**FIG. 8**