



US00D471052S

(12) **United States Design Patent**  
**Nieves**

(10) **Patent No.:** **US D471,052 S**

(45) **Date of Patent:** **\*\* Mar. 4, 2003**

(54) **OBLONG CD CASE**

(76) **Inventor:** **Julian Nieves**, 1 E. 33rd St., New York, NY (US) 10016

(\*\*) **Term:** **14 Years**

(21) **Appl. No.:** **29/146,865**

(22) **Filed:** **Aug. 17, 2001**

(51) **LOC (7) Cl.** ..... **02-04**

(52) **U.S. Cl.** ..... **D6/633; D6/432; D6/407**

(58) **Field of Search** ..... D3/201, 218, 272, D3/273, 276, 905; D6/407, 626-635; D9/337, 445, 454; D19/26, 27, 32, 65, 75-77; D28/77; 206/232, 307.1, 308.1, 308.2, 308.3, 309-310, 311, 312, 313, 387.11, 387.13, 387.15; 312/9.57, 902, 9.9, 9.48, 9.55, 9.64, 9.47, 9.53, 328; 379/355

(56) **References Cited**

**U.S. PATENT DOCUMENTS**

2,875,869	A	*	3/1959	Friedman	.....	206/8
D298,286	S	*	11/1988	Mastronardo	.....	D6/633
4,842,032	A	*	6/1989	Mastronardo	.....	206/316.2
D303,042	S	*	8/1989	Mackey	.....	D6/630
D337,652	S	*	7/1993	Vierra	.....	D6/633
5,322,162	A	*	6/1994	Melk	.....	206/310
D351,082	S	*	10/1994	Long et al.	.....	D6/633
D382,166	S	*	8/1997	Alves et al.	.....	D6/634
D383,620	S	*	9/1997	Smith et al.	.....	D6/407
D386,014	S	*	11/1997	Chen	.....	D6/407
D394,579	S	*	5/1998	Kazanowski	.....	D6/630

D401,406	S	*	11/1998	Alves et al.	.....	D3/215
D415,647	S	*	10/1999	Andrade	.....	D6/633
D418,287	S	*	1/2000	Moor	.....	D3/201
6,012,575	A	*	1/2000	Eskandry	.....	206/308.1
D425,295	S	*	5/2000	Borja et al.	.....	D3/203
D430,393	S	*	9/2000	Conway	.....	D3/203
D430,727	S	*	9/2000	Wisniewski	.....	D3/265
D432,344	S	*	10/2000	Eskandry	.....	D6/632
D434,938	S	*	12/2000	Hillman	.....	
D435,385	S	*	12/2000	Eskandry	.....	D6/633
D437,172	S	*	2/2001	Hillman	.....	D6/633

\* cited by examiner

*Primary Examiner*—Celia Murphy

(74) *Attorney, Agent, or Firm*—Ezra Sutton

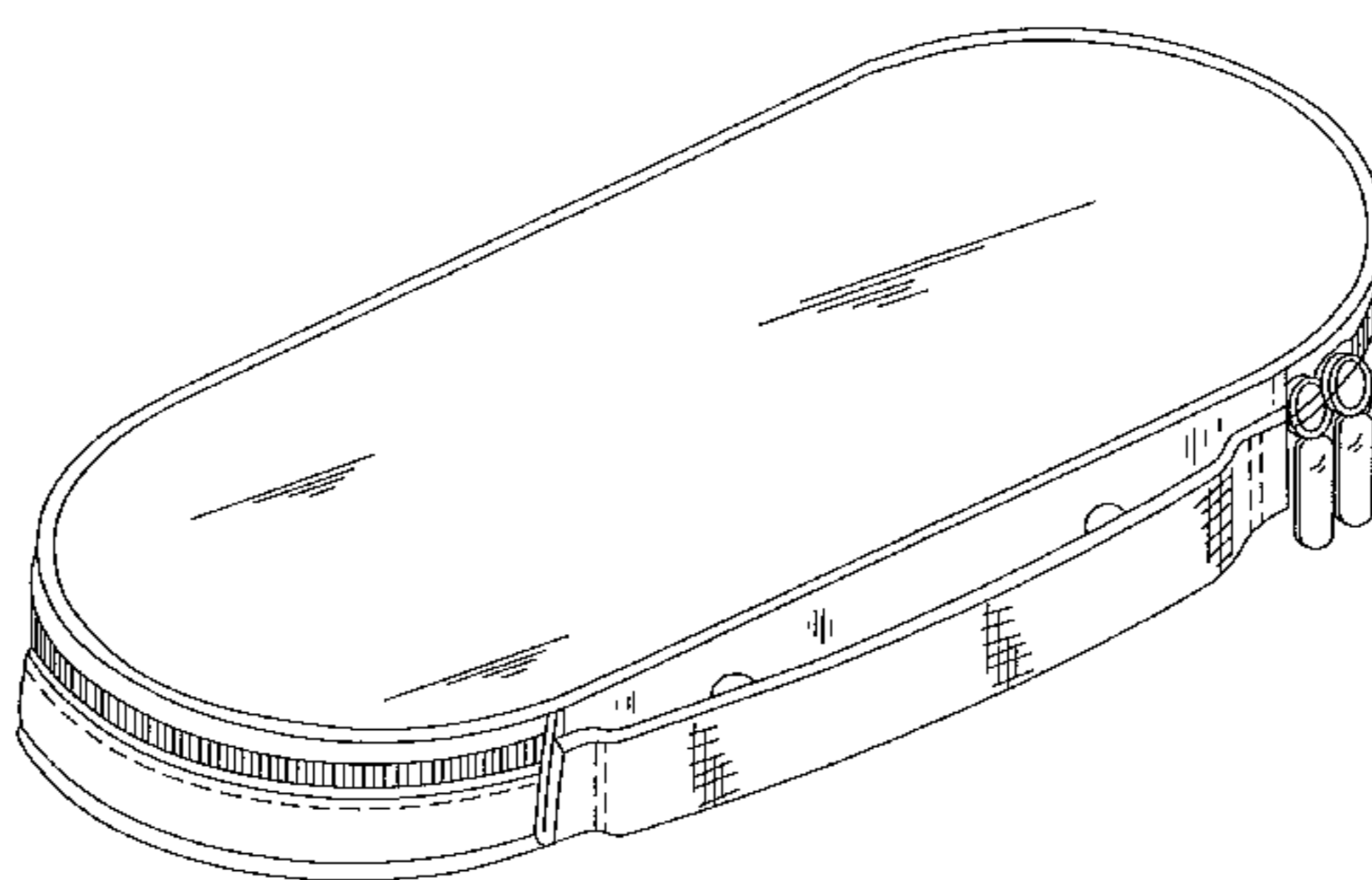
(57) **CLAIM**

The ornamental design for an oblong CD case, as shown and described.

**DESCRIPTION**

FIG. 1 is a perspective view showing the oblong CD case embodying my new design;  
 FIG. 2 is a front view thereof;  
 FIG. 3 is a rear view thereof;  
 FIG. 4 is a right side view thereof;  
 FIG. 5 is a left side view thereof;  
 FIG. 6 is a top plan view thereof; and,  
 FIG. 7 is a perspective view showing the oblong CD case in an open configuration.  
 The broken lines shown throughout the views are understood to represent stitching.

**1 Claim, 5 Drawing Sheets**



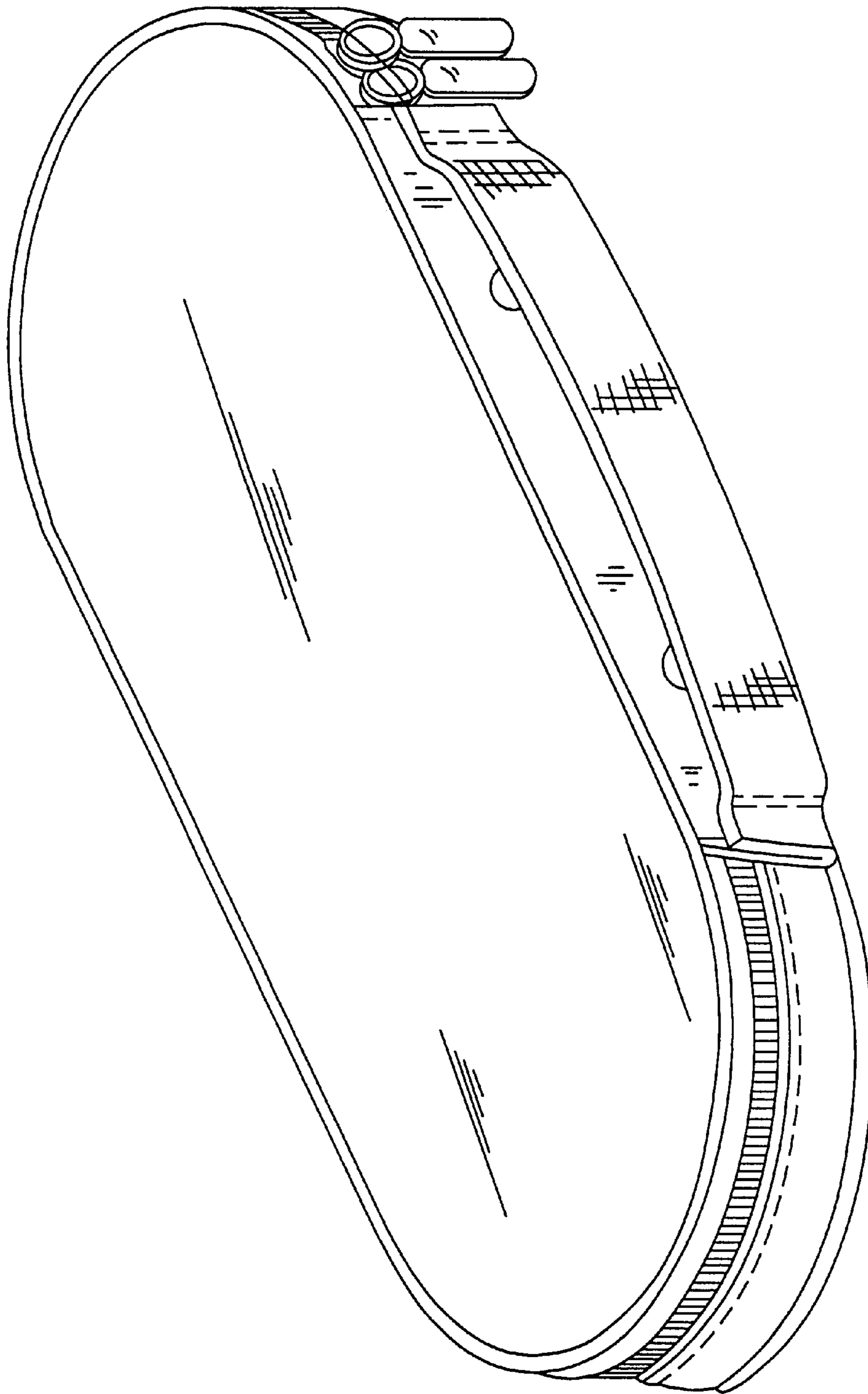


FIG. 1

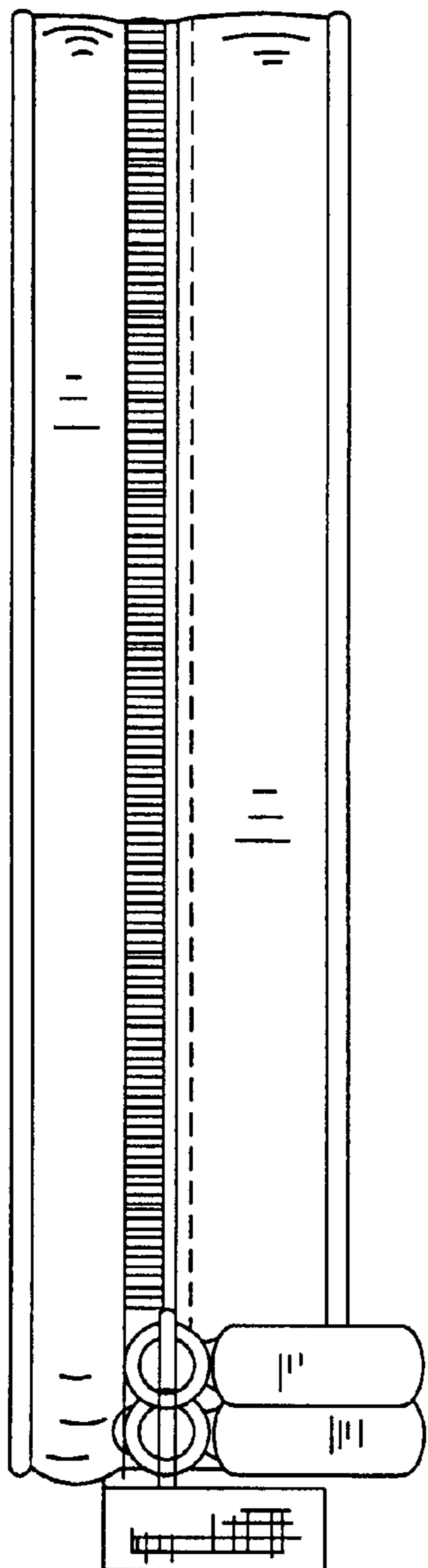


FIG. 2

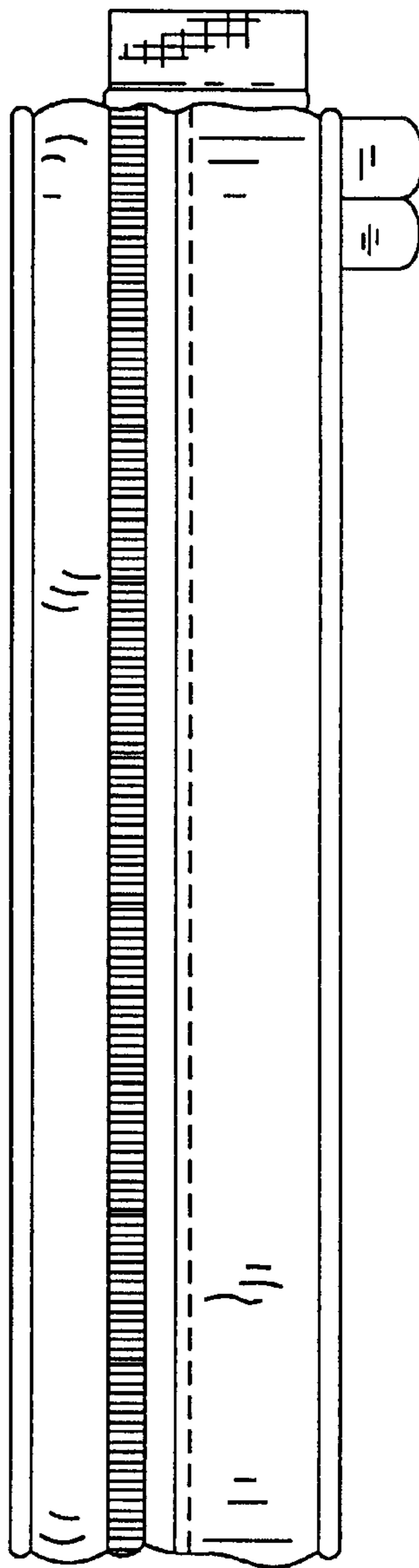


FIG. 3

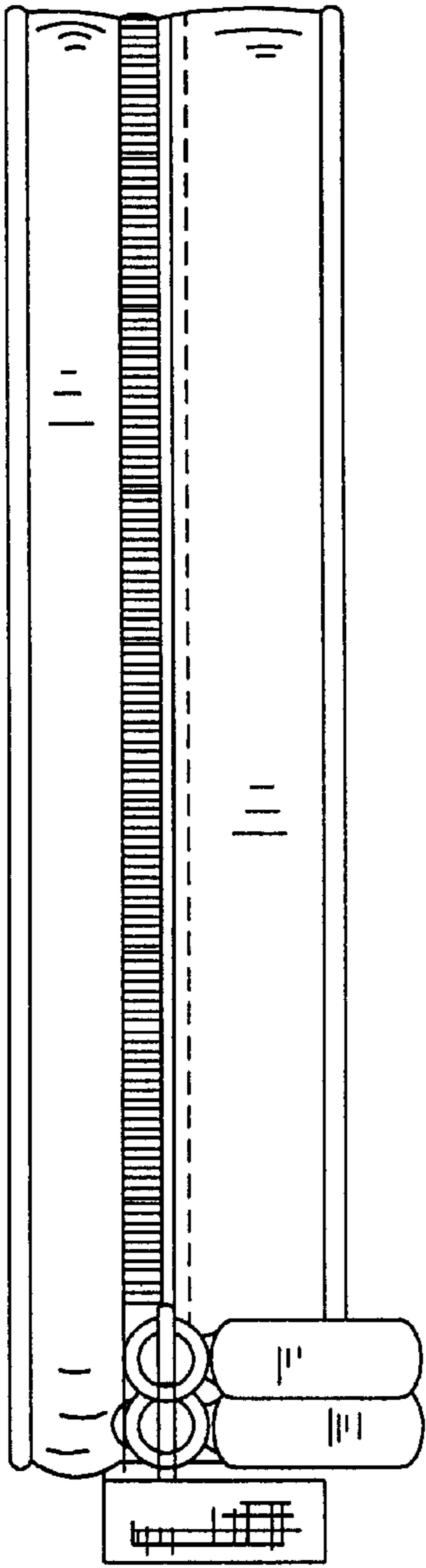


FIG. 4

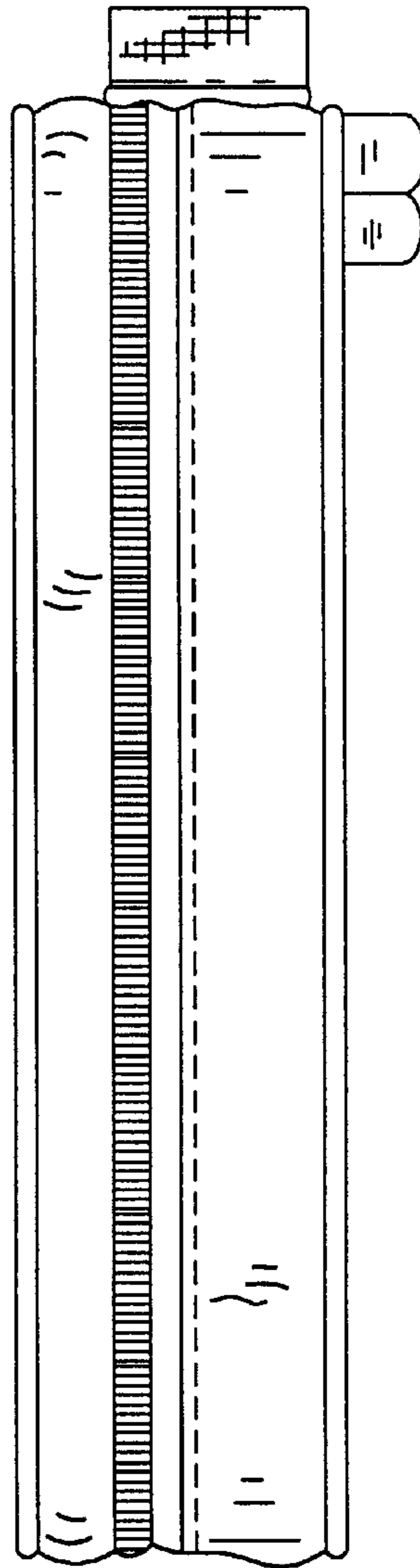


FIG. 5

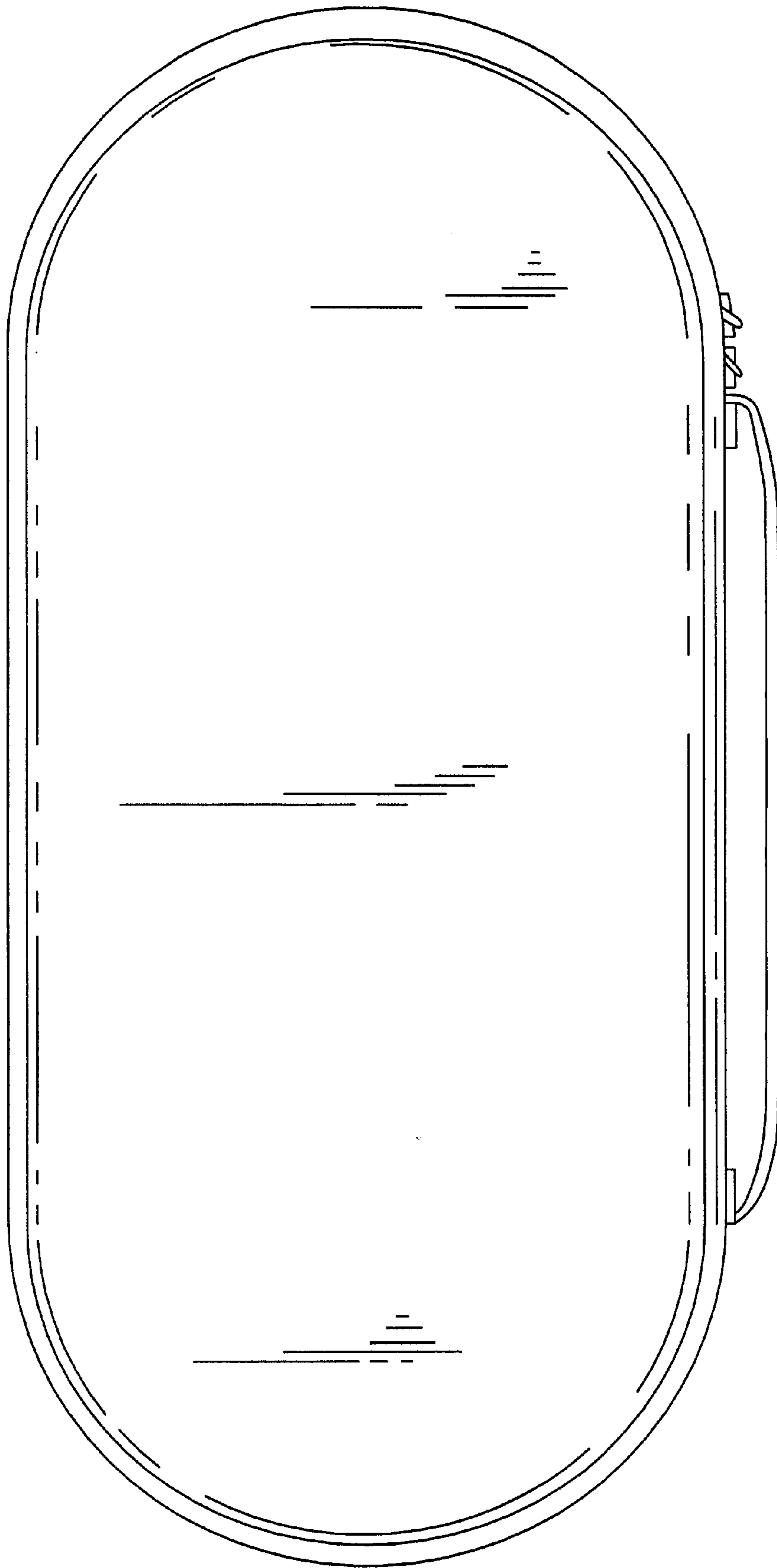


FIG. 6

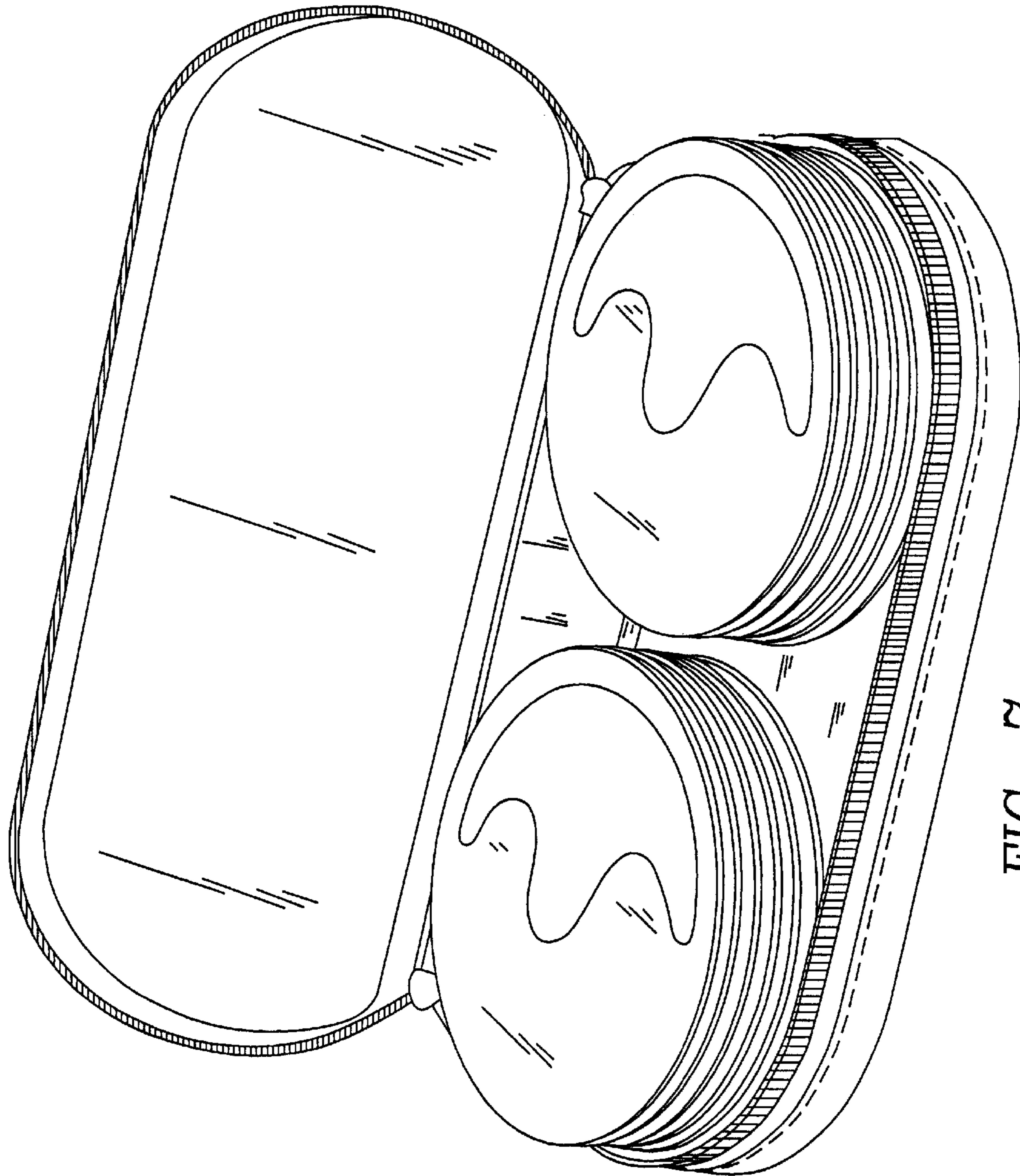


FIG. 7