



US00D471039S

(12) **United States Design Patent**  
**Chen**

(10) **Patent No.:** **US D471,039 S**

(45) **Date of Patent:** **\*\* Mar. 4, 2003**

(54) **CHAIR BASE**

(76) Inventor: **Yung-hua Chen**, No.176, Changrung Rd., Changshing Tsuen, Luju Shiang, Taoyuan (TW)

(\*\*) Term: **14 Years**

(21) Appl. No.: **29/155,199**

(22) Filed: **Feb. 7, 2002**

(51) **LOC (7) Cl.** ..... **06-06**

(52) **U.S. Cl.** ..... **D6/498; D6/366**

(58) **Field of Search** ..... D6/334, 364, 365, D6/366, 367, 498, 500, 501, 502; 248/188, 188.1, 188.7, 188.8, 188.9; 297/411.2

(56) **References Cited**

**U.S. PATENT DOCUMENTS**

- D328,980 S \* 9/1992 Buchacz ..... D6/366
- D343,740 S \* 2/1994 Ginat ..... D6/366
- D348,571 S \* 7/1994 Obata et al. .... D6/366
- D414,629 S \* 10/1999 Perl ..... D6/498

- D433,257 S \* 11/2000 Chen ..... D6/498
- D437,513 S \* 2/2001 Privatt et al. .... D6/498
- D444,955 S \* 7/2001 Su ..... D6/366

\* cited by examiner

*Primary Examiner*—Gary D. Watson

(74) *Attorney, Agent, or Firm*—Rosenberg, Klein & Lee

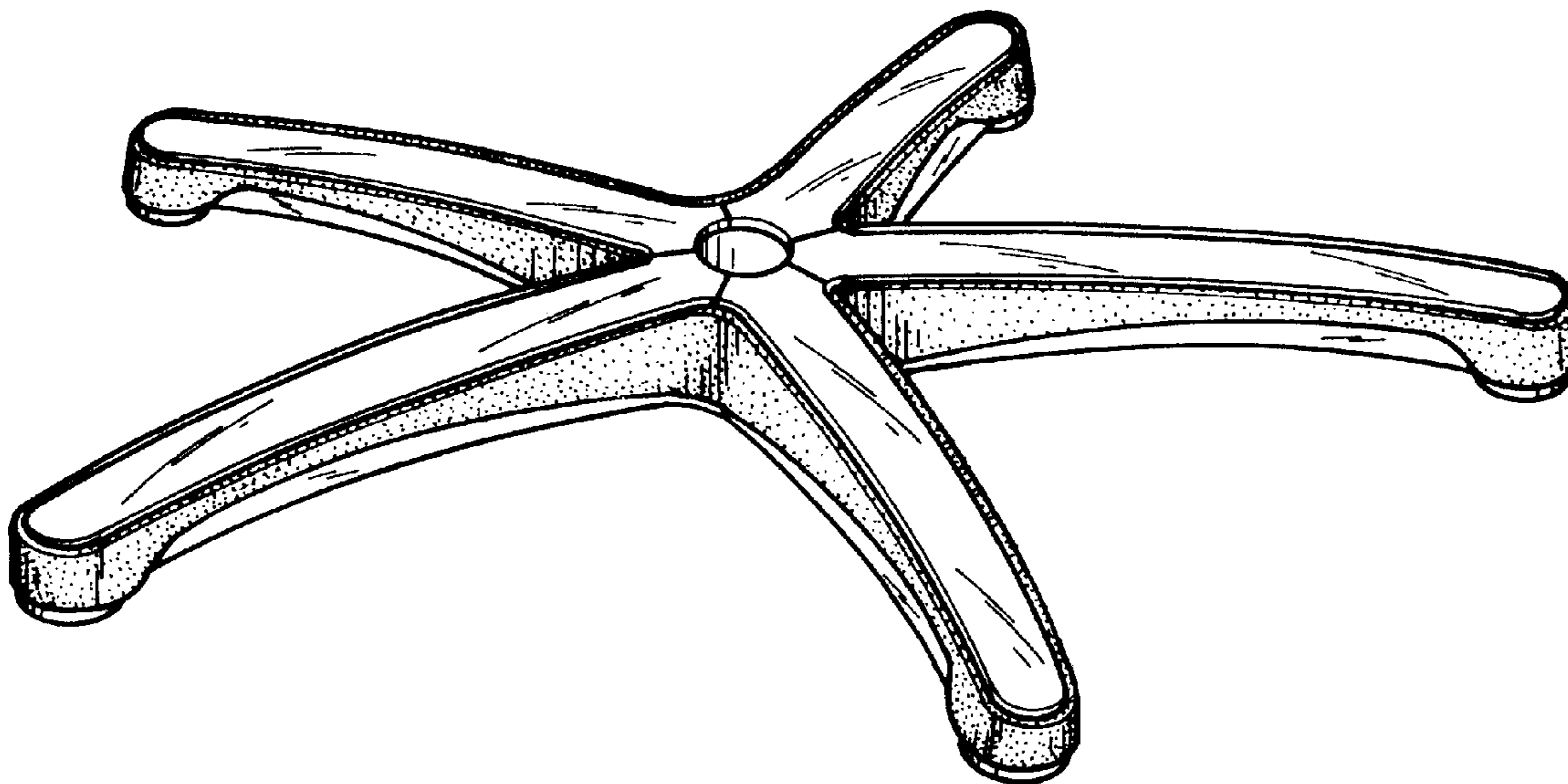
(57) **CLAIM**

The ornamental design for a chair base, as shown and described.

**DESCRIPTION**

FIG. 1 is a perspective view of a chair base showing my new design;  
 FIG. 2 is a front view thereof;  
 FIG. 3 is a rear view thereof;  
 FIG. 4 is a right side elevational view thereof;  
 FIG. 5 is a left side elevational view thereof;  
 FIG. 6 is a top plan view thereof; and,  
 FIG. 7 is a bottom plan view thereof.

**1 Claim, 4 Drawing Sheets**



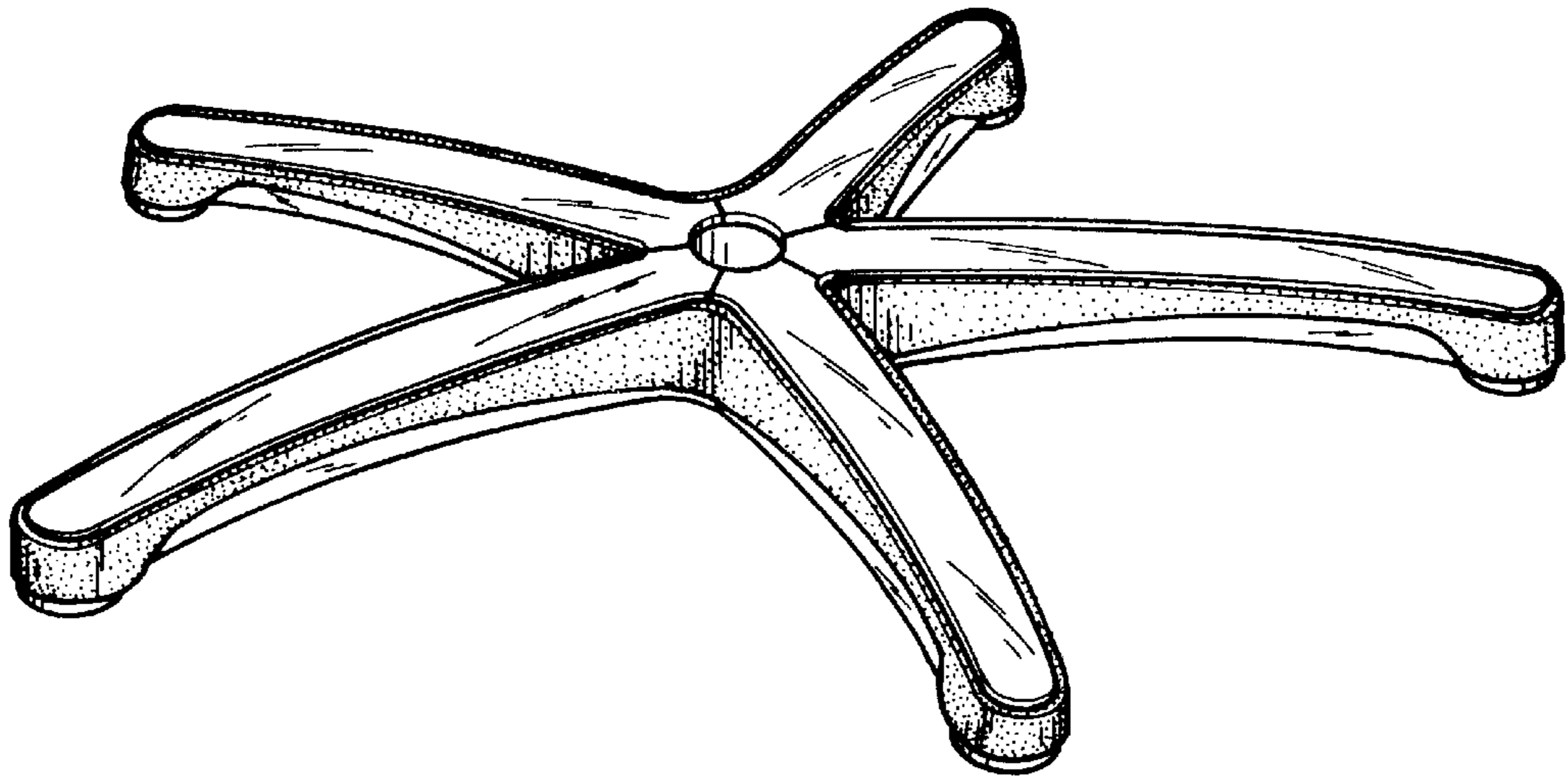


FIG. 1

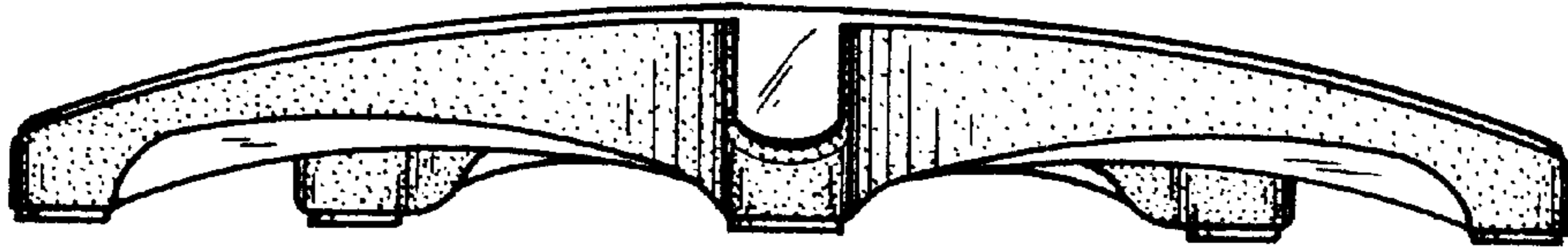


FIG. 2

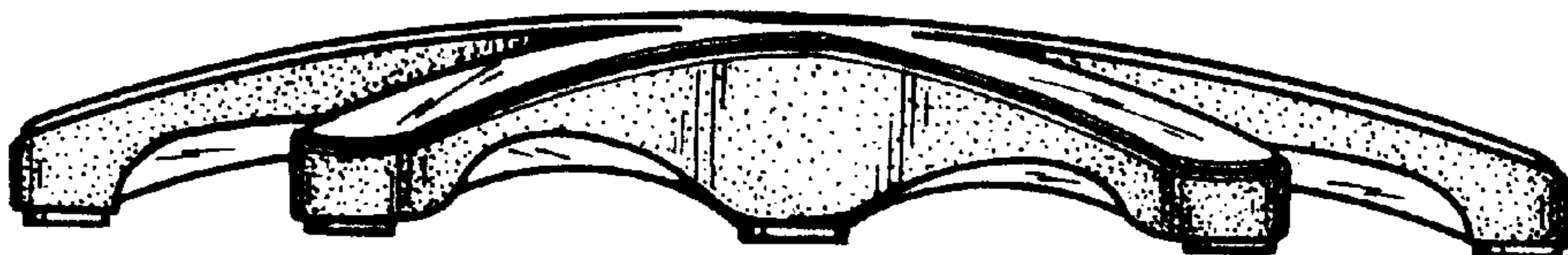


FIG. 3

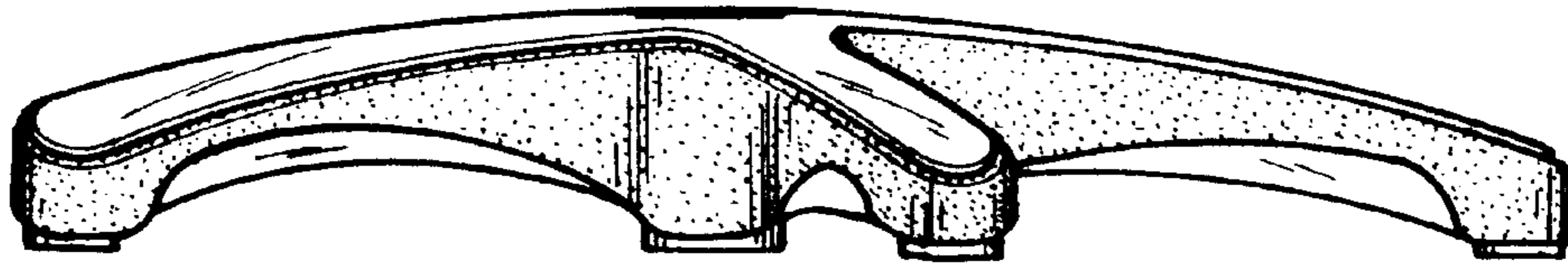


FIG. 4

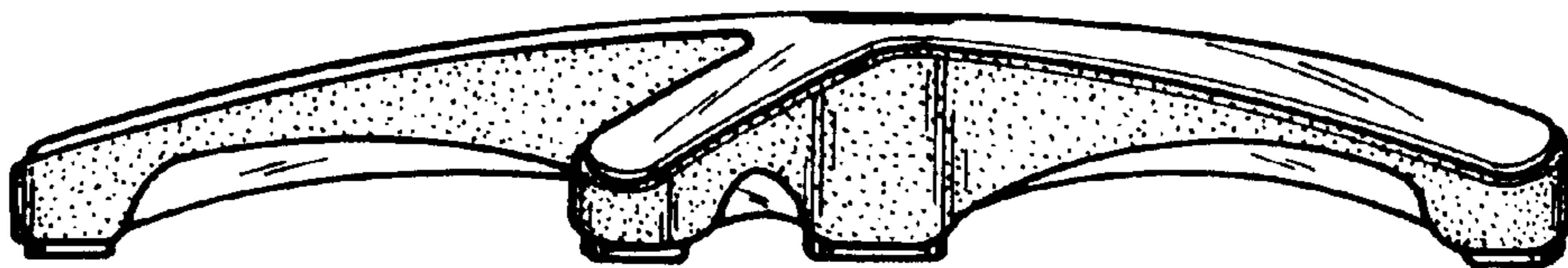


FIG. 5

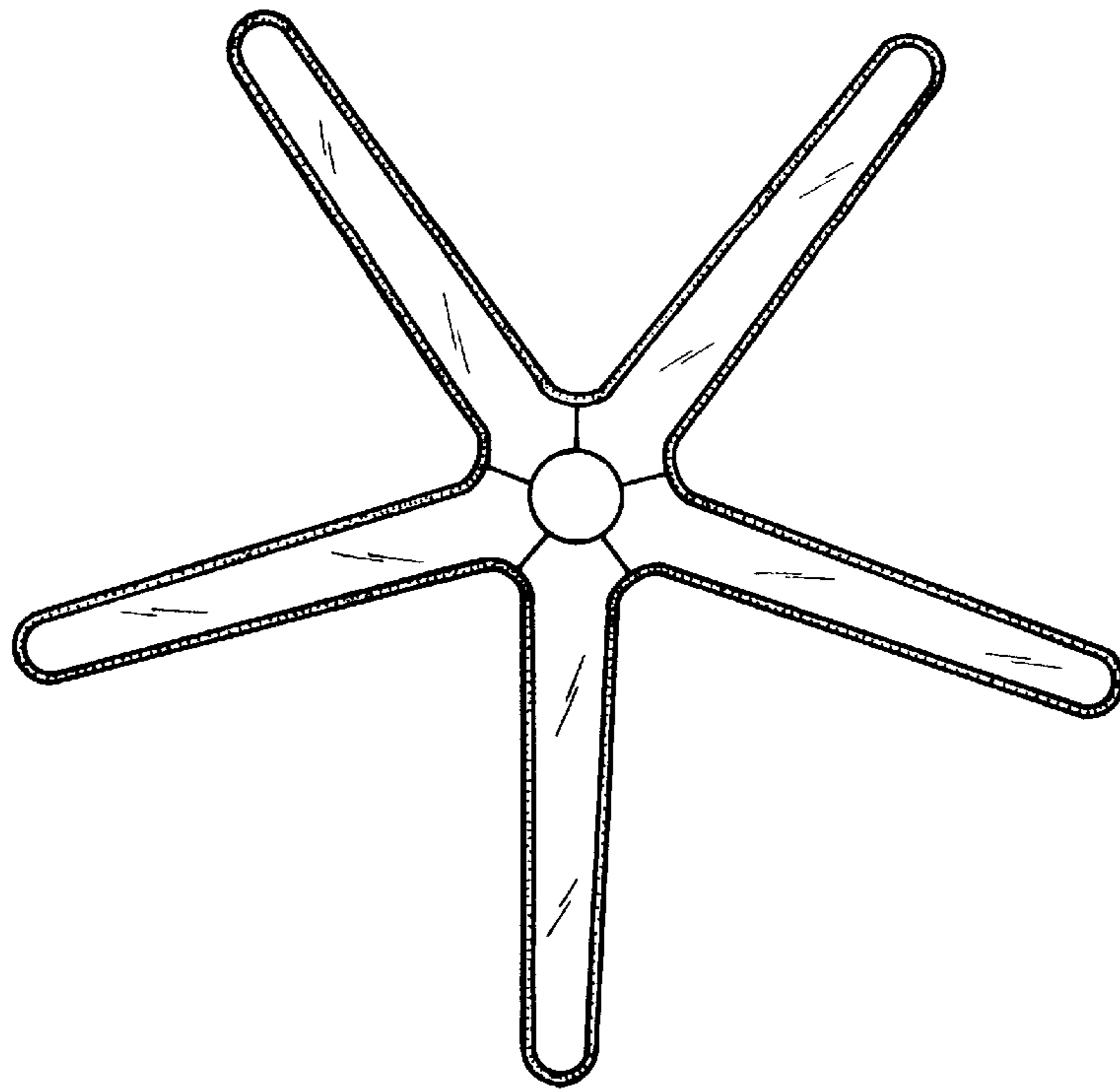


FIG. 6




FIG. 7