



US00D471028S

(12) **United States Design Patent**
Natuzzi et al.

(10) **Patent No.:** **US D471,028 S**

(45) **Date of Patent:** **** Mar. 4, 2003**

(54) **SOFA**

(75) Inventors: **Pasquale Natuzzi**, Santeramo in Colle (IT); **Cosimo Suma**, Matera (IT)

(73) Assignee: **Industrie Natuzzi S.p.A.**, Santeramo in Colle (IT)

(**) Term: **14 Years**

(21) Appl. No.: **29/148,217**

(22) Filed: **Sep. 17, 2001**

(51) **LOC (7) Cl.** **06-01**

(52) **U.S. Cl.** **D6/381**

(58) **Field of Search** D6/334, 335, 364, D6/371, 381, 500, 501, 502; 5/12.1; 297/232

(56) **References Cited**

U.S. PATENT DOCUMENTS

D367,187 S	*	2/1996	Natuzzi et al.	D6/381
D373,485 S	*	9/1996	Natuzzi et al.	D6/381
D383,619 S	*	9/1997	Culler	D6/381
D385,121 S	*	10/1997	Natuzzi et al.	D6/381
D388,631 S	*	1/1998	Natuzzi et al.	D6/381
D405,287 S	*	2/1999	Watson	D6/381

D418,992 S	*	1/2000	Natuzzi et al.	D6/381
D418,993 S	*	1/2000	Natuzzi et al.	D6/381
D428,556 S	*	7/2000	Natuzzi et al.	D6/381

OTHER PUBLICATIONS

Natuzzi Model 1436, International Home Furnishings Market High Point, NC, Mar. 1996.*

* cited by examiner

Primary Examiner—Gary D. Watson

(74) *Attorney, Agent, or Firm*—Harrison & Egbert

(57) **CLAIM**

The ornamental design for a sofa, as shown and described.

DESCRIPTION

FIG. 1 is a front perspective view showing our new design of a sofa;

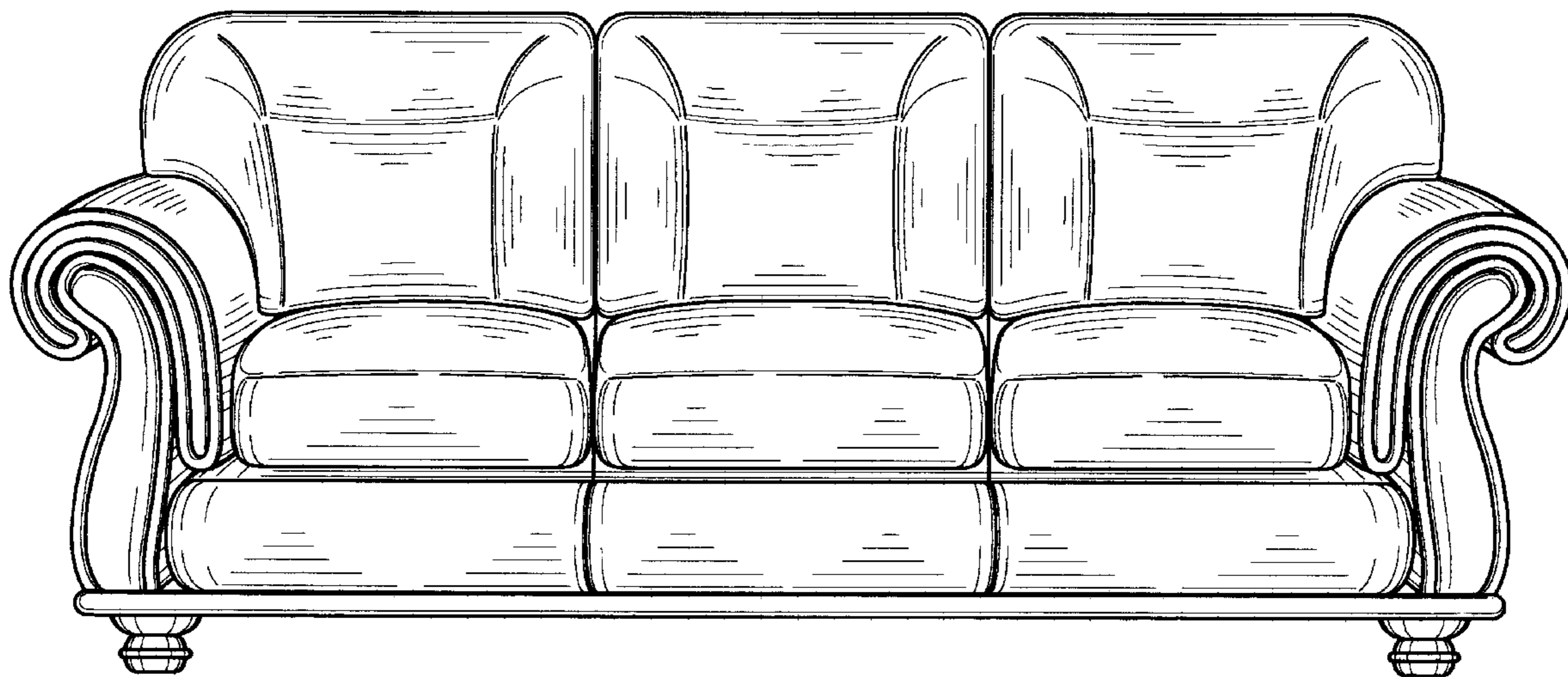
FIG. 2 is a front elevational view thereof,

FIG. 3 is a top view thereof,

FIG. 4 is a left side view thereof, the right side view being a mirror image; and,

FIG. 5 is a rear perspective view thereof.

1 Claim, 3 Drawing Sheets



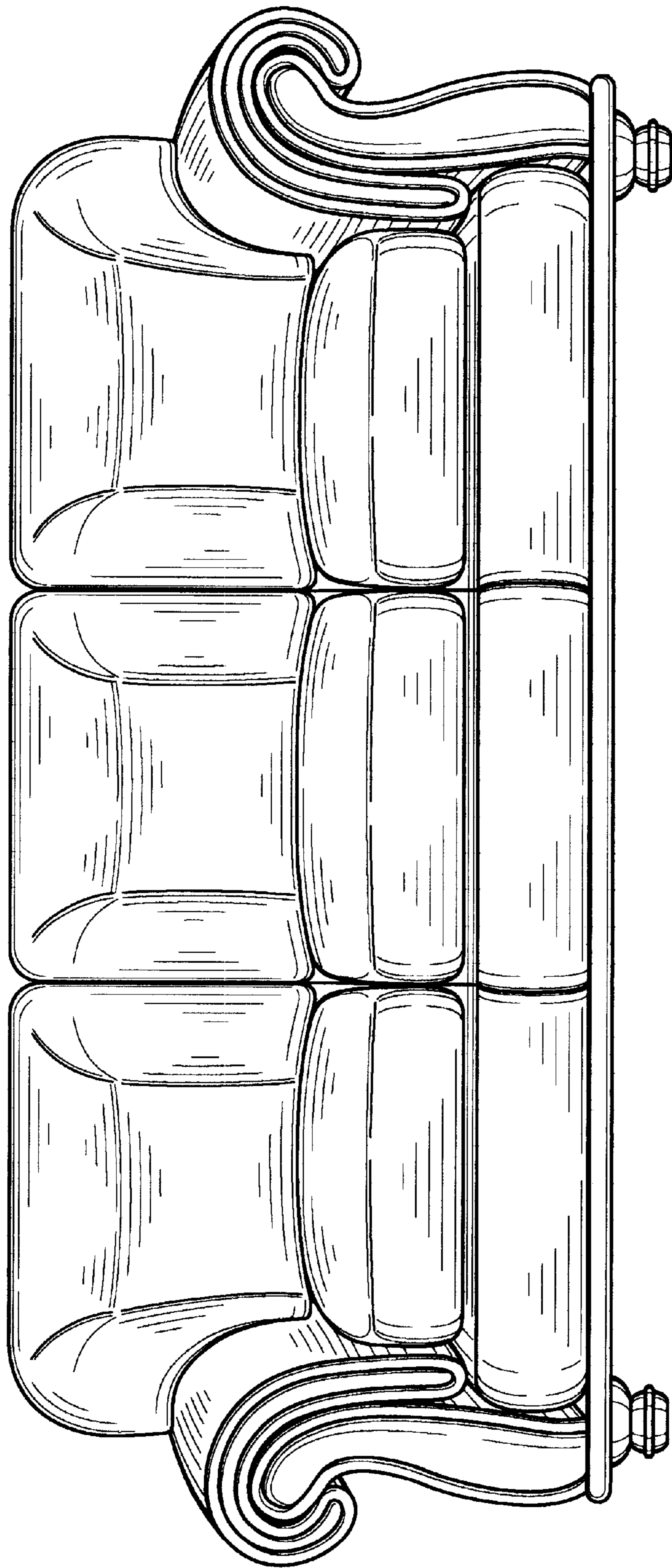


FIG. 1




FIG. 2




FIG. 3




FIG. 4




FIG. 5