



US00D471027S

(12) **United States Design Patent**
Natuzzi et al.

(10) **Patent No.:** **US D471,027 S**

(45) **Date of Patent:** **** Mar. 4, 2003**

- (54) **SOFA**
- (75) Inventors: **Pasquale Natuzzi**, Santeramo in Colle (IT); **Cosimo Suma**, Matera (IT)
- (73) Assignee: **Industrie Natuzzi S.p.A.**, Santeramo in Colle (IT)
- (**) Term: **14 Years**
- (21) Appl. No.: **29/148,214**
- (22) Filed: **Sep. 17, 2001**
- (51) **LOC (7) Cl.** **06-01**
- (52) **U.S. Cl.** **D6/381**
- (58) **Field of Search** D6/334, 335, 336, D6/364, 371, 381, 500, 501, 502; 5/12.1; 297/232

- D431,927 S * 10/2000 Natuzzi et al. D6/381
- D439,759 S * 4/2001 Natuzzi et al. D6/381
- D440,785 S * 4/2001 Natuzzi et al. D6/381
- D445,587 S * 7/2001 Natuzzi et al. D6/381
- D448,945 S * 10/2001 Natuzzi et al. D6/381

OTHER PUBLICATIONS

Natuzzi Model 1798, International Home Furnishings Market, HighPoint, NC, Mar. 1999.*

* cited by examiner

Primary Examiner—Gary D. Watson
(74) *Attorney, Agent, or Firm*—Harrison & Egbert

(57) **CLAIM**


The ornamental design for a sofa, as shown and described.

DESCRIPTION

FIG. 1 is a front perspective view of a seat showing our new design in the form of a sofa;
FIG. 2 is a front elevational view thereof;
FIG. 3 is a top view thereof;
FIG. 4 is a left side view thereof, the right side view being a mirror image; and,
FIG. 5 is a rear perspective view thereof.

1 Claim, 3 Drawing Sheets

- (56) **References Cited**
- U.S. PATENT DOCUMENTS**
- D384,219 S * 9/1997 Natuzzi et al. D6/381
- D399,359 S * 10/1998 Natuzzi et al. D6/381
- D415,627 S * 10/1999 Zaidman D6/381
- D415,904 S * 11/1999 Zaidman D6/381
- D429,080 S * 8/2000 Natuzzi et al. D6/381
- D431,923 S * 10/2000 Natuzzi et al. D6/381
- D431,925 S * 10/2000 Natuzzi et al. D6/381



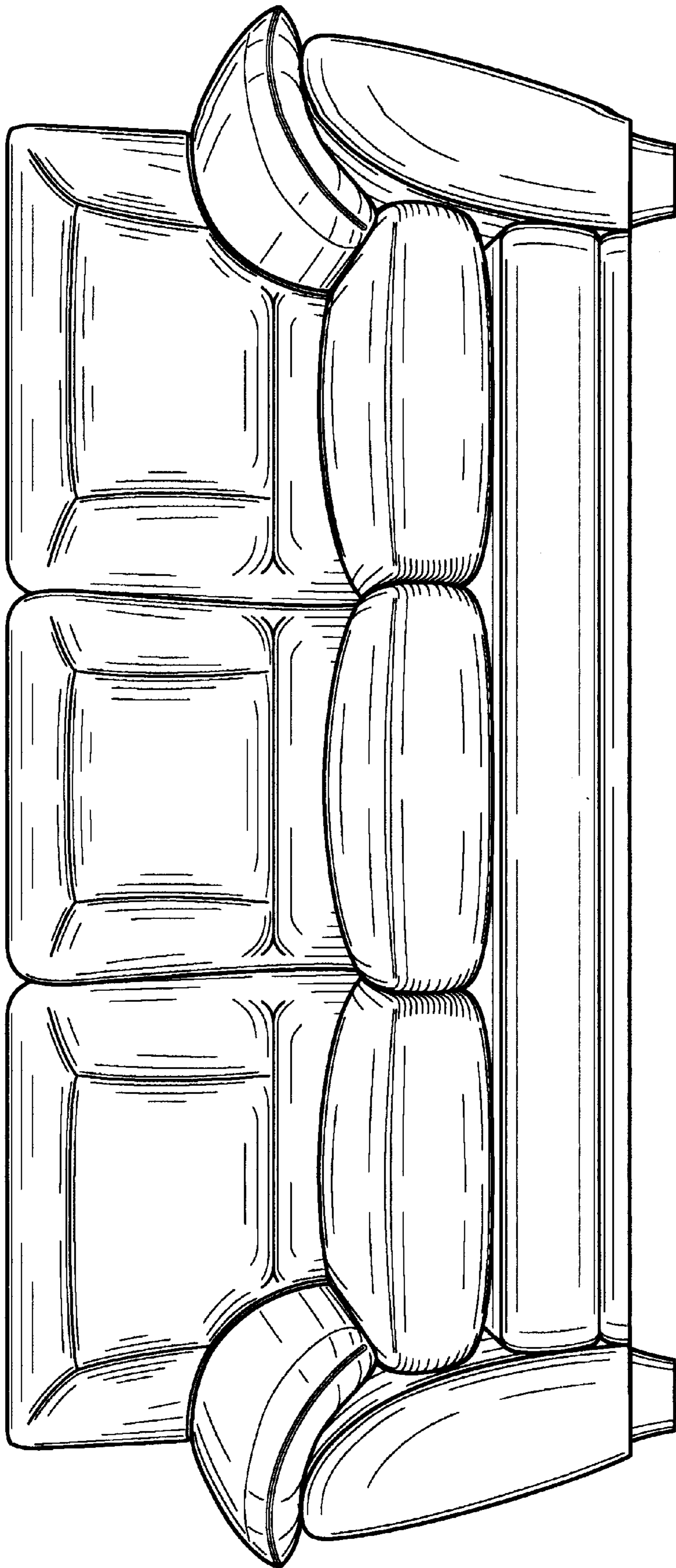


FIG. 1




FIG. 2




FIG. 3




FIG. 4




FIG. 5