



US00D471022S

(12) **United States Design Patent**
Wolfe

(10) **Patent No.:** **US D471,022 S**

(45) **Date of Patent:** **** Mar. 4, 2003**

(54) **FOOTSTOOL**

(76) **Inventor:** **Molly A. Wolfe**, 1076 Tamberwood Ct.,
Woodbury, MN (US) 55125

(**) **Term:** **14 Years**

(21) **Appl. No.:** **29/142,555**

(22) **Filed:** **May 29, 2001**

Related U.S. Application Data

(60) Division of application No. 29/127,582, filed on Aug. 9, 2000, which is a continuation-in-part of application No. 29/102,153, filed on Mar. 18, 1999, now abandoned, which is a continuation-in-part of application No. 29/102,152, filed on Mar. 18, 1999, now abandoned, which is a continuation-in-part of application No. 29/109,012, filed on Aug. 7, 1999, now abandoned, which is a continuation-in-part of application No. 29/108,981, filed on Aug. 7, 1999, now abandoned.

(51) **LOC (7) Cl.** **06-01**

(52) **U.S. Cl.** **D6/352**

(58) **Field of Search** D6/349, 351, 352,
D6/451; 297/461, 462, 423.1, 423.9

(56) **References Cited**

U.S. PATENT DOCUMENTS

D25,823 S * 7/1896 Shaw D6/351
D109,796 S * 5/1938 Brenner D6/349
D370,138 S * 5/1996 Rosebrock D6/451

* cited by examiner

Primary Examiner—Janice E. Seeger

(57) **CLAIM**

The ornamental design for a footstool, as shown and described.

DESCRIPTION

FIG. 1 is a top plan view of a footstool showing my new design;



FIG. 2 is a bottom plan view of my design;

FIG. 3 is a front elevational view of my design;

FIG. 4 is a back elevational view of my design; and,

FIG. 5 is a left side elevational view of my design, the right side being a mirror image.

1 Claim, 2 Drawing Sheets






Fig. 1




Fig. 2

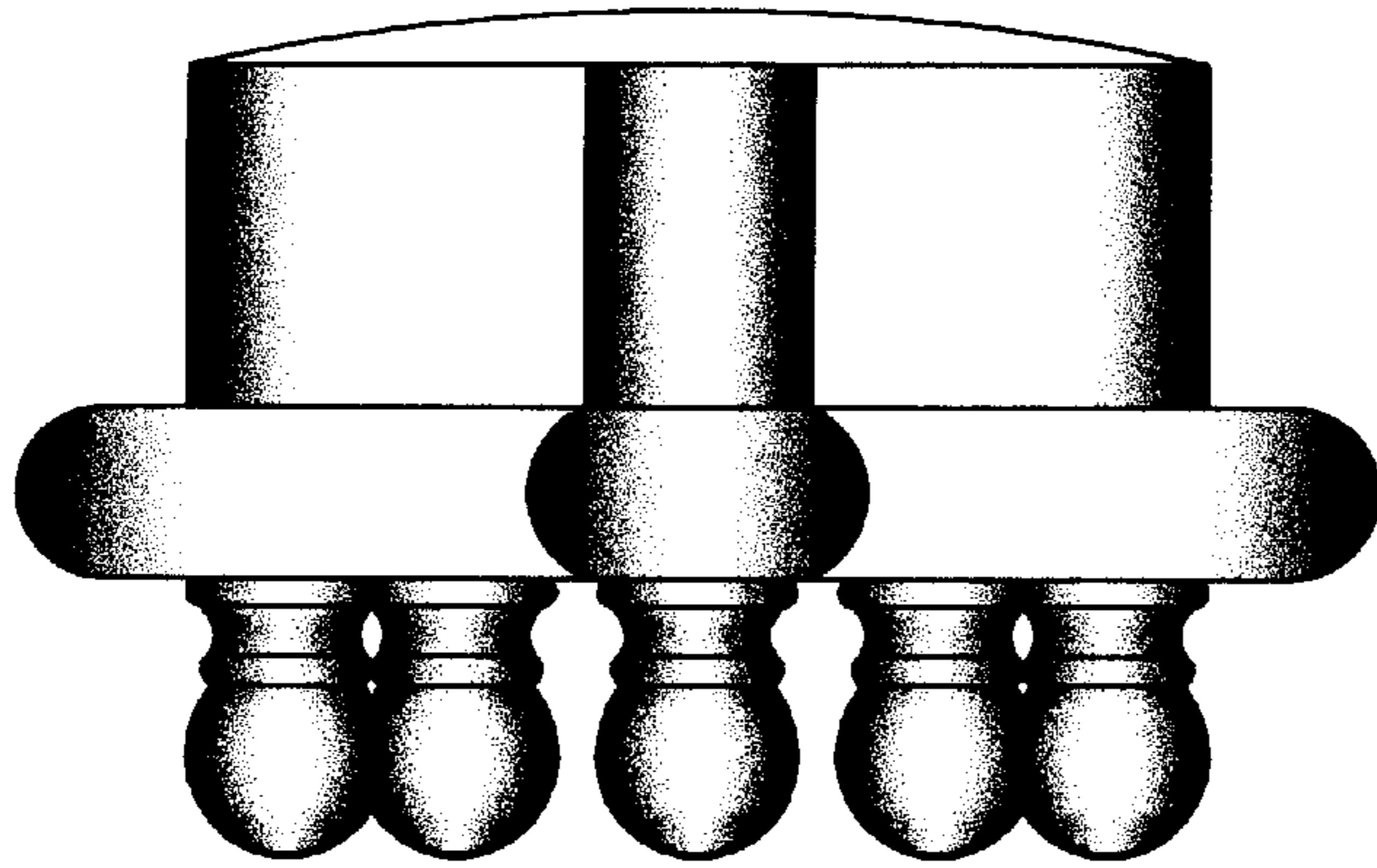


Fig. 3

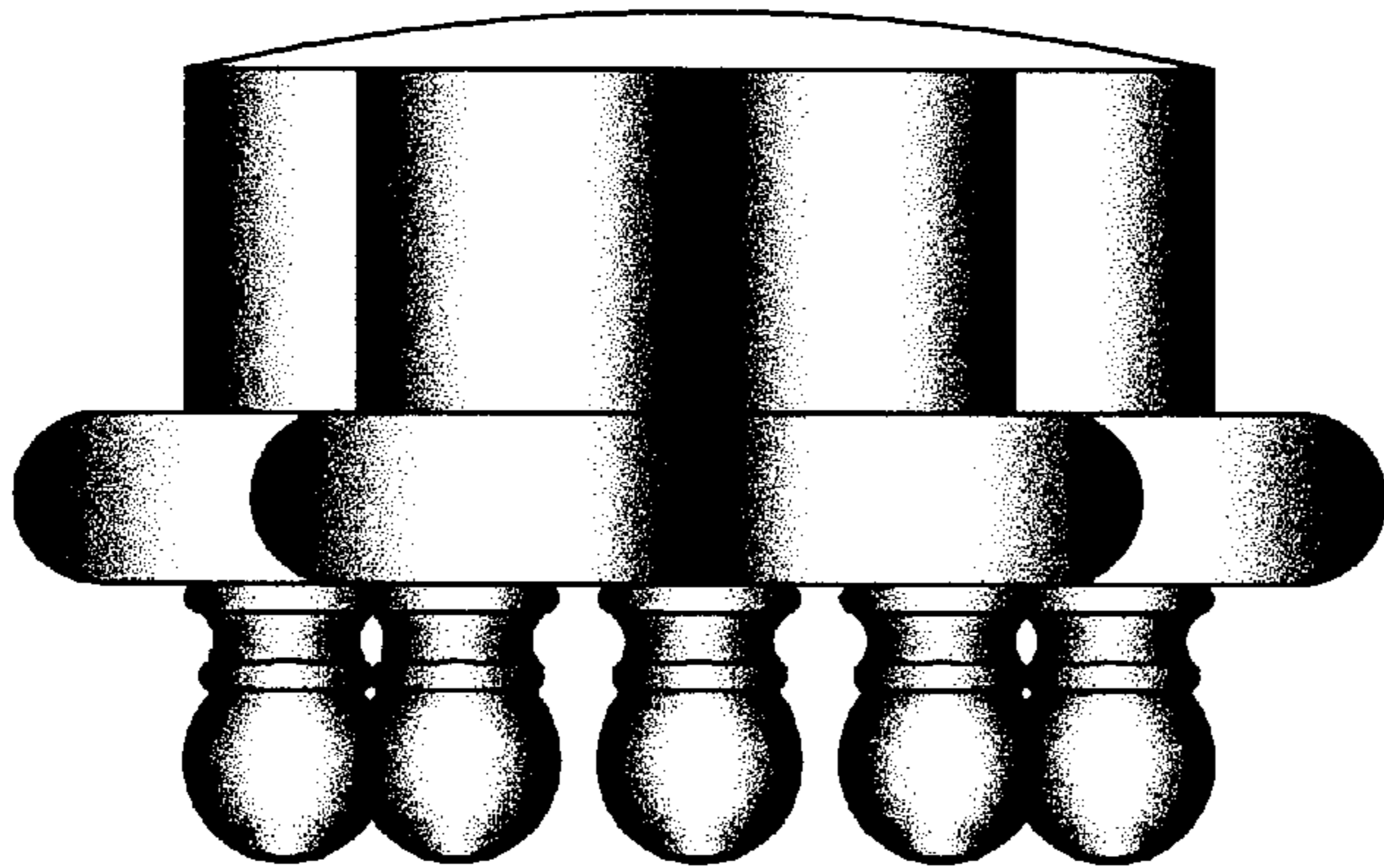


Fig. 4




Fig. 5