



US00D471020S

(12) **United States Design Patent**
Noble

(10) **Patent No.:** **US D471,020 S**

(45) **Date of Patent:** **** Mar. 4, 2003**

(54) **PICTURE FRAME**
(75) Inventor: **Eileen W. Noble**, Brooklyn, NY (US)
(73) Assignee: **Noble Tile & Vessel, Inc.**, Brooklyn, NY (US)
(**) Term: **14 Years**
(21) Appl. No.: **29/152,765**
(22) Filed: **Oct. 25, 2001**

D244,500 S 5/1977 Copeland
4,057,855 A 11/1977 Hovhannessian
4,187,629 A 2/1980 Yamada
4,202,396 A 5/1980 Levy
4,233,767 A 11/1980 Hryhorczuk
4,255,380 A 3/1981 Björkland
4,263,737 A 4/1981 Simon
D270,319 S 8/1983 Greenberg
4,422,253 A 12/1983 Babberl
4,694,506 A 9/1987 Perna
4,719,651 A 1/1988 Tereshinski
4,937,960 A 7/1990 Otake

(List continued on next page.)

(51) **LOC (7) Cl.** **06-07**
(52) **U.S. Cl.** **D6/300; D6/303**
(58) **Field of Search** D6/300-303, 308-314;
40/700, 711, 714-716, 720, 735, 739, 745,
765, 790, 798, 800, 453

OTHER PUBLICATIONS

Japan Patent Application No. 10-298847, Published Nov. 10, 1998, "Cloth Causing Change in Display Due to Two-Plane Display", Inventor: Shindo Tadashi including two-page English abstract thereto.

Primary Examiner—Janice E. Seeger
(74) *Attorney, Agent, or Firm*—Brown Raysman Millstein Felder & Steiner LLP

(56) **References Cited**

U.S. PATENT DOCUMENTS

385,912 A 7/1888 Coote
D36,563 S 9/1903 Collins
824,860 A 7/1906 Grove
829,492 A 8/1906 Spiegel
893,548 A 7/1908 Rosenfeld
942,498 A 12/1909 Heinemann
990,490 A 4/1911 Miller
1,259,297 A 3/1918 Russell
1,274,804 A 8/1918 Spitzer
1,474,572 A 11/1923 Whitstock
1,475,430 A 11/1923 Curwen
1,732,357 A 10/1929 Davis
D148,113 S 12/1947 Mandel
2,619,646 A 12/1952 Torricelli
2,704,903 A 3/1955 Laughlin
2,765,472 A 10/1956 Schoen-Wolski
2,766,458 A 10/1956 Schoen-Wolski
2,810,978 A 10/1957 Chapman
2,874,387 A 2/1959 Bannister et al.
3,406,476 A 10/1968 Wilcox
3,484,969 A 12/1969 Newland
3,660,919 A 5/1972 Nagel
3,811,213 A 5/1974 Eaves
3,918,185 A 11/1975 Hasala
D241,393 S * 9/1976 Regis D6/300

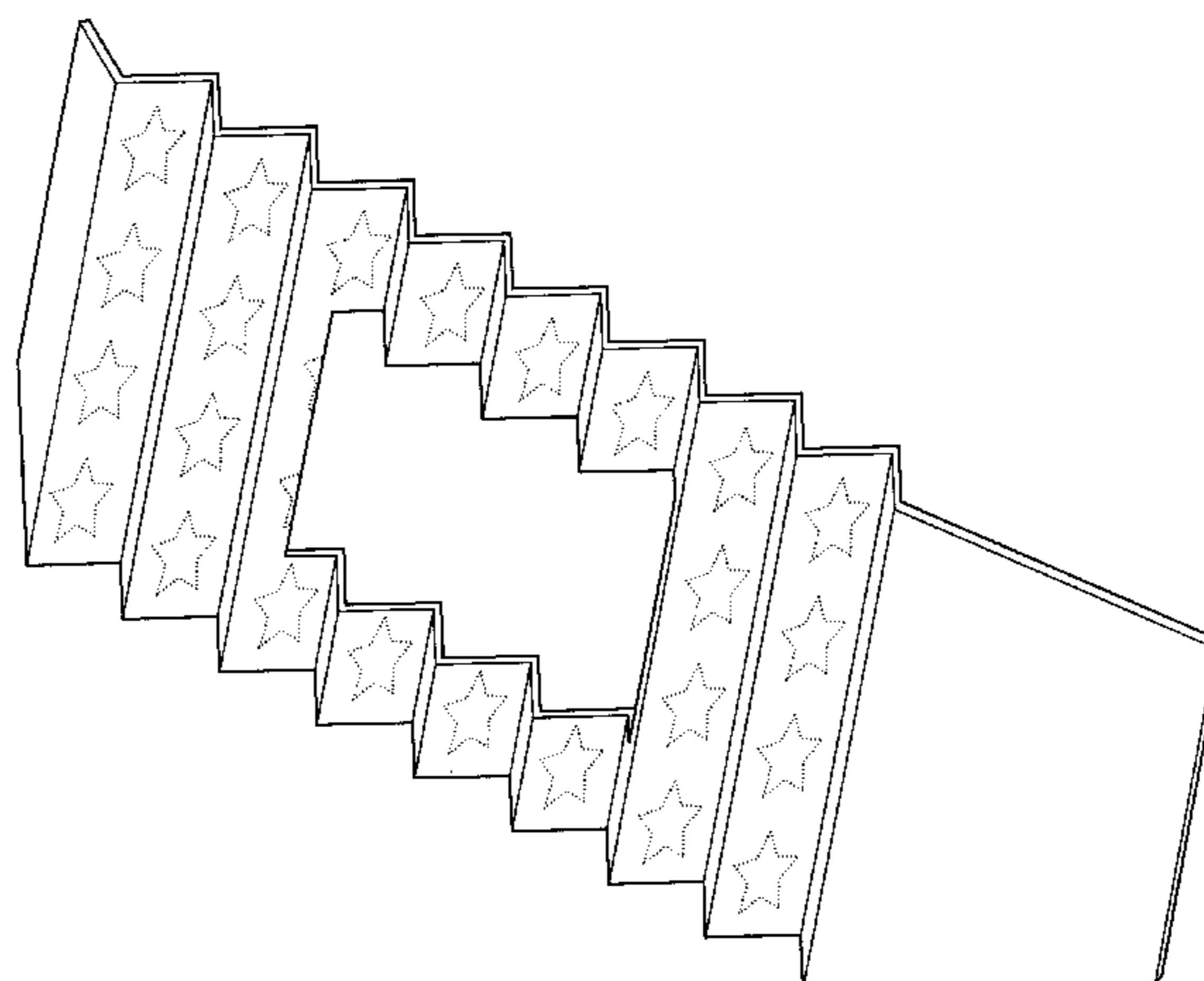
(57) **CLAIM**

The ornamental design for a picture frame, as shown and described.

DESCRIPTION

FIG. 1 is an isometric view of a picture frame showing my new design;
FIG. 2 is a top view thereof;
FIG. 3 is a front view thereof;
FIG. 4 is a rear view thereof;
FIG. 5 is a left side view thereof; and,
FIG. 6 is a right side view thereof.
The patterns (of stars and moons) shown in stippled lines are for the purposes of illustrating the application of graphics or a composite image to the picture frame, but do not form part of the claimed design. Similarly, the broken line showings of a backing on the rear of the picture frame in FIG. 4 is for illustrative purposes only and does not form part of the claimed design.

1 Claim, 2 Drawing Sheets



US D471,020 S

Page 2

U.S. PATENT DOCUMENTS

4,939,858 A	7/1990	Dailey	5,901,484 A	5/1999	Seder
D359,159 S	6/1995	Barker	5,903,926 A	5/1999	Fleming
5,450,629 A	9/1995	Gilstrap	D417,063 S	11/1999	Henning
D364,507 S	11/1995	Schwartz	5,991,916 A	11/1999	Sierra
5,525,383 A	6/1996	Witkowski	6,133,892 A	10/2000	Borgwardt
5,598,650 A	2/1997	Brown	6,173,516 B1	1/2001	Duerrstein
D394,161 S	* 5/1998	Tsui	D440,382 S	4/2001	Scheinbaum
5,787,956 A	8/1998	Chen	6,256,796 B1	7/2001	Fleming

D6/310

* cited by examiner

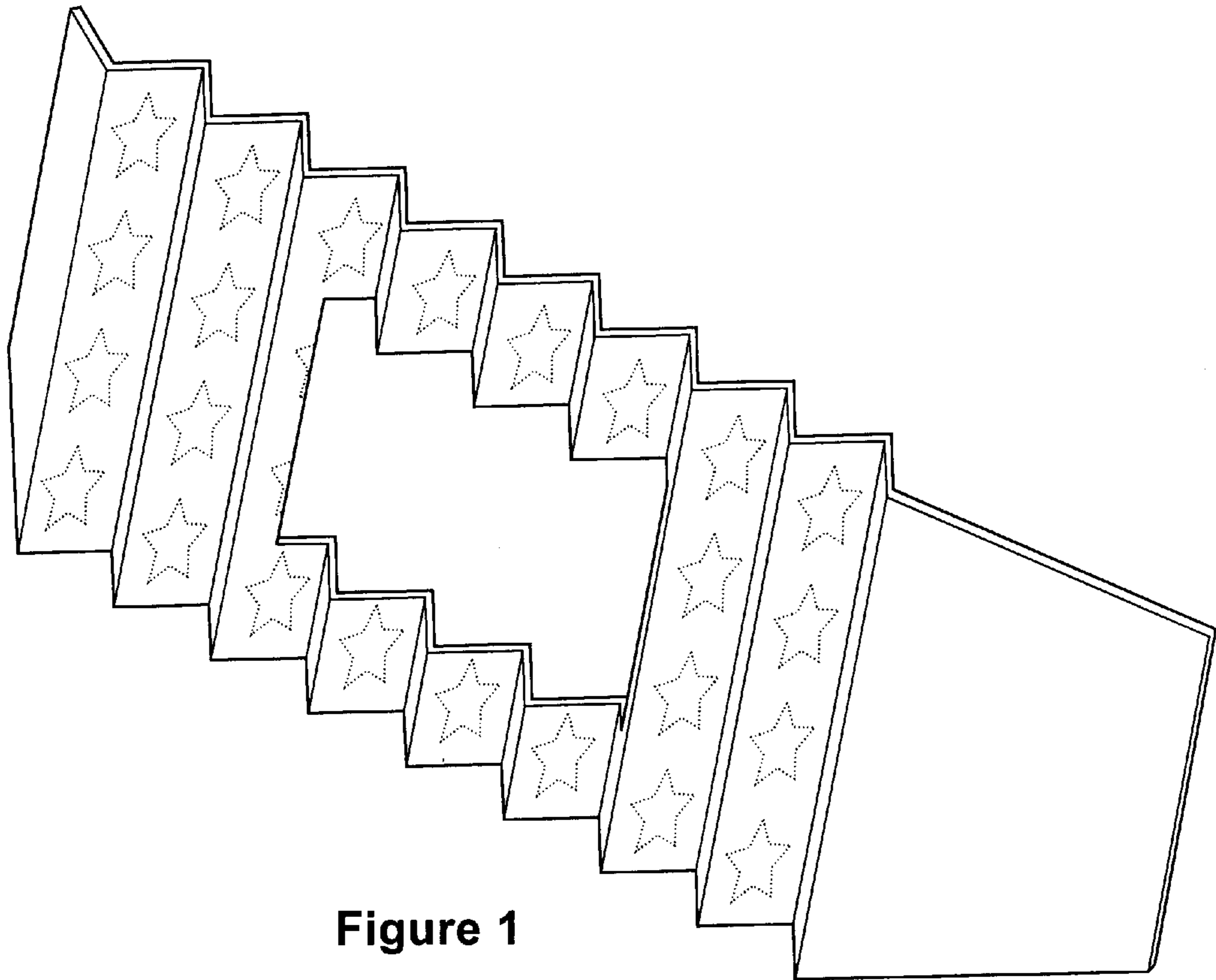


Figure 1




Figure 2

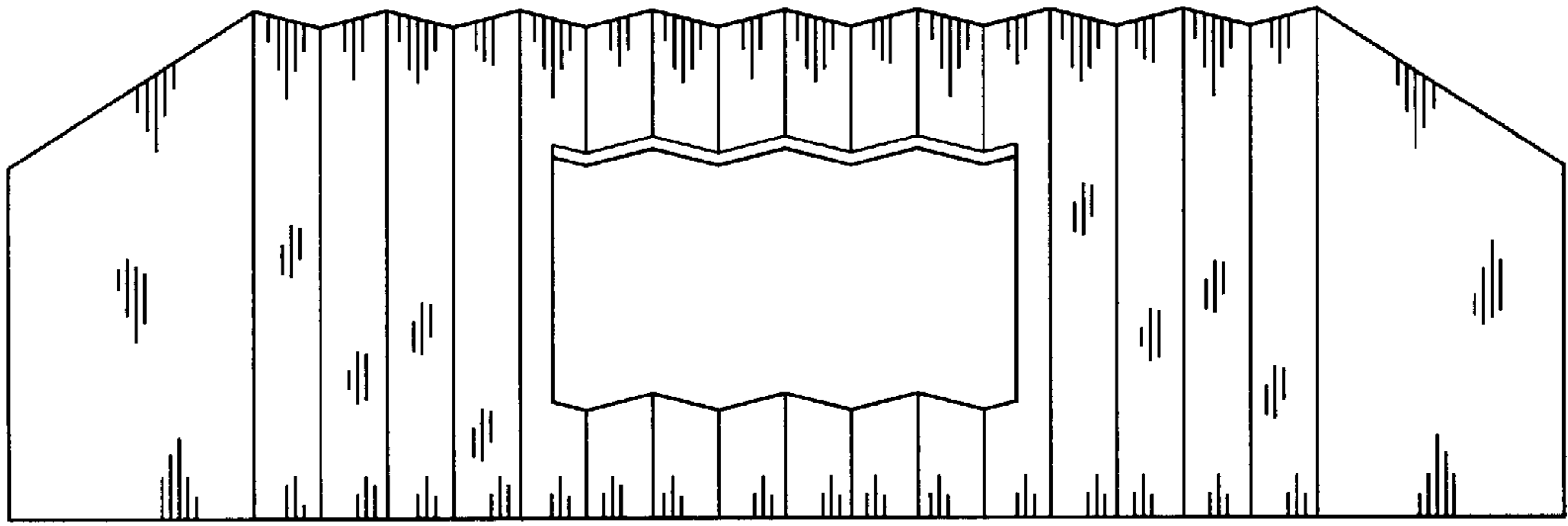


Figure 3

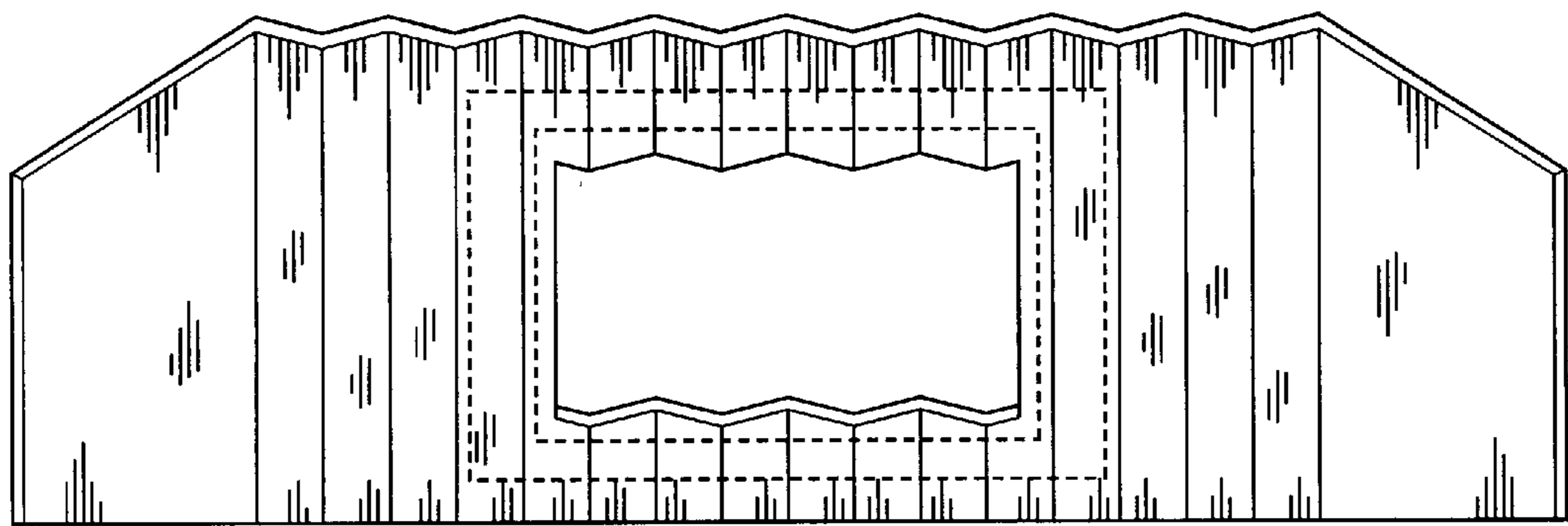


Figure 4

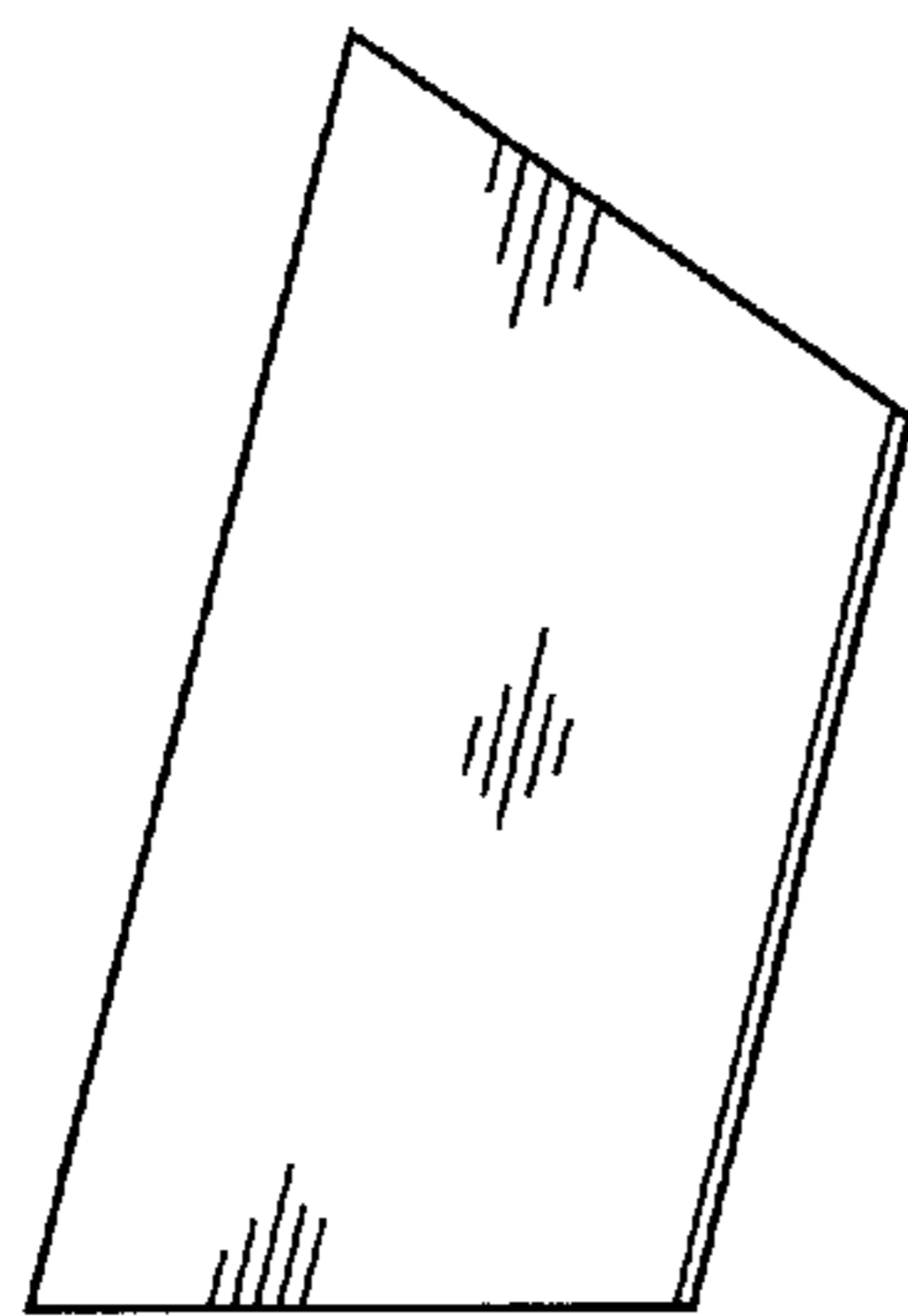


Figure 5

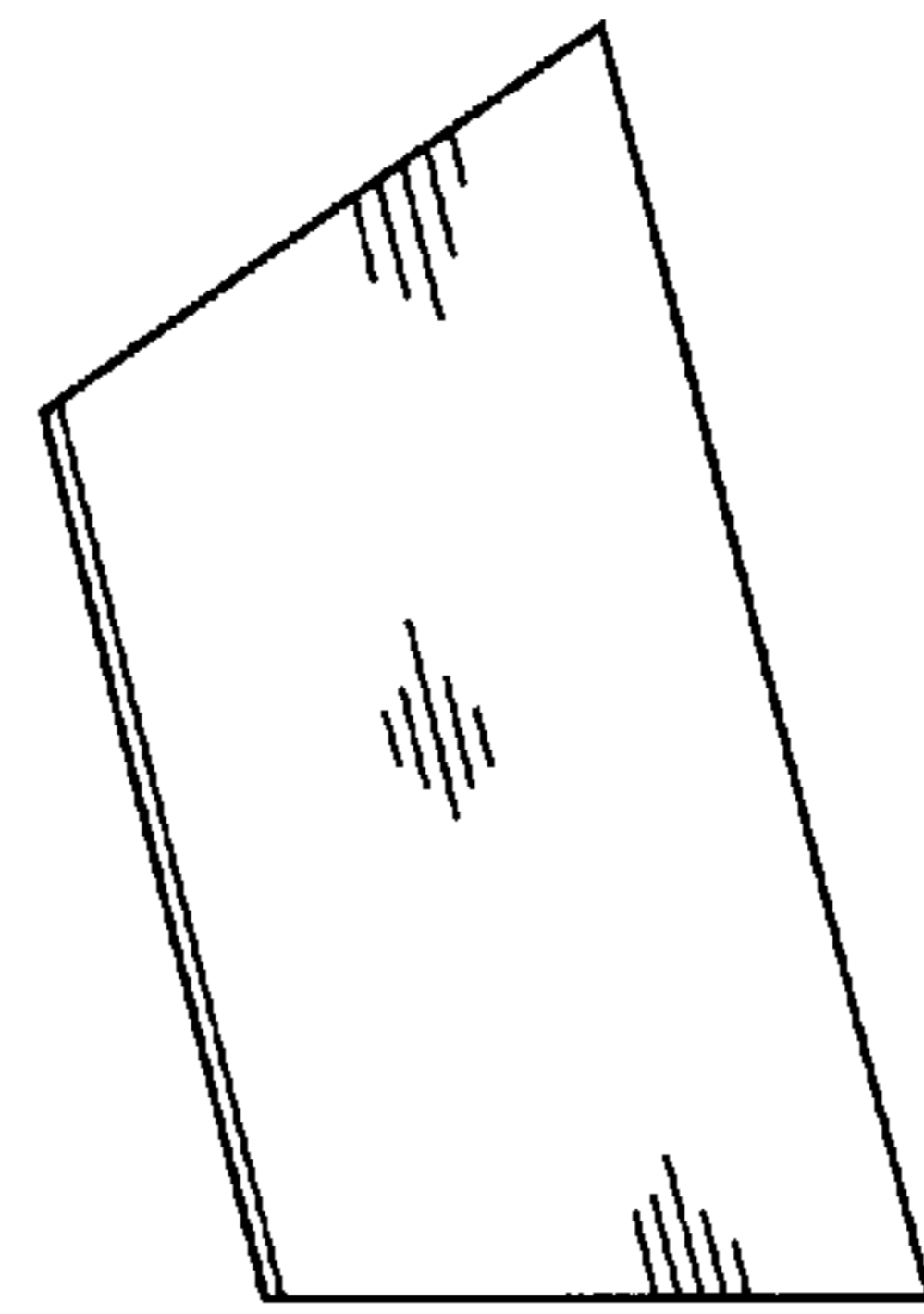


Figure 6