



US00D471019S

(12) **United States Design Patent**
Guillot

(10) **Patent No.:** **US D471,019 S**

(45) **Date of Patent:** **** Mar. 4, 2003**

(54) **EMBOSED PAPER**
(75) Inventor: **Lynne Guillot**, Lewiston, ID (US)
(73) Assignee: **Potlatch Corporation**, Spokane, WA (US)
(**) Term: **14 Years**

D155,604 S * 10/1949 Hamilton D6/595
D158,659 S * 5/1950 Hamilton D6/595
3,673,060 A * 6/1972 Murphy et al. 428/198
D237,213 S * 10/1975 Seccafico, Jr. D5/30
5,415,918 A * 5/1995 Lang et al. 428/154
D398,781 S * 9/1998 Burrier et al. D5/63
6,207,013 B1 * 3/2001 Oriaran et al. 428/154
D448,576 S 10/2001 Guillot et al.
D449,742 S * 10/2001 Guillot et al. D5/36

(21) Appl. No.: **29/148,934**
(22) Filed: **Sep. 28, 2001**
(51) **LOC (7) Cl.** **05-06**
(52) **U.S. Cl.** **D5/53; D5/37; D5/58**
(58) **Field of Search** D5/1, 2, 3, 6,
D5/7, 8, 11, 13, 14, 15, 16, 19, 20, 23,
24, 25, 26, 27, 28, 30, 32, 35, 36, 37, 39,
43, 45, 47, 49, 50, 52, 53, 54, 55, 56, 57,
58, 59, 60, 61, 62, 63, 64, 65, 66, 99; D2/749,
883, 889, 980, 984, 994; D6/613, 595,
603, 608, 596, 604, 606, 616, 617, 605,
582, 583, 598, 619, 622; D24/124, 125;
D25/142, 152; 428/17, 18, 151, 154, 156,
171, 187, 198, 199, 540, 542.2, 542.6,
904.4, 919; 5/413 AM, 709; D7/396.4,
396.5; D9/310, 311; 162/134, 231, 140;
156/209, 148

FOREIGN PATENT DOCUMENTS

GB 0602136 S * 9/1996

* cited by examiner

Primary Examiner—Doris V. Coles
Assistant Examiner—T. Chase Nelson
(74) *Attorney, Agent, or Firm*—Wells St. John P.S.

(57) **CLAIM**


The ornamental design for embossed paper, as shown and described.

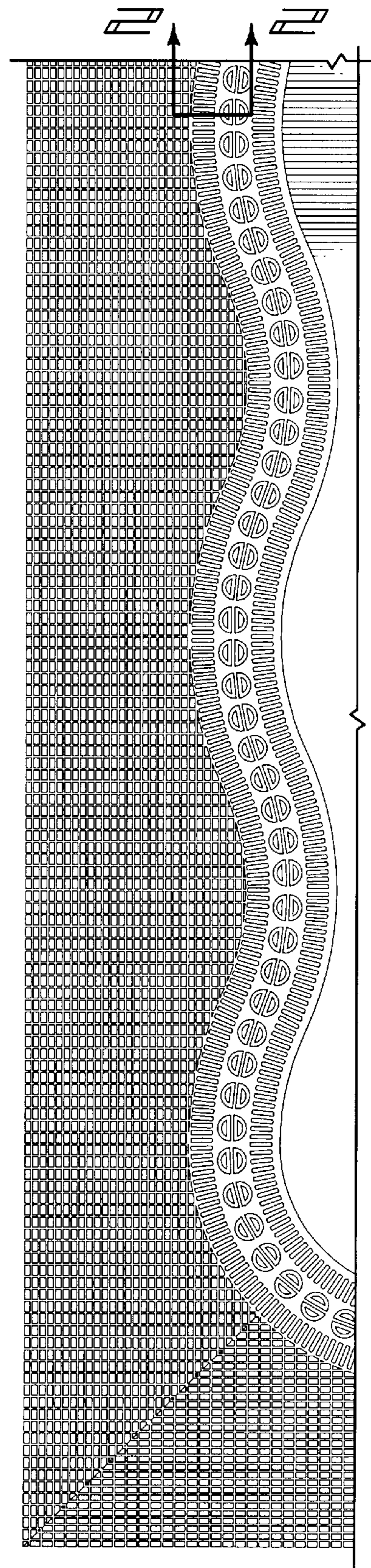
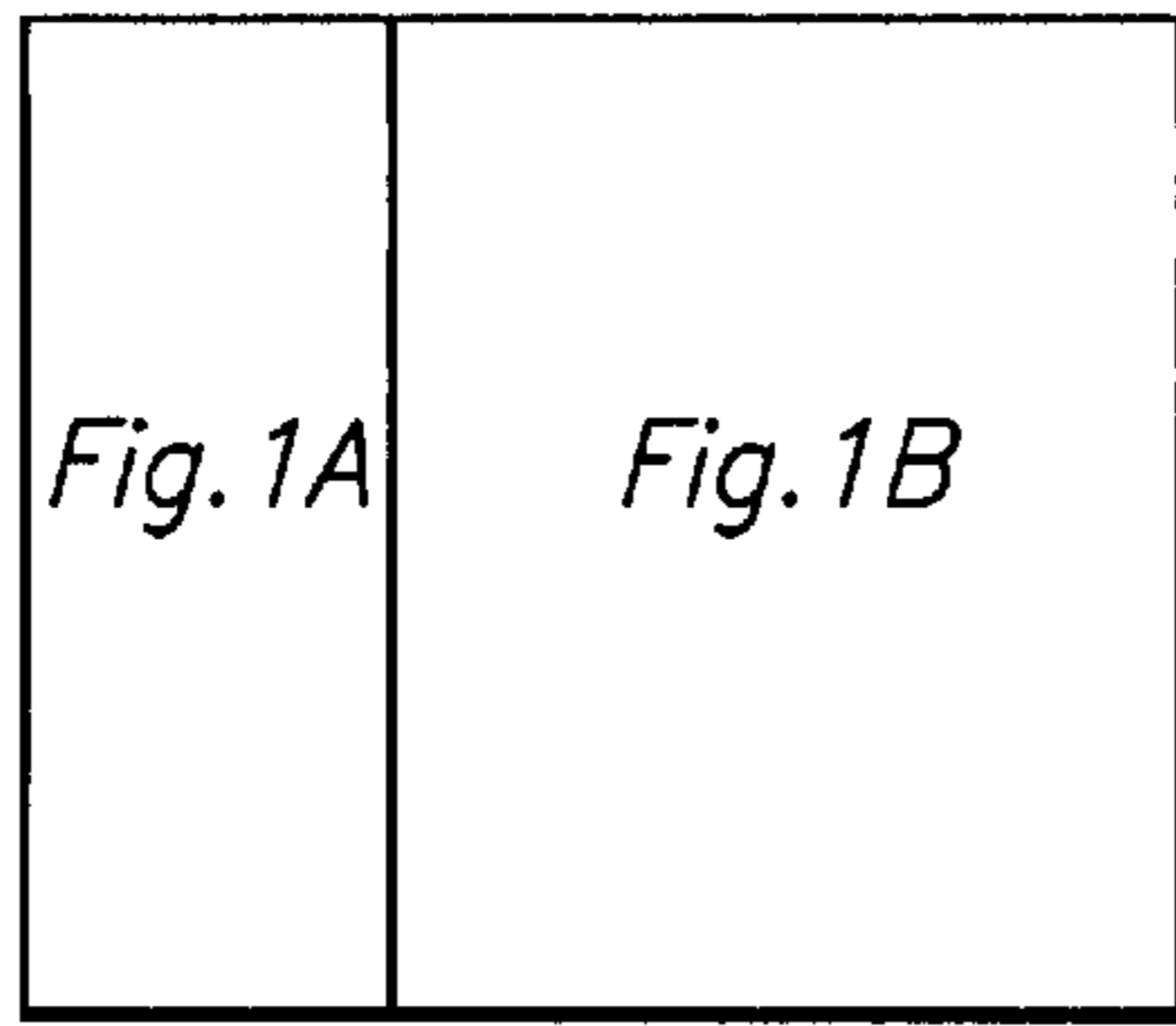
DESCRIPTION

FIG. 1 is a legend diagramming the location of fragmented FIGS. 1A and 1B;
FIG. 1A is a fragmented plan view of embossed paper showing the new design;
FIG. 1B is a fragmented plan view thereof;
FIG. 2 is an enlarged fragmentary sectional view thereof taken substantially along line 2—2 of FIG. 1A; and,
FIG. 3 is an enlarged fragmentary sectional view thereof taken substantially along line 3—3 of FIG. 1B.
It is to be understood that FIGS. 1A and 1B represent broken-away fragments as indicated by the breakway lines present in each fragmentary plan view.

(56) **References Cited**
U.S. PATENT DOCUMENTS
D35,855 S * 4/1902 Muller D5/19
D66,132 S * 12/1924 Loveless D5/7
D66,458 S * 1/1925 Rumpf, Sr. D6/603
D92,552 S * 6/1934 Perkins D6/595
D103,512 S * 3/1937 Rosenberg D5/47
D130,408 S * 11/1941 Moos D6/616

1 Claim, 3 Drawing Sheets








FIG. 2

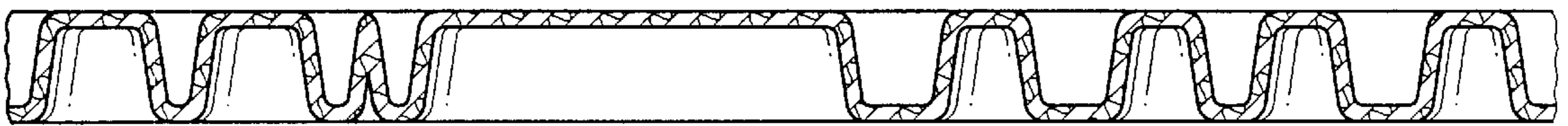


Fig. 2



Fig. 3