



US00D471018S

(12) **United States Design Patent**  
**Mink**

(10) **Patent No.:** **US D471,018 S**

(45) **Date of Patent:** **\*\* Mar. 4, 2003**

(54) **BRUSH WITH ANGLED WAVE-SHAPED BRISTLES**

(76) **Inventor:** **Jeffrey A. Mink**, 16 Central Dr.,  
Glenhead, NY (US) 11545

(\*\*) **Term:** **14 Years**

(21) **Appl. No.:** **29/159,407**

(22) **Filed:** **Apr. 19, 2002**

(51) **LOC (7) Cl.** ..... **04-04**

(52) **U.S. Cl.** ..... **D4/135**

(58) **Field of Search** ..... D4/132, 135; 15/159.1,  
15/160, 168, 169, 166, 191.1, 192-195,  
207.2, DIG. 5; 132/317, 320

(56) **References Cited**

**U.S. PATENT DOCUMENTS**

3,744,078	A	*	7/1973	Vallis	.....	15/DIG. 5	X
D360,985	S	*	8/1995	Geigle	.....	D4/132	
6,026,824	A	*	2/2000	Gueret	.....	132/317	X
6,076,531	A	*	6/2000	Gueret	.....	132/320	X
6,092,535	A	*	7/2000	Moore	.....	132/313	X

**OTHER PUBLICATIONS**

American Artist, Oct. 1986, Tools of the Trade Show, p. T-16, Langnickel's angled brush.\*

\* cited by examiner

*Primary Examiner*—Alan P. Douglas

*Assistant Examiner*—Lavone D. Tabor

(74) *Attorney, Agent, or Firm*—John L. Chiatas

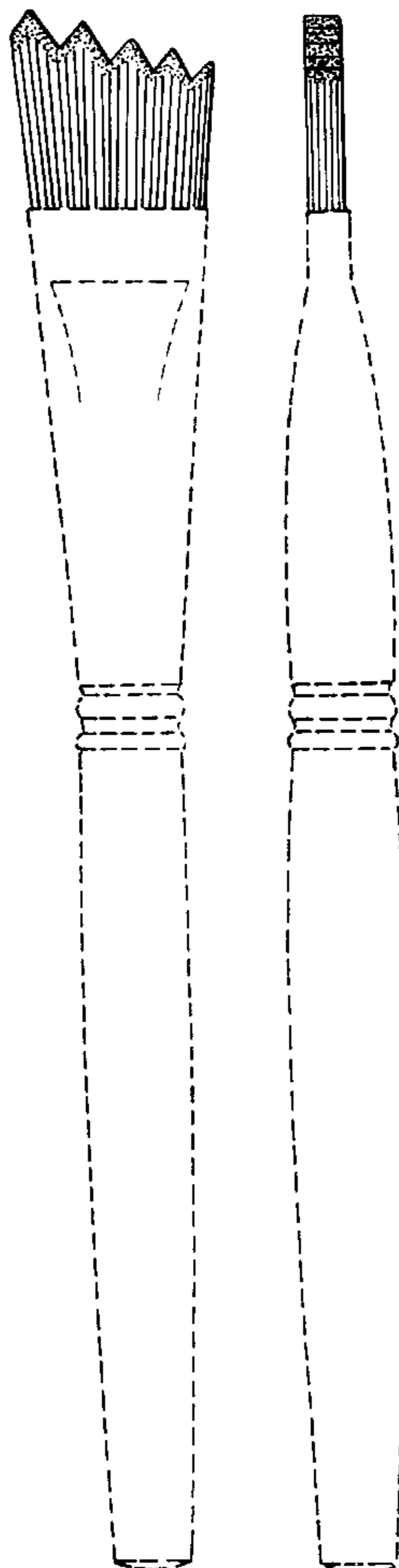
(57) **CLAIM**

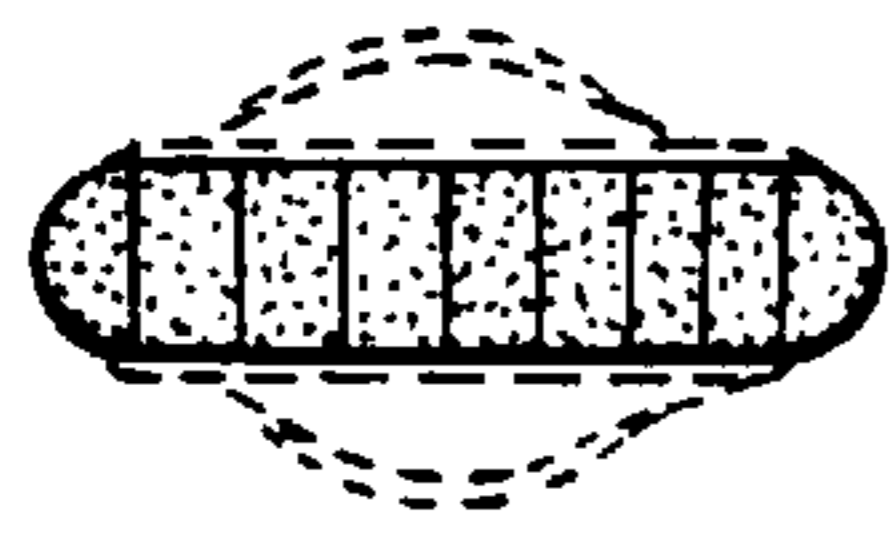
The ornamental design for a brush with angled wave-shaped bristles, as shown and described.

**DESCRIPTION**

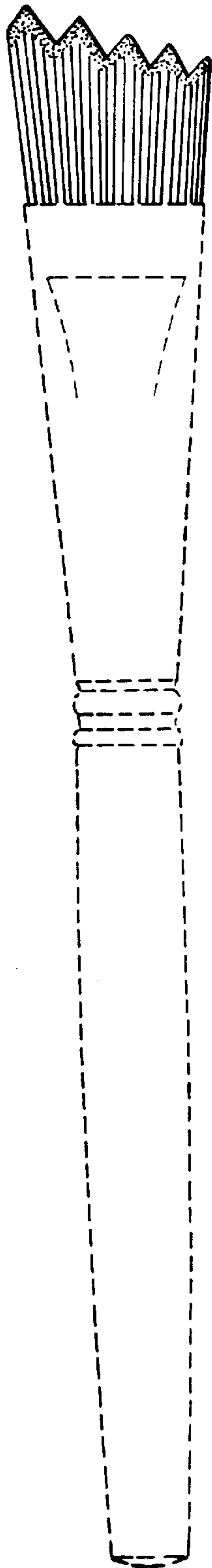
FIG. 1 is a front elevational view of a brush with angled wave-shaped bristles showing my new design, the broken lines showing a ferrule and a handle being for illustrative purposes only and forming no part of the claimed design; FIG. 2 is a top plan view thereof; and, FIG. 3 is a right side view of FIG. 1, of which the left side, with the exception of the lengths of the vertical extension and the angled top of the bristles, is a mirror image.

**1 Claim, 1 Drawing Sheet**





*FIG. 2*



*FIG. 1*



*FIG. 3*