



US00D471017S

(12) **United States Design Patent**
Cheung

(10) **Patent No.:** **US D471,017 S**

(45) **Date of Patent:** **** Mar. 4, 2003**

(54) **TINT BOWL WITH BRUSH**

(76) **Inventor:** **Maggie Pui Sze Cheung**, Block A1,
3/F, Tsing Yi Industrial Centre, Phase 1,
Tsing Yi N.T. (HK)

(**) **Term:** **14 Years**

(21) **Appl. No.:** **29/159,394**

(22) **Filed:** **Apr. 18, 2002**

(51) **LOC (7) Cl.** **28-03**

(52) **U.S. Cl.** **D4/116; D28/20**

(58) **Field of Search** D28/9, 10, 20,
D28/73; D4/114, 116, 118, 132, 135; D19/35,
36; D32/53.1; D7/552.2, 554.4, 554.2, 553.6,
553.7, 553.8; D9/337, 338, 425, 429; 132/200,
202-209, 212, 286, 333; 206/209, 219,
220, 581, 229, 361, 362.3, 216, 223, 575,
81, 1.7, 1.8, 557, 559, 562-565; 220/570,
574, 575, 608, 623, 628, 633, 635, 669-675,
694-697, 734-736, 756, DIG. 12-14; 15/104.92,
104.94, 236.03, 248.1, 248.2, 257.05, 257.06

(56) **References Cited**

U.S. PATENT DOCUMENTS

262,580 A * 8/1882 Dodds 220/23.83
D155,176 S * 9/1949 Melendez, et al. D28/20
2,496,684 A * 2/1950 Upchurch 4/654
3,292,815 A * 12/1966 Smith, et al. 220/736

3,493,988 A * 2/1970 Tidwell 15/257.06
4,367,821 A * 1/1983 Holt 220/659
4,756,439 A * 7/1988 Perock 220/669 X
D319,518 S * 8/1991 Abel D32/53.1
5,499,637 A * 3/1996 Foti 132/200
5,746,346 A * 5/1998 Crilly 220/736
5,810,196 A * 9/1998 Lundy 220/736
D428,540 S * 7/2000 Grant D32/53.1
D455,558 S * 4/2002 De Baschmakoff D4/116

* cited by examiner

Primary Examiner—Ted Shooman

Assistant Examiner—C. Tuttle

(74) *Attorney, Agent, or Firm*—J. E. Brunton

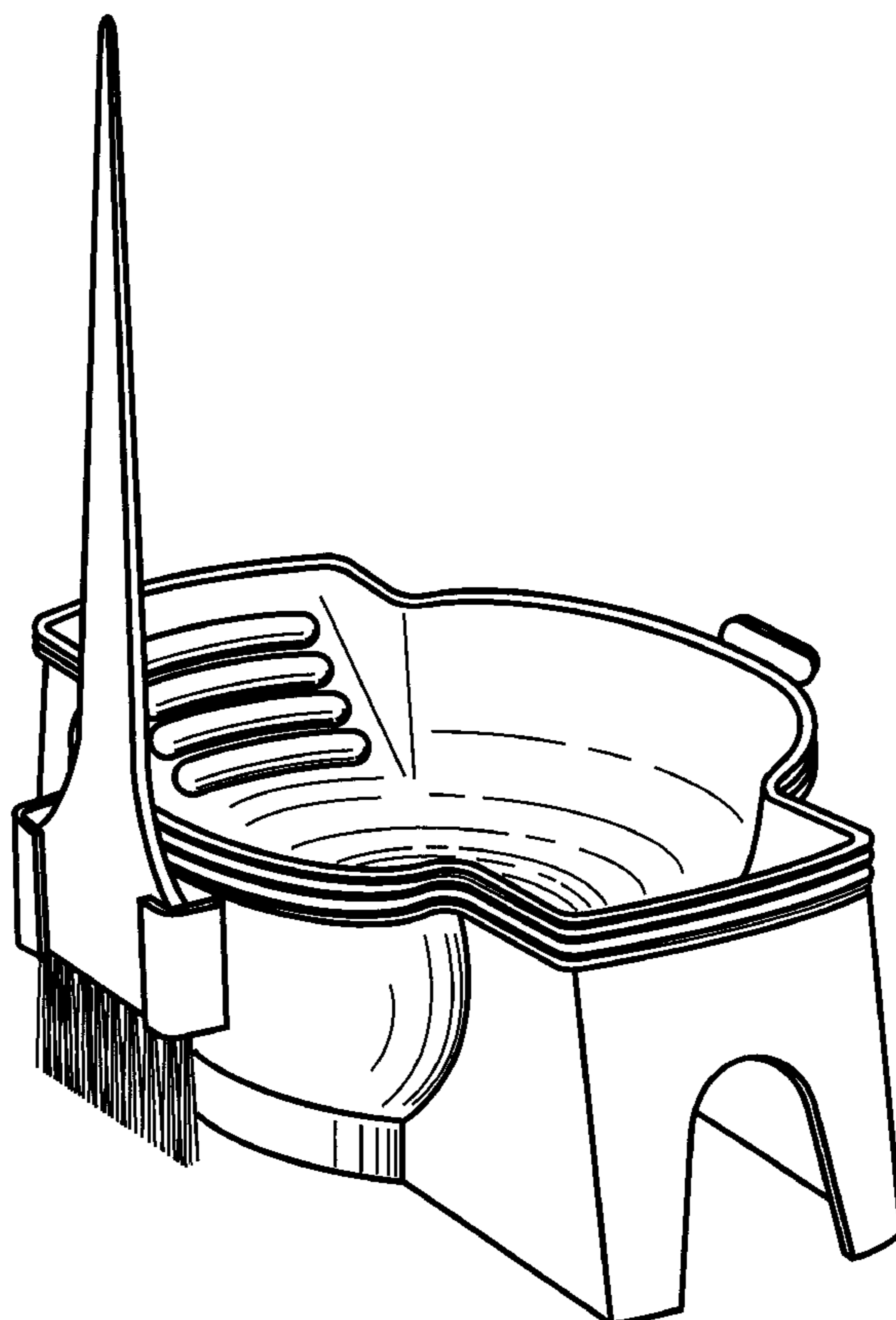
(57) **CLAIM**

The ornamental design for a “tint bowl with brush”, as shown.

DESCRIPTION

FIG. 1 is a perspective view of a “tint bowl with brush” showing my new design;
FIG. 2 is a front view thereof;
FIG. 3 is a rear view thereof;
FIG. 4 is a left side view thereof;
FIG. 5 is a right side view thereof;
FIG. 6 is a top plan view thereof; and,
FIG. 7 is a bottom plan view thereof.

1 Claim, 4 Drawing Sheets



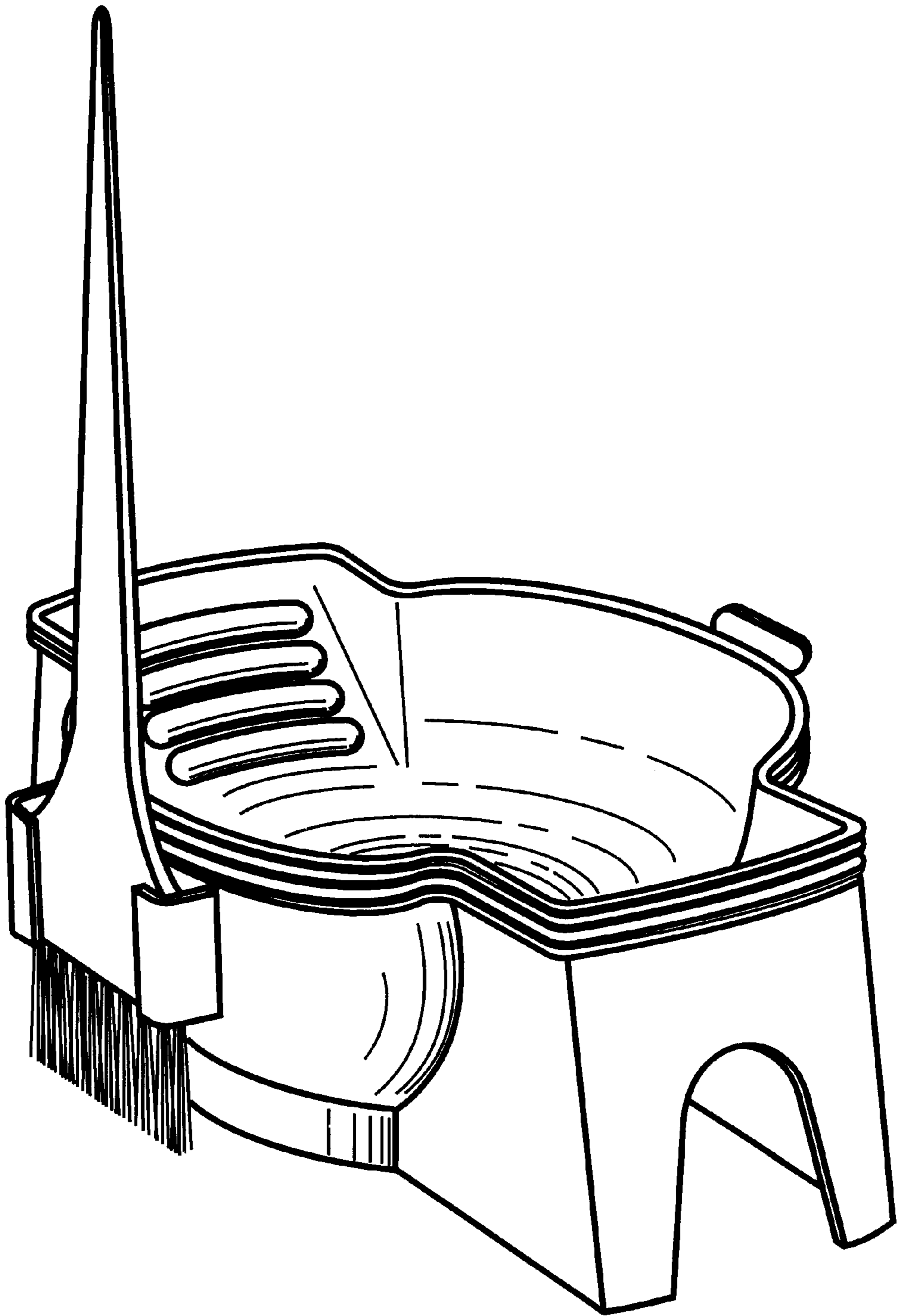


Fig. 1

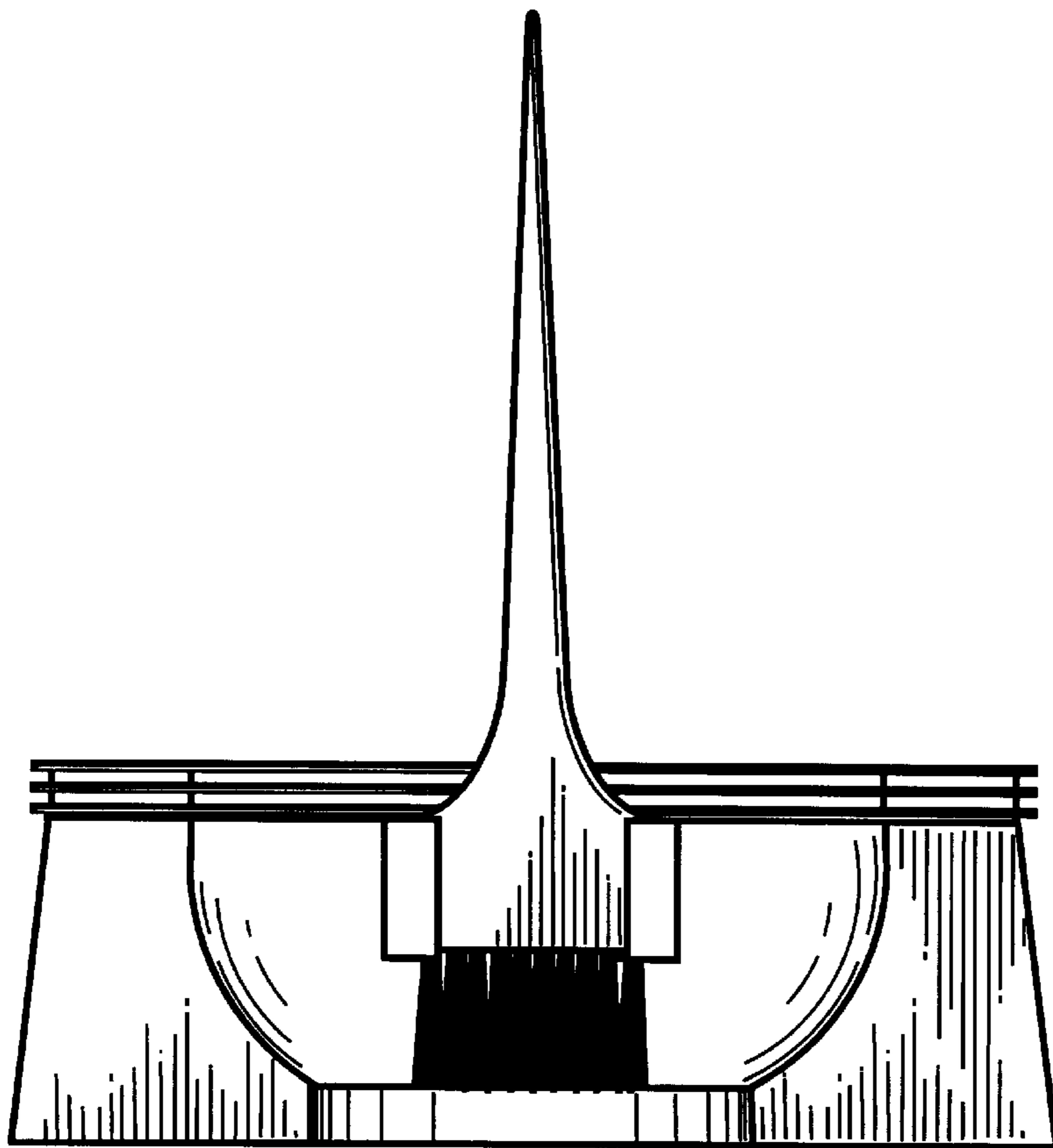


Fig. 2

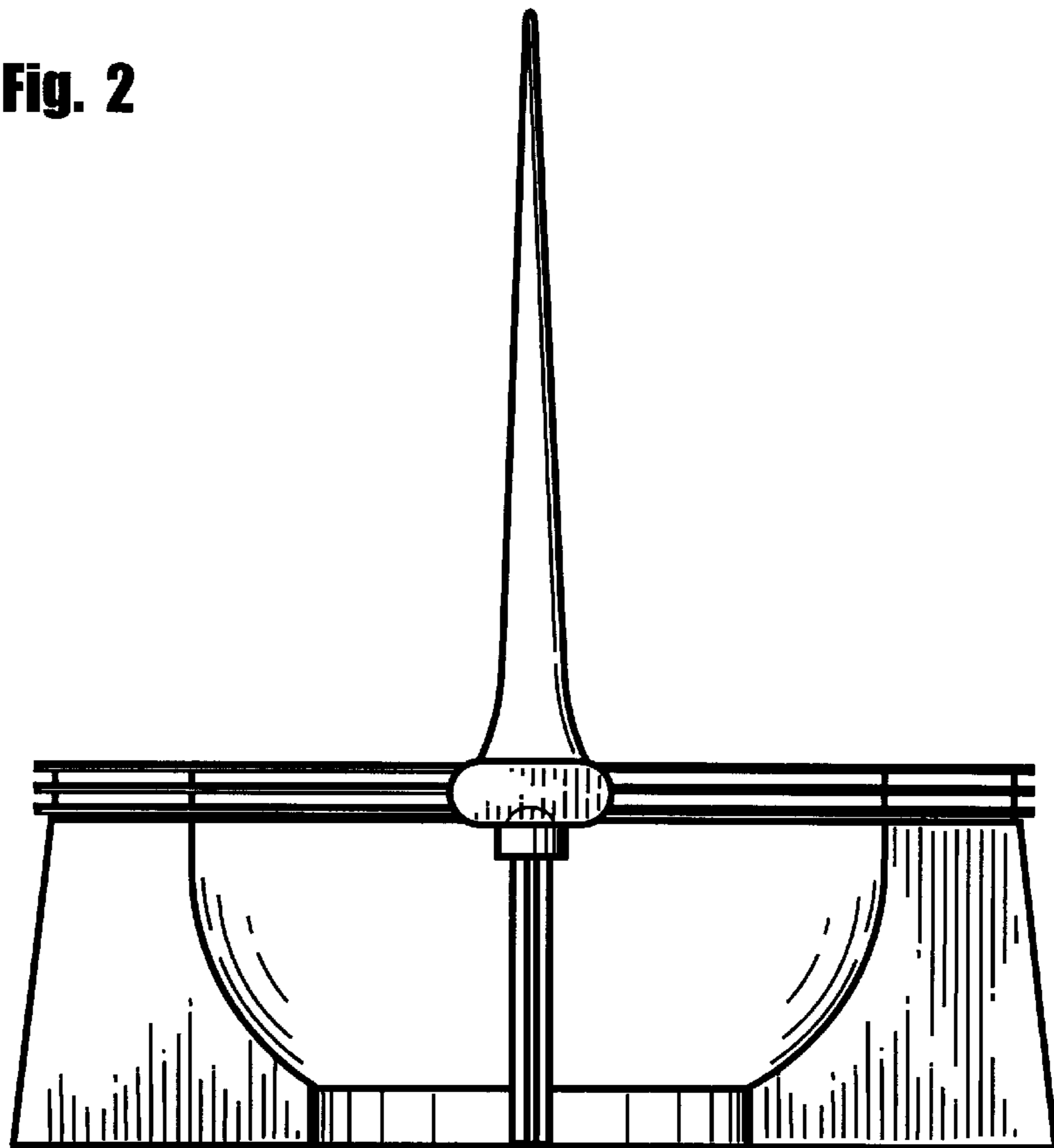


Fig. 3




Fig. 4




Fig. 5




Fig. 6

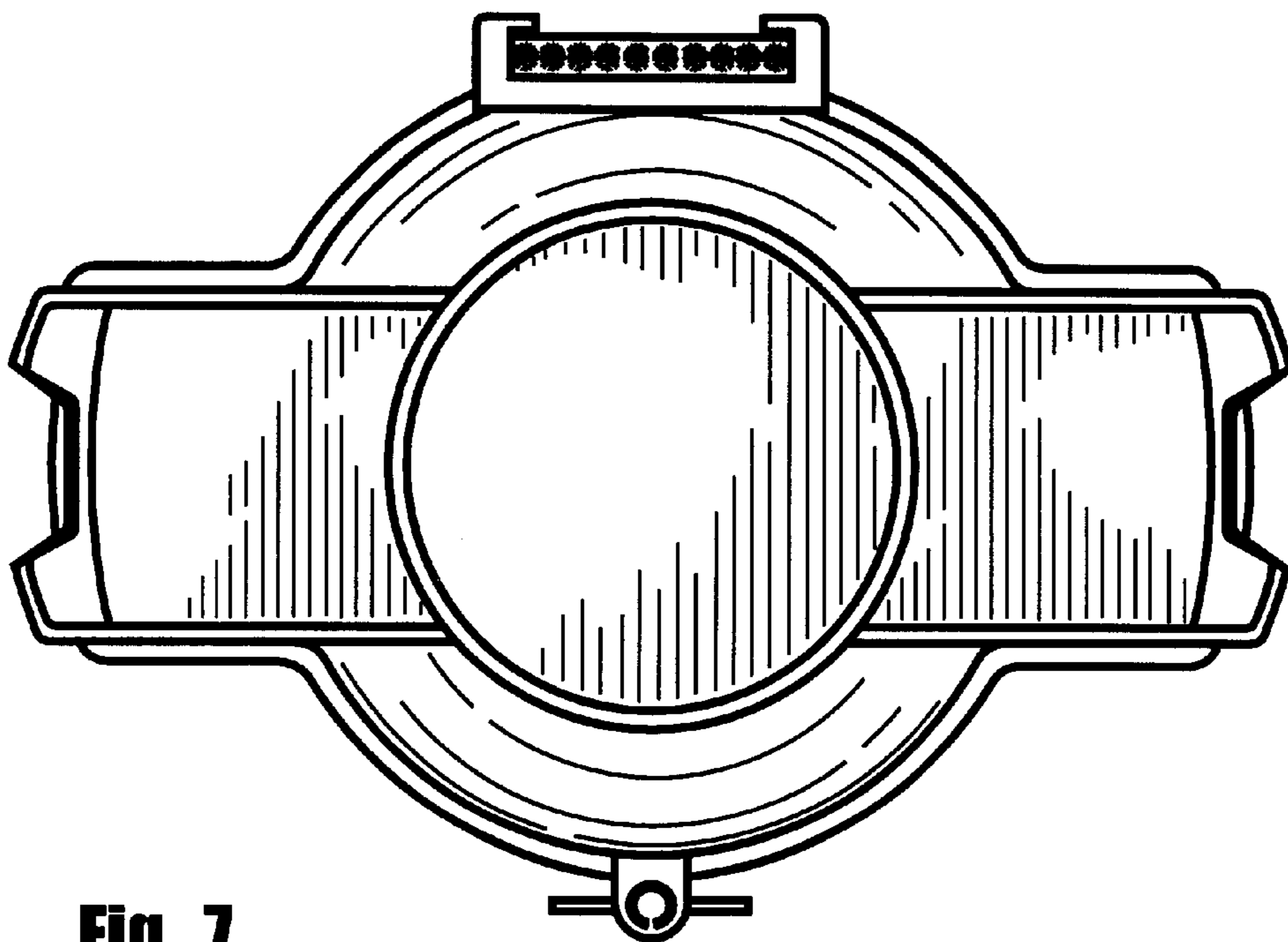


Fig. 7