



US00D471016S

(12) **United States Design Patent**
Vazquez

(10) **Patent No.:** **US D471,016 S**

(45) **Date of Patent:** **** Mar. 4, 2003**

(54) **CONVEX TRIANGULAR POCKET WITH BAG PORTION**

(75) Inventor: **Maximino Vazquez**, New York, NY (US)

(73) Assignee: **MaxWorld Inc.**, New York, NY (US)

(**) Term: **14 Years**

(21) Appl. No.: **29/141,261**

(22) Filed: **May 2, 2001**

Related U.S. Application Data

(63) Continuation-in-part of application No. 29/116,328, filed on Dec. 30, 1999.

(51) **LOC (7) Cl.** **03-01**

(52) **U.S. Cl.** **D3/318; D2/857**

(58) **Field of Search** D2/716, 769, 771, D2/786, 791, 812, 820, 836, 839, 857, 863, 864; 2/247-254; D3/303, 318, 319, 201, 215, 216, 232; 224/575-577, 581, 652

(56) **References Cited**

U.S. PATENT DOCUMENTS

1,302,334 A *	4/1919	Eloesser	2/247
1,491,711 A	4/1924	Levine	
1,645,502 A *	10/1927	Sweet	2/227
2,123,447 A	7/1938	Waite	2/48
2,493,085 A	1/1950	Pincus	150/1.7
D205,756 S	9/1966	Triplett	D9/2
3,322,176 A	5/1967	Geller	150/1.7
D250,737 S	1/1979	Brosk	D2/226
D258,998 S	4/1981	Pratt et al.	D3/41
4,301,549 A	11/1981	Ingram	2/250
4,838,709 A	6/1989	Guerriero et al.	383/18
D337,193 S *	7/1993	Nguyen	D2/857

D350,024 S	8/1994	Ryker	D3/202
D385,452 S	10/1997	Marti	D6/601
D389,642 S	1/1998	Nadel	D3/254
5,799,336 A	9/1998	Cooper	2/247
5,809,576 A	9/1998	Hutson et al.	2/247
5,881,383 A	3/1999	Perkins	2/144
D441,189 S	5/2001	Vazquez	D3/226
D441,517 S *	5/2001	Shaffer	D2/717

* cited by examiner

Primary Examiner—Louis S. Zarfes

Assistant Examiner—Deanne Levy

(74) *Attorney, Agent, or Firm*—Darby & Darby P.C.

(57) **CLAIM**

The ornamental design of a convex triangular pocket with bag portion, as shown and described.

DESCRIPTION

This application is related in subject matter to U.S. patent application Ser. No. 29/122,497, filed Apr. 27, 2000, entitled "Convex Compacted Triangular Bag", now U.S. Pat. No. D. 441,189.

FIG. 1 is a top plan view of a convex triangular pocket with bag portion, attached to at least a portion of a bag and illustrated with an access shown in broken lines;

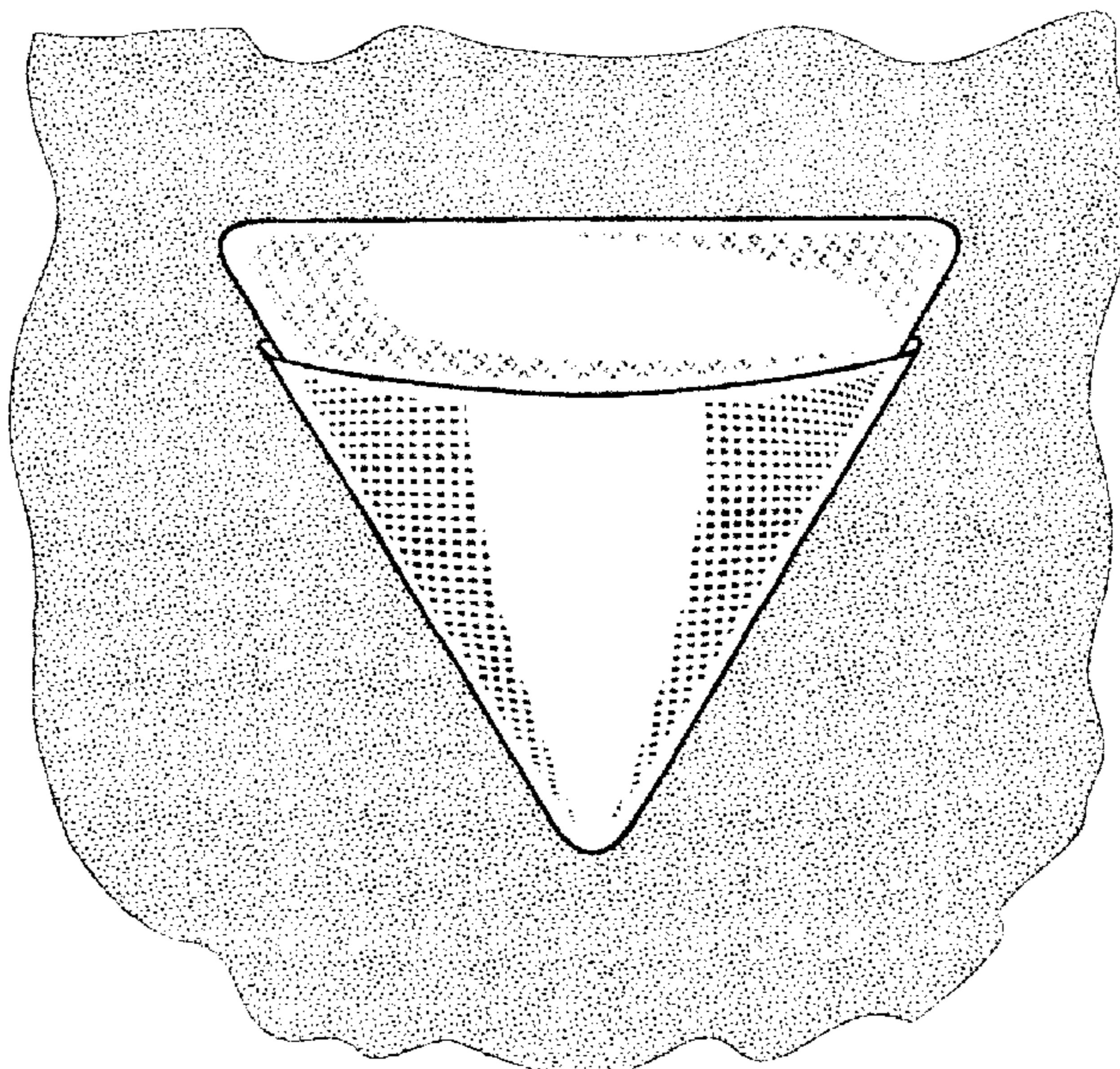
FIG. 2 is a bottom plan view thereof where only a portion of the bag is viewable;

FIG. 3 is a right side elevational view of FIG. 1; the left side being a mirror image thereof; and,

FIG. 4 is a top plan view for a convex triangular pocket with bag portion as in FIG. 1, showing an alternative arrangement with multiple fabrics having different shading including the major triangular portion with shading indicating the first preselected fabric, the minor triangular portion with shading indicating the second preselected fabric.

Any other broken lines are to show the environment only and are not part of the claimed design.

1 Claim, 3 Drawing Sheets



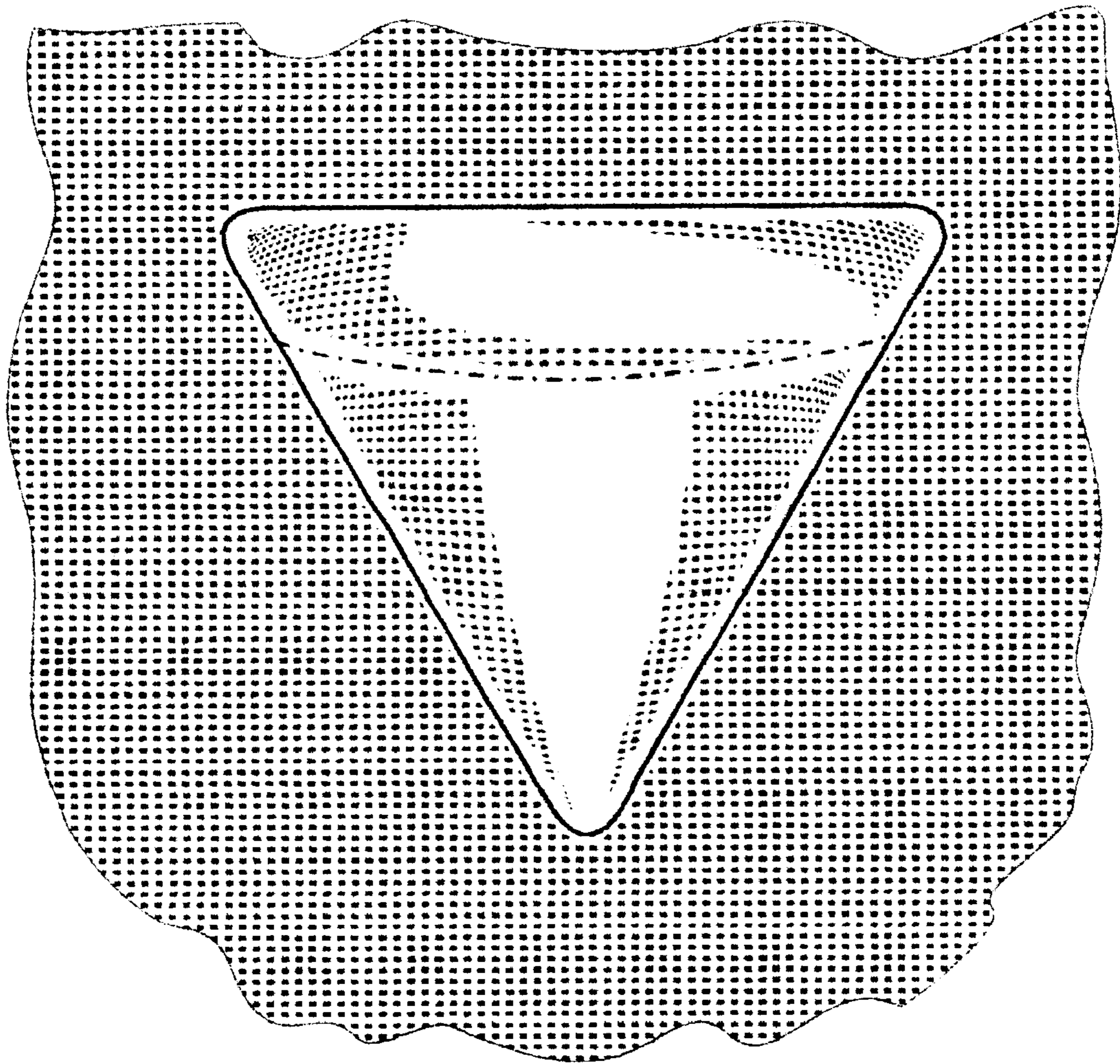


FIG. 1

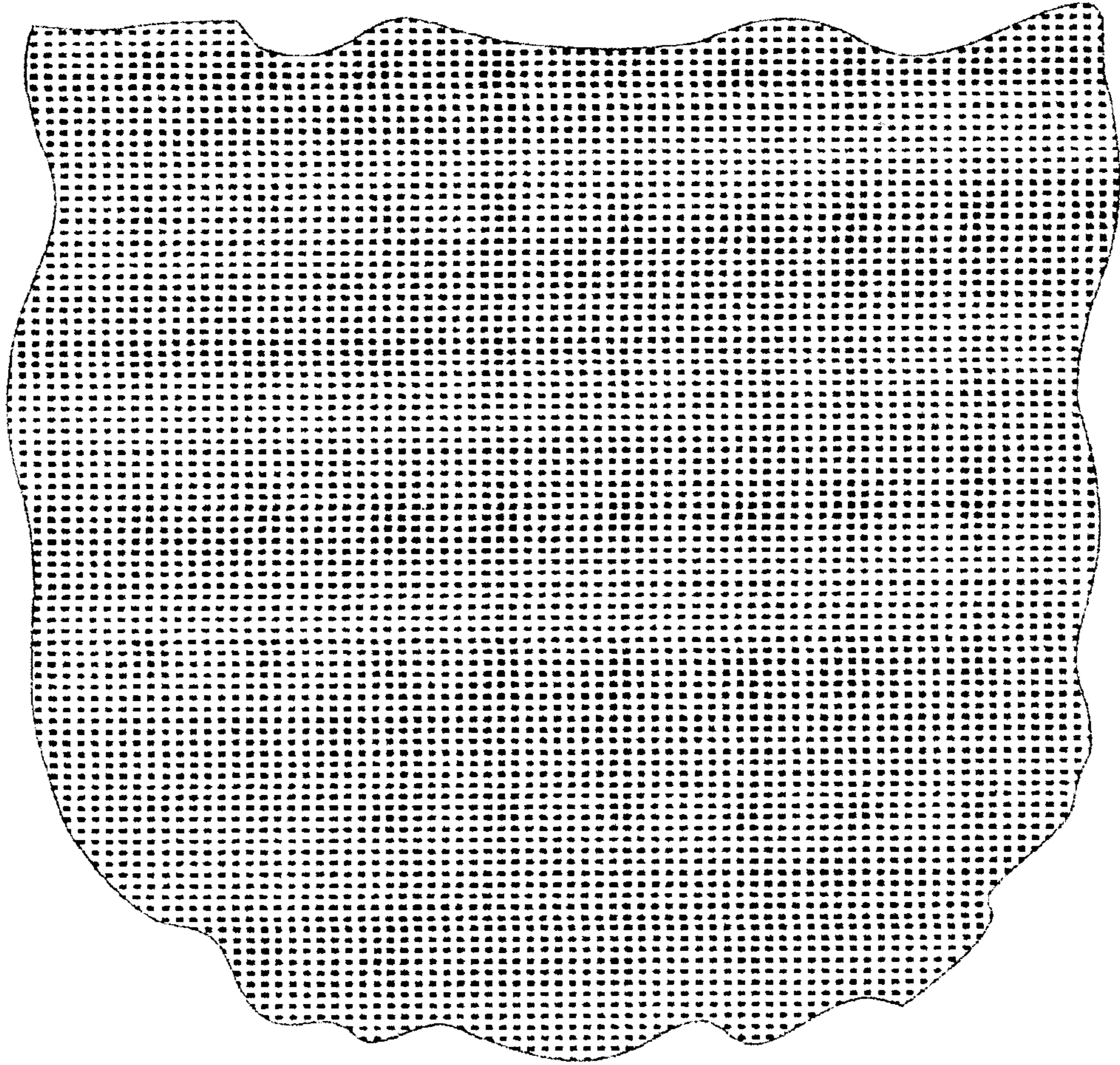


FIG. 2




FIG. 3

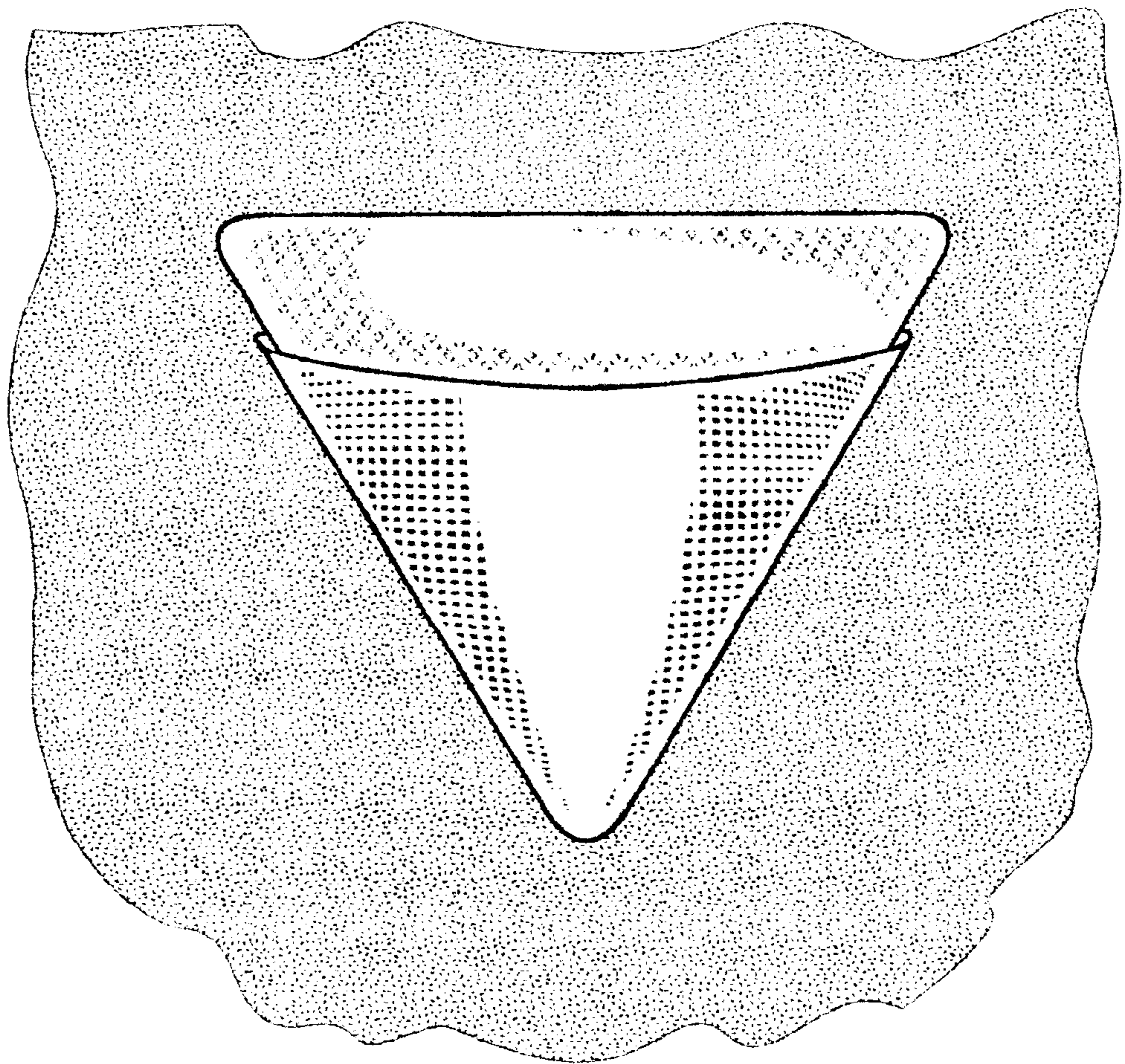


FIG. 4