



US00D471009S

(12) **United States Design Patent**
Wilburn

(10) **Patent No.:** **US D471,009 S**

(45) **Date of Patent:** **** Mar. 4, 2003**

(54) **CD WALLET**

(75) **Inventor:** **Paul Wilburn, San Antonio, TX (US)**

(73) **Assignee:** **Norwood Promotional Products, Inc.,
Austin, TX (US)**

(**) **Term:** **14 Years**

(21) **Appl. No.:** **29/161,734**

(22) **Filed:** **Jun. 3, 2002**

(51) **LOC (7) Cl. 03-01**

(52) **U.S. Cl. D3/247**

(58) **Field of Search** D3/247, 248, 249,
D3/250, 252, 253, 318, 303; D6/630, 632,
407; D19/1, 33, 75, 76; 190/900, 903; 150/131,
132, 139, 140, 141, 143, 145, 147, 148,
149, 152, 153, 900; 206/308, 311, 312

(56) **References Cited**

U.S. PATENT DOCUMENTS

D386,014 S	*	11/1997	Chen	D6/407
D403,915 S	*	1/1999	Temple et al.	D3/252 X
D427,766 S	*	7/2000	Hillman	D6/632 X
D428,755 S	*	8/2000	Bergh	D6/630 X
6,106,015 A	*	8/2000	Udwin et al.	206/308.1 X

* cited by examiner

Primary Examiner—Louis S. Zarfaz

Assistant Examiner—Monica A. Weingart

(74) *Attorney, Agent, or Firm*—Jenkins & Gilchrist, A
Professional Corporation

(57) **CLAIM**

The ornamental design for a CD wallet, as shown and described.

DESCRIPTION

FIG. 1 is a front elevational view of the design of the present invention;

FIG. 2 is a bottom plan view of the design of the present invention;

FIG. 3 is a right side elevational view of the design of the present invention;


FIG. 4 is a rear elevational view of the design of the present invention;

FIG. 5 is a left side elevational view of the design of the present invention;

FIG. 6 is a top plan view of the design of the present invention; and,

FIG. 7 is a perspective view of the design of the present invention.

1 Claim, 3 Drawing Sheets



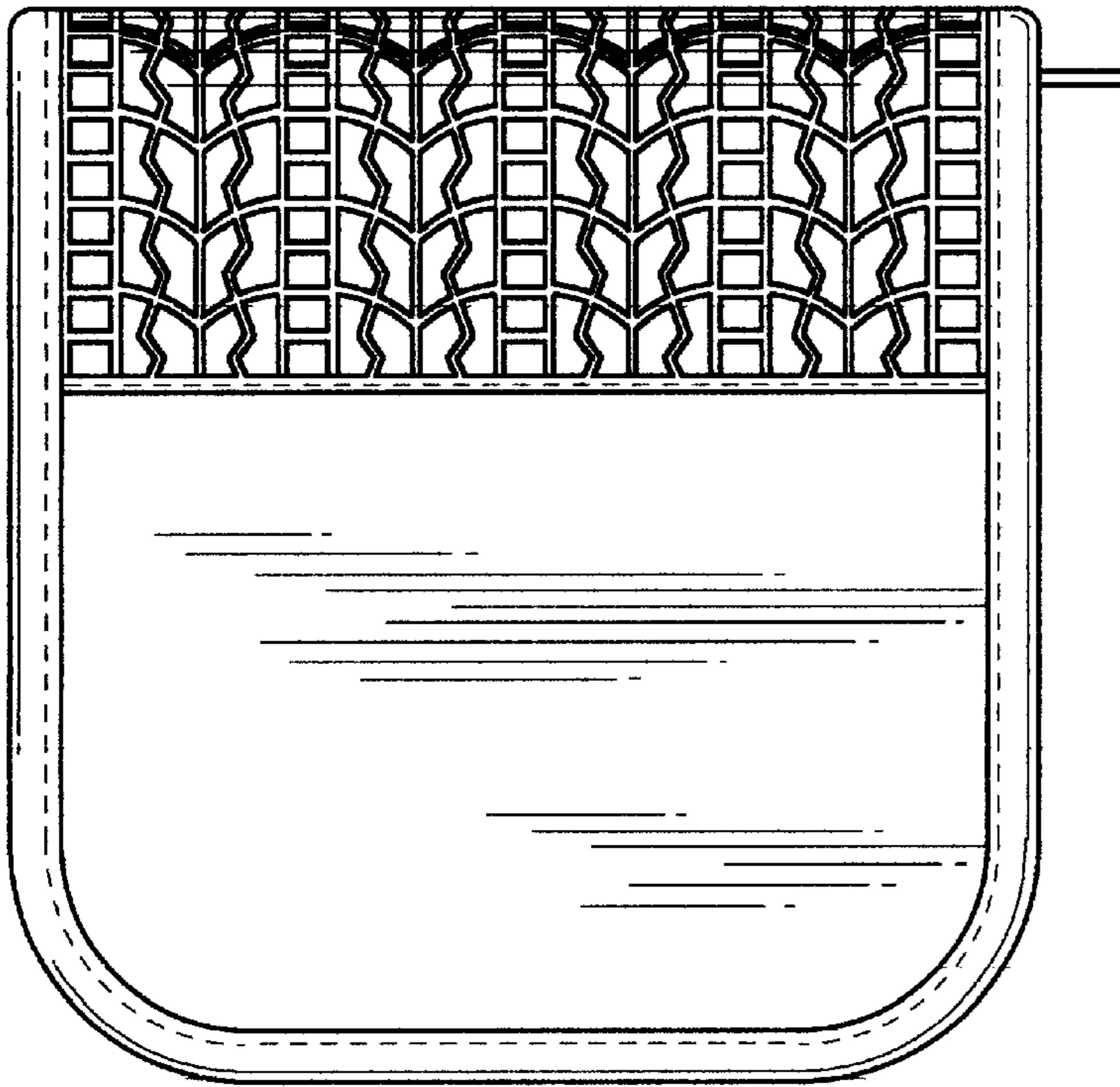


Fig. 1

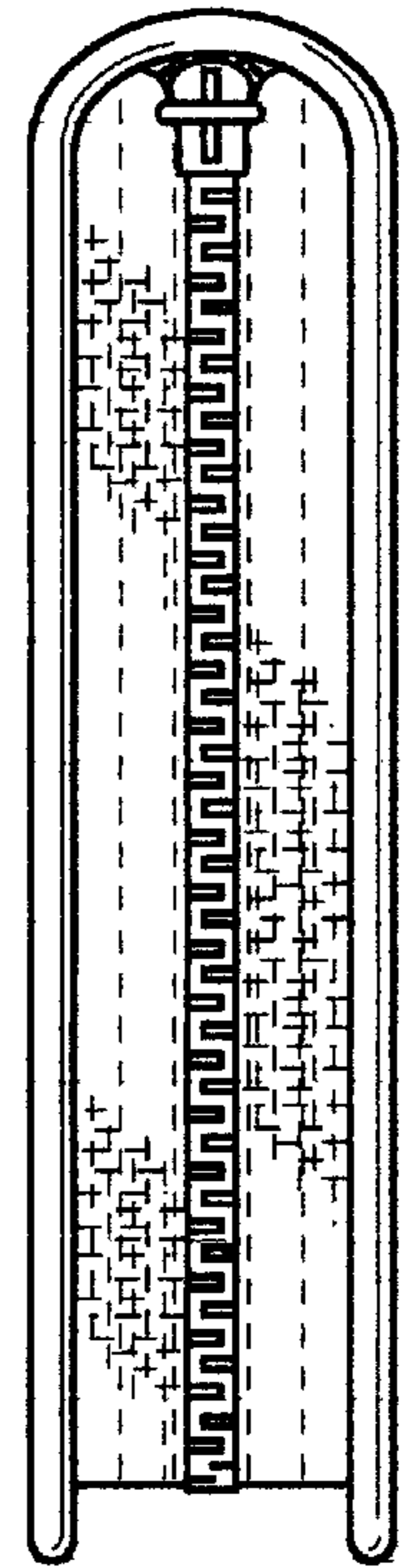


Fig. 3

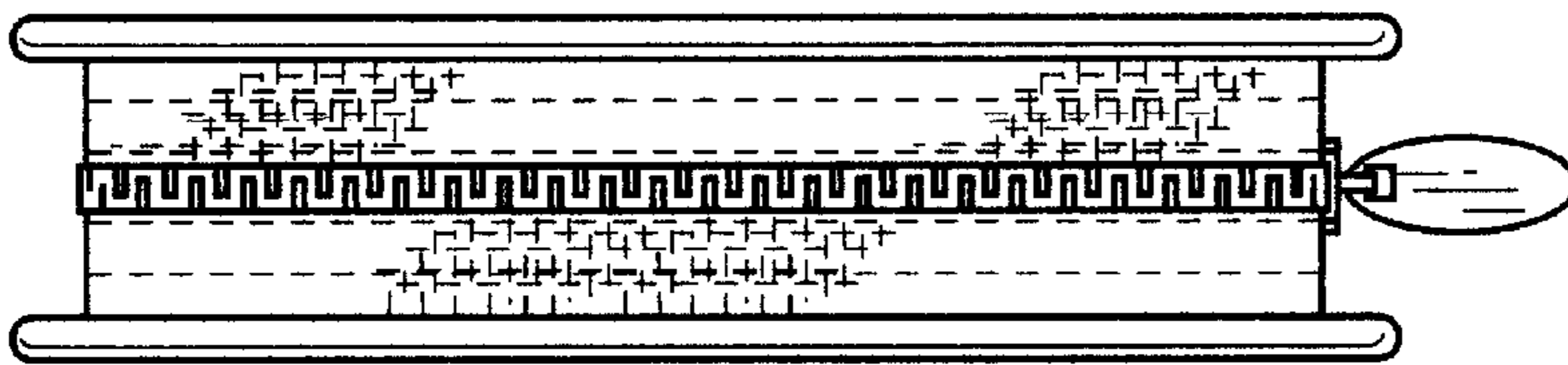


Fig. 2




Fig. 6

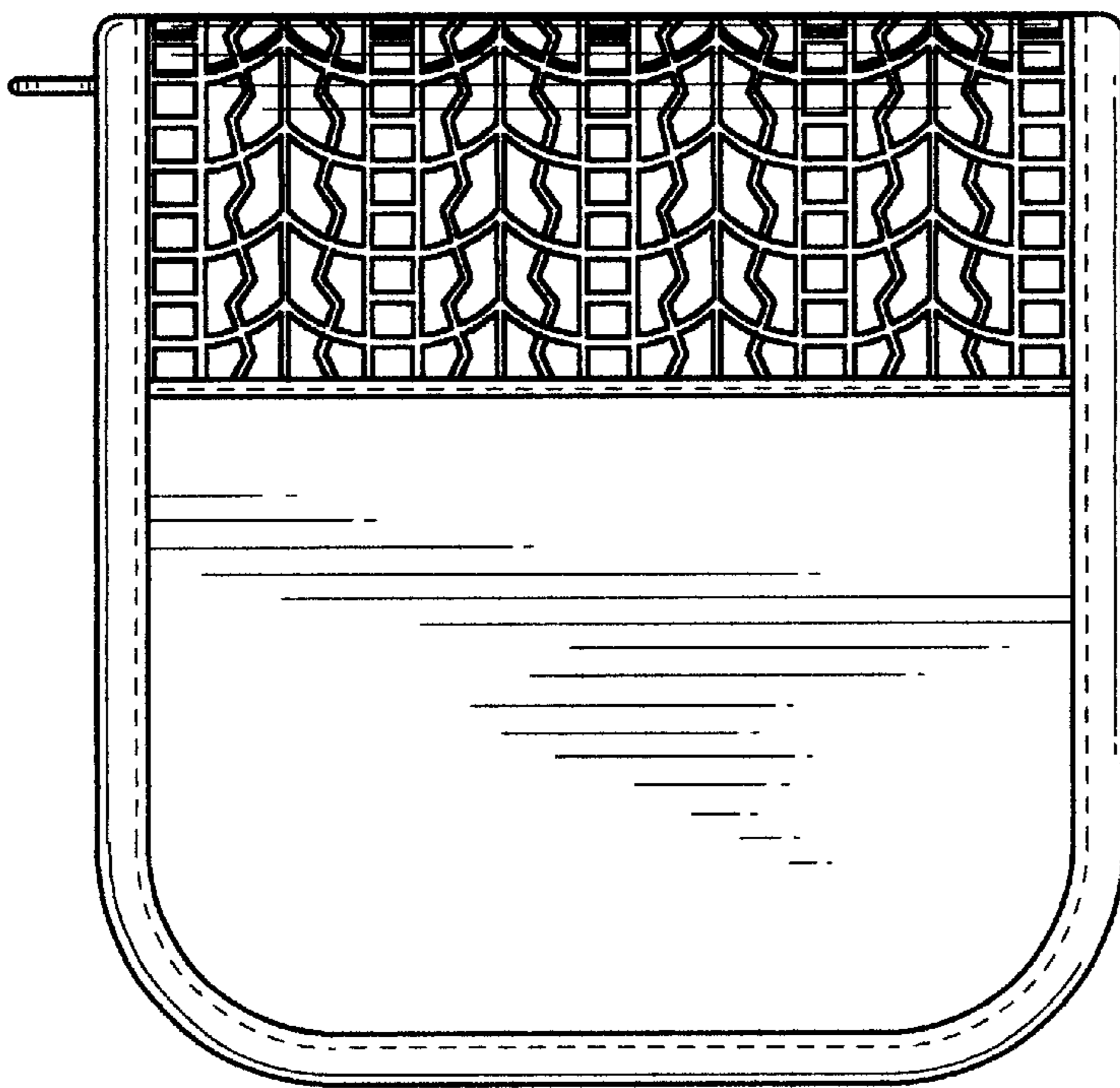


Fig. 4

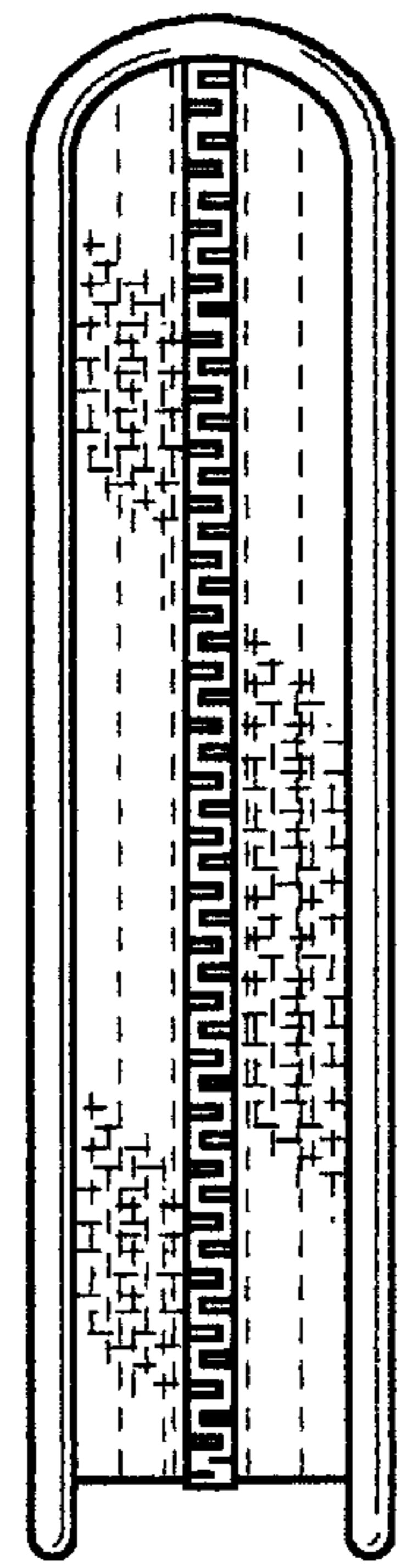


Fig. 5

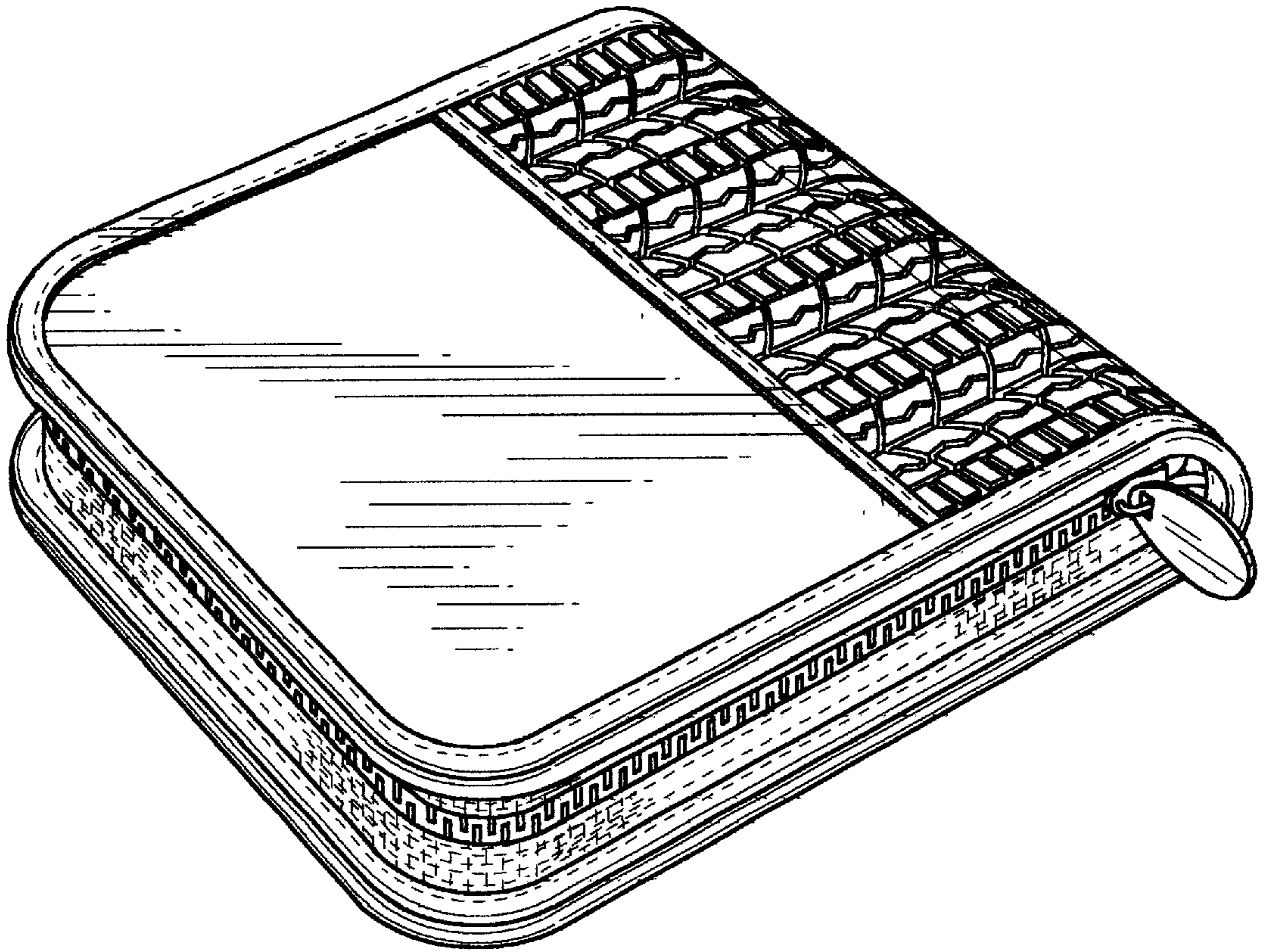


Fig. 7