



US00D471006S

(12) **United States Design Patent**
French

(10) **Patent No.:** **US D471,006 S**

(45) **Date of Patent:** **** Mar. 4, 2003**

(54) **SNOWBOARD CARRY STRAP**

(76) Inventor: **Michael French**, P.O. Box 369 860
West Central St., Franklin, MA (US)
02038

(**) Term: **14 Years**

(21) Appl. No.: **29/138,234**

(22) Filed: **Mar. 9, 2001**

(51) **LOC (7) Cl.** **03-01**

(52) **U.S. Cl.** **D3/221**

(58) **Field of Search** D3/221; 224/250,
224/257, 258, 609, 915, 150, 901, 917;
294/149, 150, 137, 147, 157, 170; 280/814;
D21/774; 441/75

(56) **References Cited**

U.S. PATENT DOCUMENTS

3,377,007	A	*	4/1968	Gayler, Jr.	224/609
4,015,762	A	*	4/1977	Mendillo	294/149
4,724,989	A	*	2/1988	Silberberg	224/609
5,427,291	A	*	6/1995	Smith	224/250
5,460,308	A	*	10/1995	Hahn	224/257
D365,236	S	*	12/1995	Stockwell	D3/221 X
5,660,309	A	*	8/1997	Belanger et al.	224/250
D410,775	S	*	6/1999	Halbot, Jr.	D3/254

* cited by examiner

Primary Examiner—Catherine R. Oliver

(74) *Attorney, Agent, or Firm*—Salter & Michaelson

(57) **CLAIM**

The ornamental design for a snowboard carry strap, as shown and described.

DESCRIPTION

FIG. 1 is a perspective view of a snowboard carry strap showing my new design;

FIG. 2 is an enlarged perspective view thereof broken away at its center portion to indicate additional length;

FIG. 3 is a top plan view of the strap as illustrated in FIG. 2;

FIG. 4 is a bottom plan view of the strap as illustrated in FIG. 2;

FIG. 5 is a side edge view of the strap as illustrated in FIG. 2;

FIG. 6 is an edge view of the opposite side thereof;

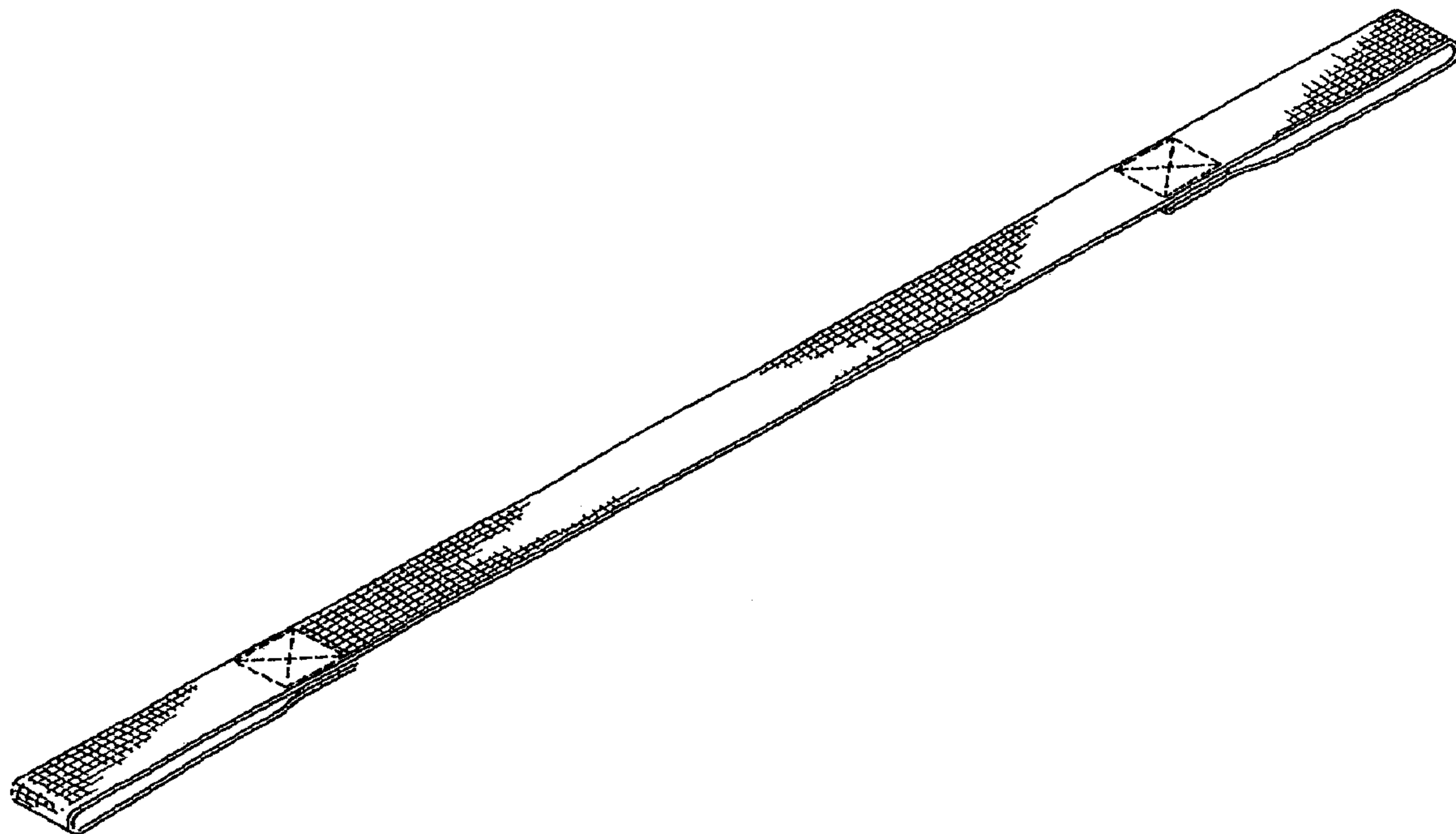
FIG. 7 is an end view thereof;

FIG. 8 is a view of the opposite end thereof; and,

FIG. 9 is a perspective view showing the strap carrying a snowboard.

The parts shown in broken lines in FIG. 9 are for information only, and form no part of the instant design.

1 Claim, 5 Drawing Sheets



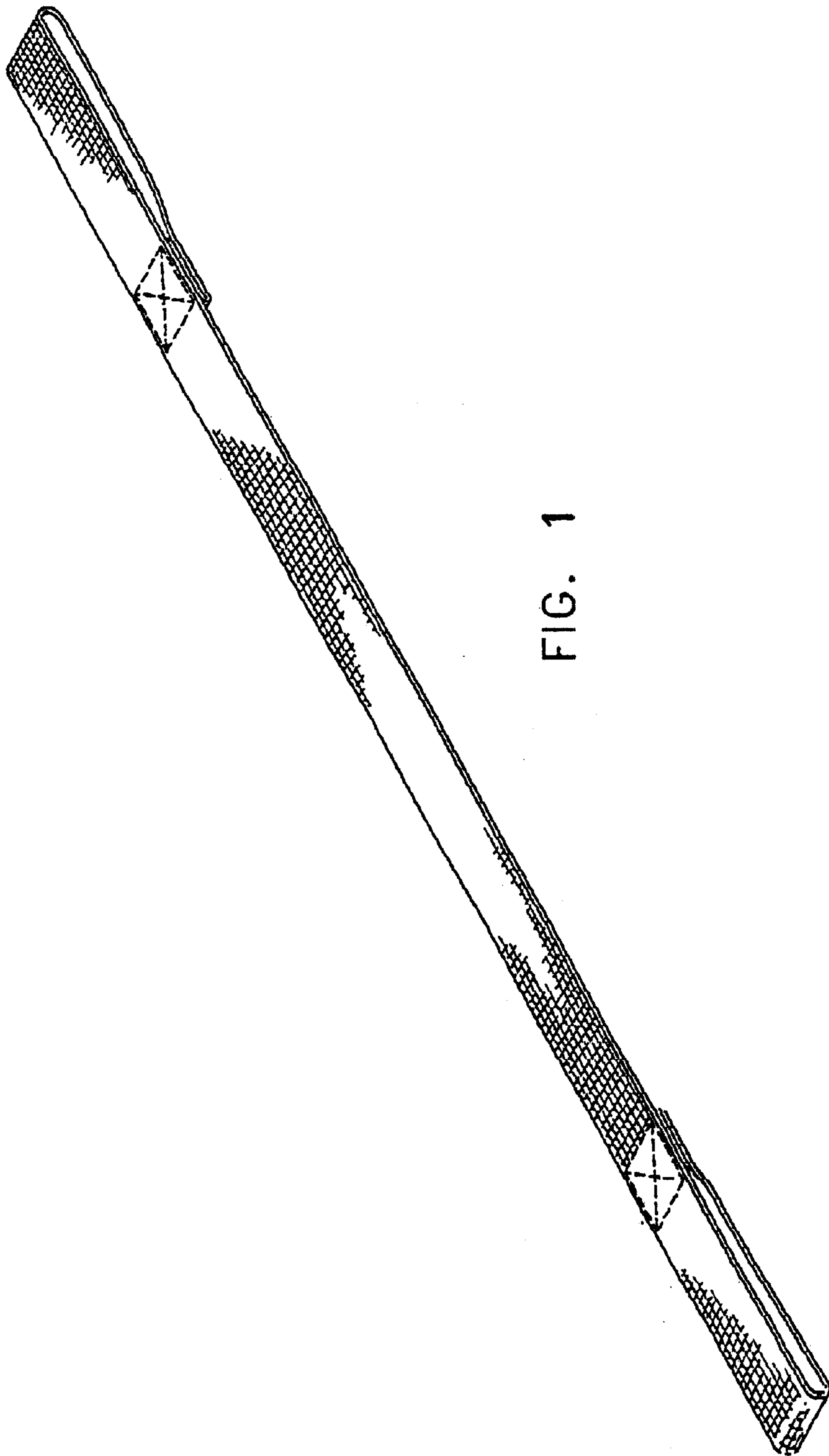


FIG. 1

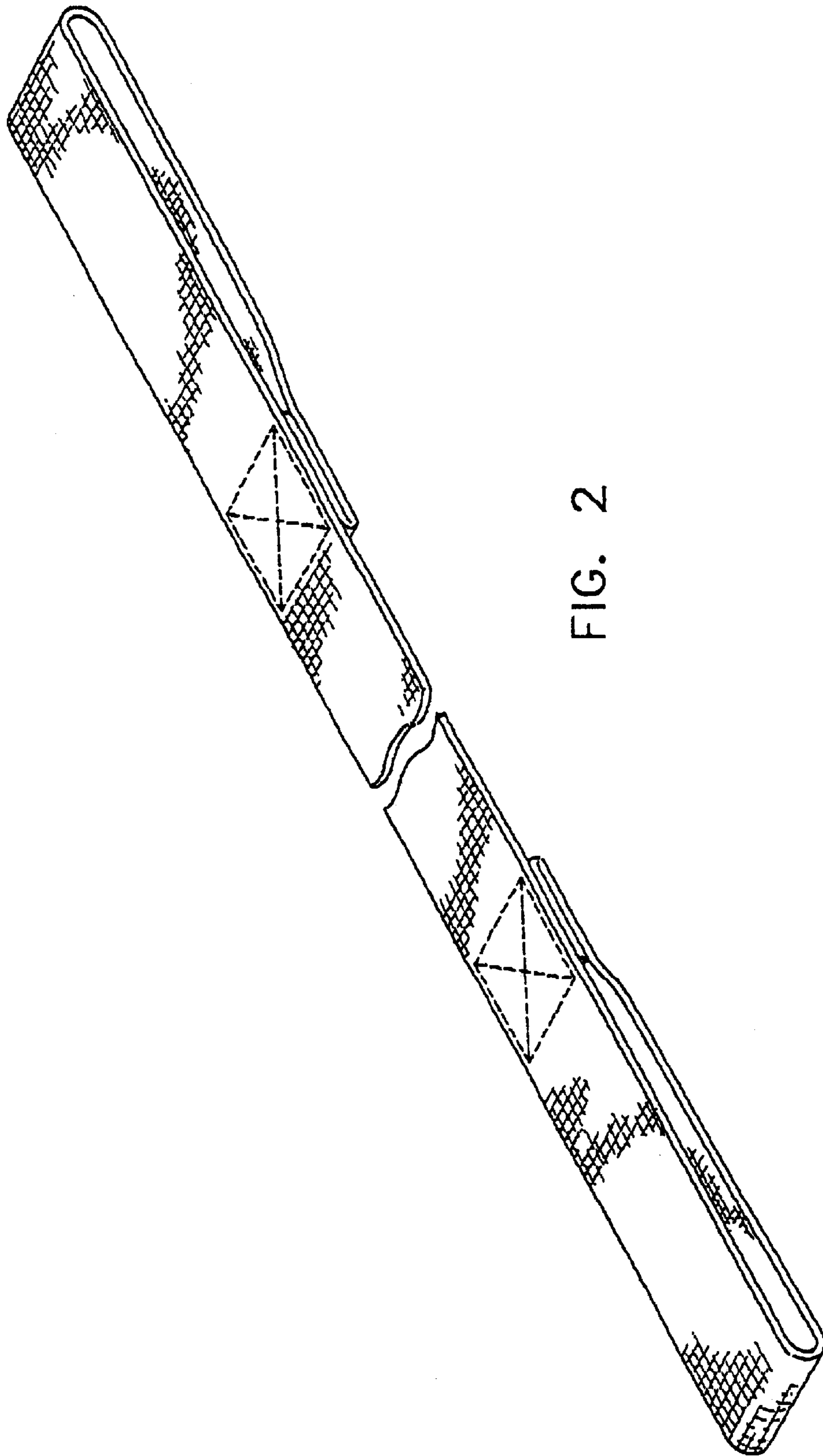


FIG. 2

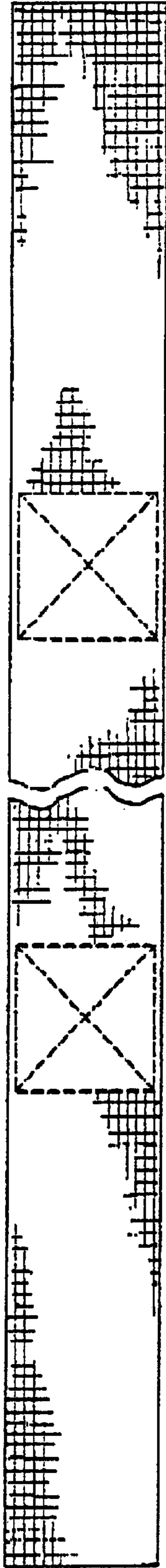


FIG. 3

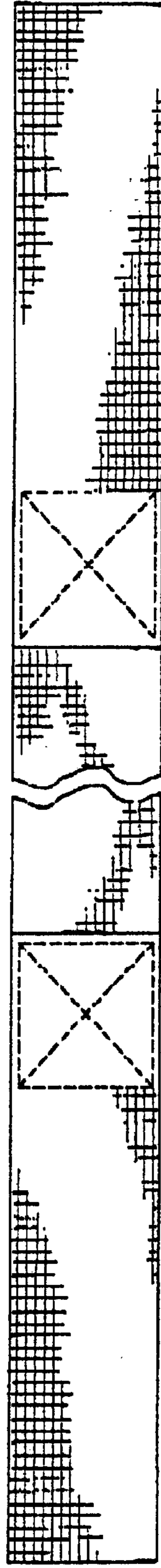


FIG. 4

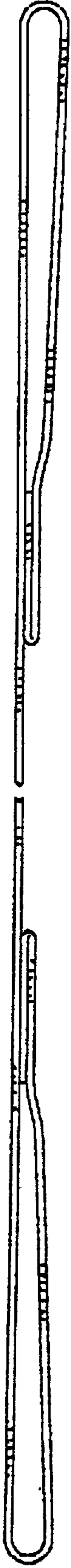


FIG. 5

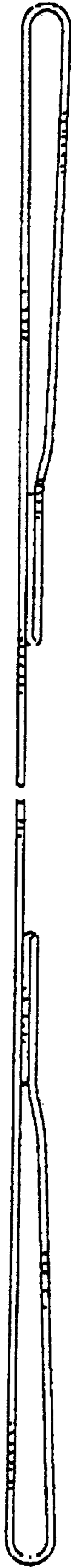


FIG. 6



FIG. 7



FIG. 8

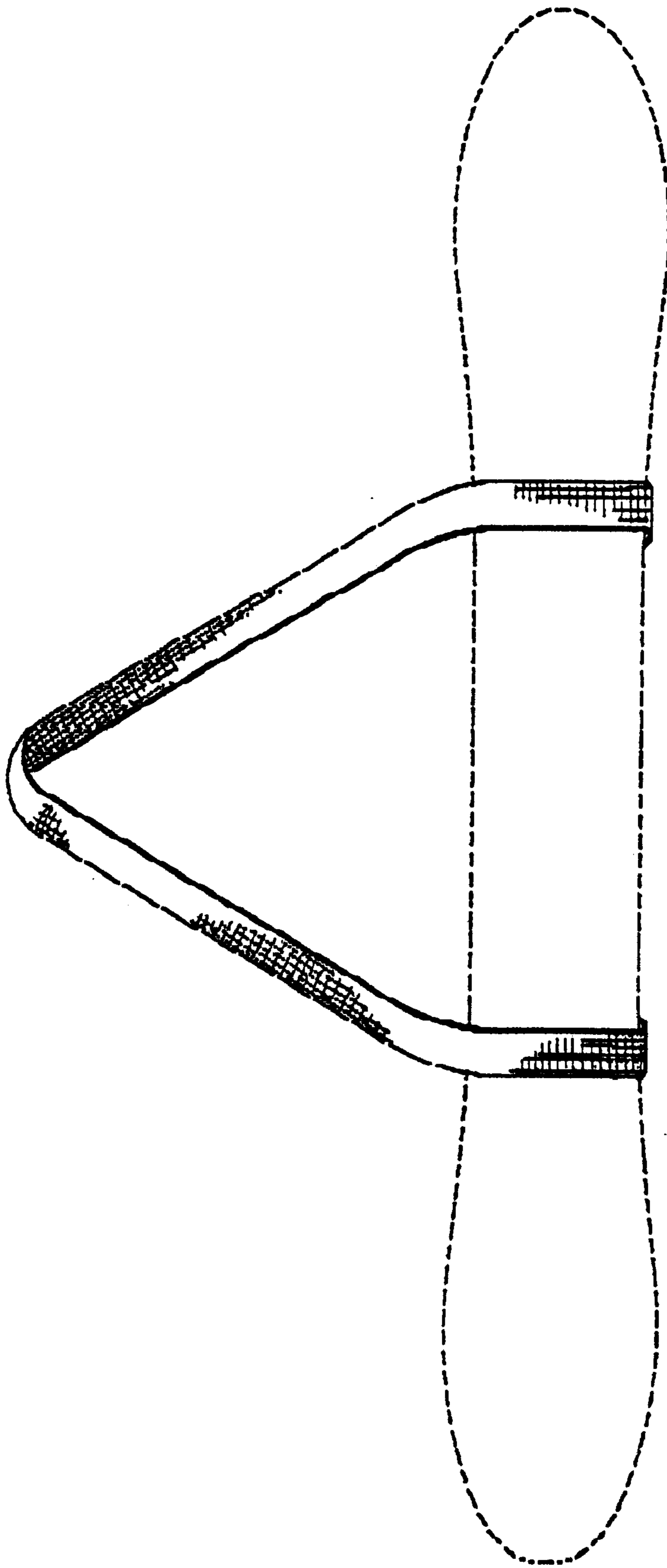


FIG. 9