



US00D471005S

(12) **United States Design Patent**  
**Hastings**

(10) **Patent No.:** **US D471,005 S**

(45) **Date of Patent:** **\*\* Mar. 4, 2003**

(54) **LIGHTER HOLDER**

D458,098 S \* 6/2002 Hastings ..... D8/34

(76) Inventor: **Mark Hastings**, 13145 Madison Ave.,  
Largo, FL (US) 33773

\* cited by examiner

(\*\*) Term: **14 Years**

*Primary Examiner*—Catherine R. Oliver  
(74) *Attorney, Agent, or Firm*—Ronald E. Smith; Smith &  
Hopen, P.A.

(21) Appl. No.: **29/163,558**

(57) **CLAIM**

(22) Filed: **Jul. 8, 2002**

The ornamental design for a lighter holder, as substantially  
shown and described.

(51) **LOC (7) Cl.** ..... **03-01**

(52) **U.S. Cl.** ..... **D3/215**

(58) **Field of Search** ..... D3/215, 218, 219,  
D3/221, 224, 226, 207–210; 24/3.1, 3.6,  
3.11, 3.12, 3.13; 431/253, 254, 343; D8/33–43;  
D27/142, 130

**DESCRIPTION**

FIG. 1 is a front elevational view, including a lighter in  
phantom lines that forms no part of the invention;  
FIG. 2 is a rear elevational view;  
FIG. 3 is a left side view;  
FIG. 4 is a right side view;  
FIG. 5 is a bottom plan view;  
FIG. 6 is a top plan view; and,  
FIG. 7 is a perspective view, including a lighter in phantom  
lines that forms no part of the invention.

(56) **References Cited**

**U.S. PATENT DOCUMENTS**

4,745,661 A \* 5/1988 Wainscott ..... 24/3.13  
5,026,274 A \* 6/1991 Jacob ..... 431/253  
5,864,925 A \* 2/1999 McGee ..... 24/3.11

**1 Claim, 4 Drawing Sheets**

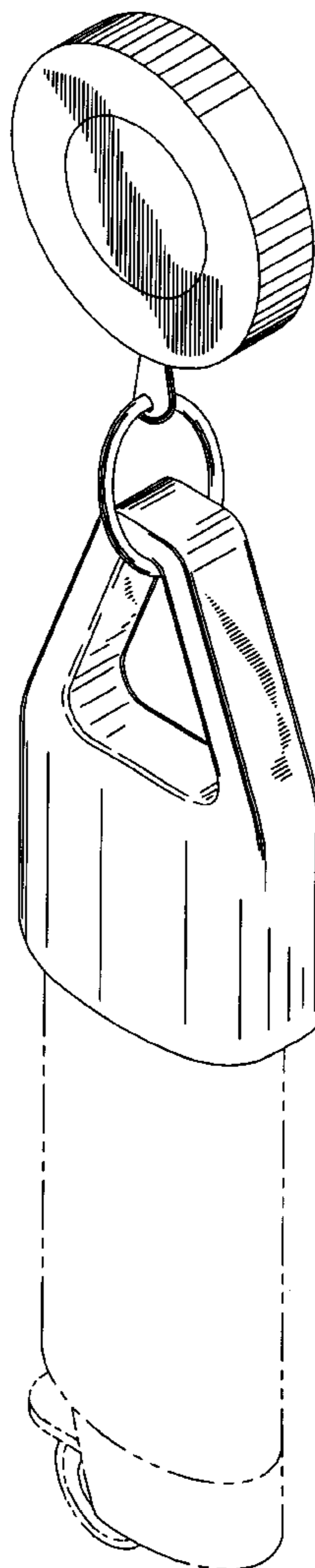


FIG.1

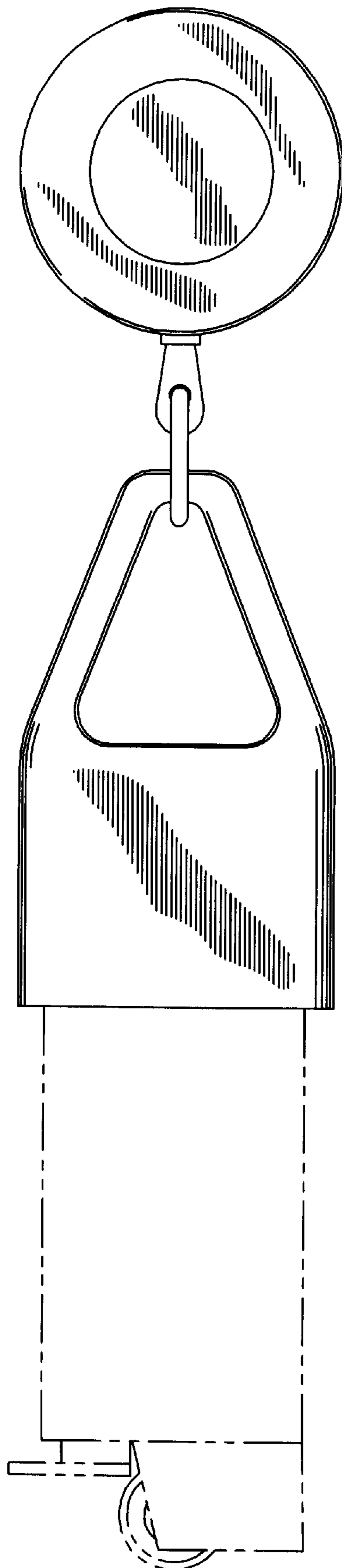


FIG.2

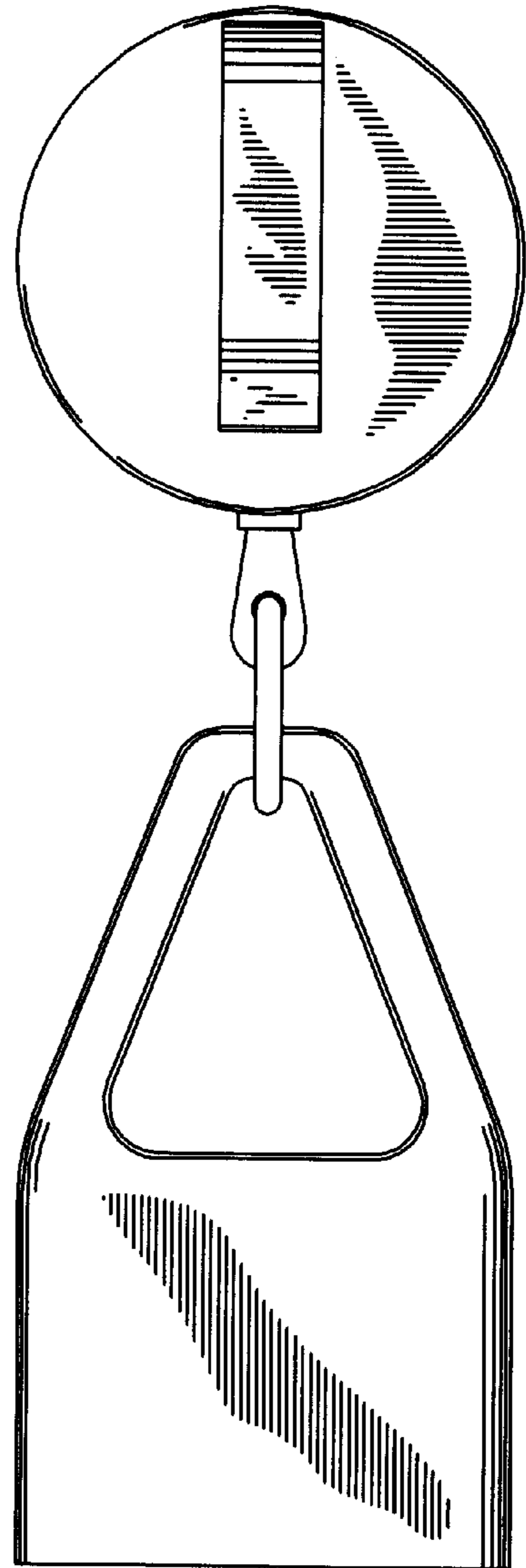


FIG. 3




FIG. 4




FIG. 5

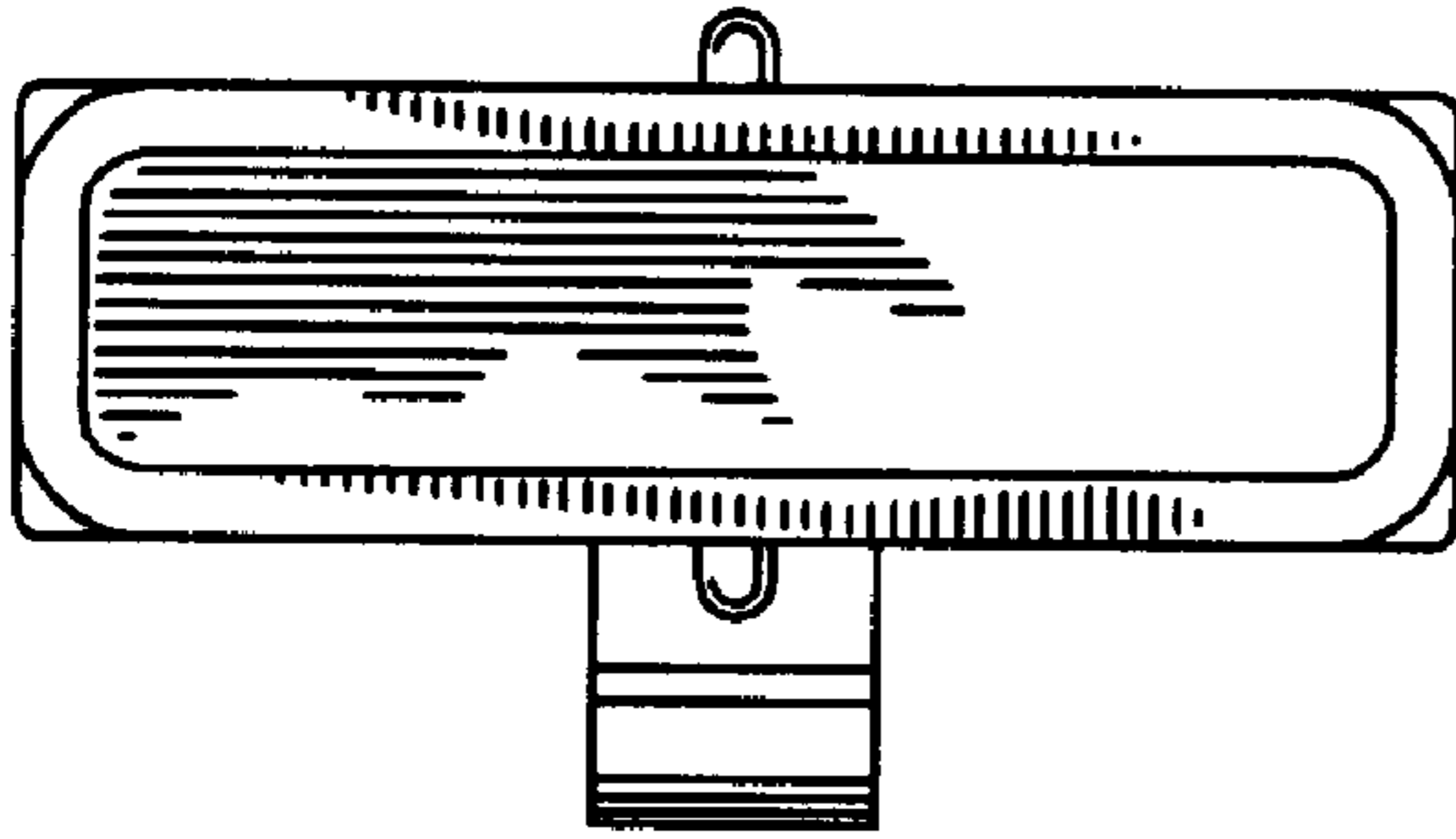


FIG. 6

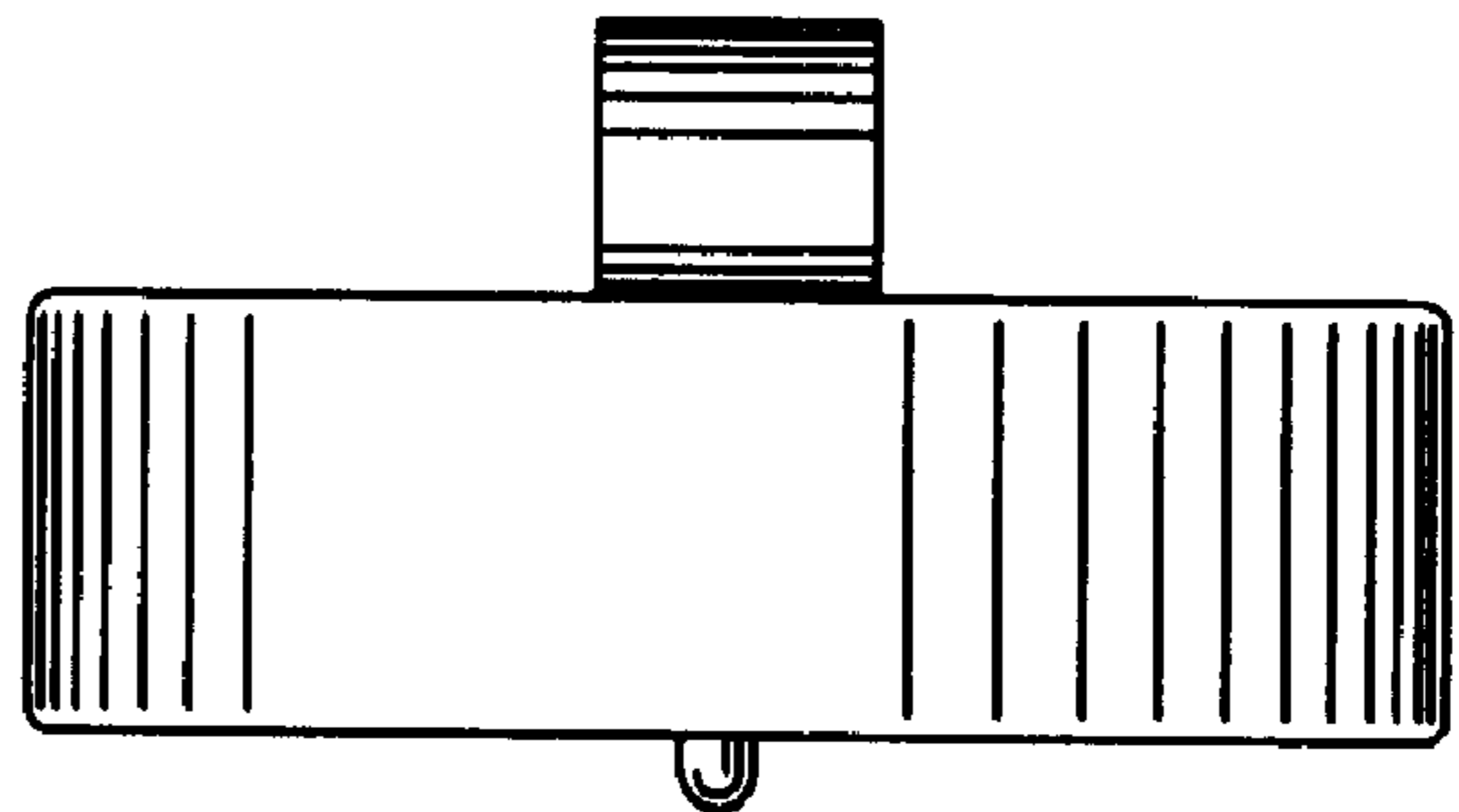


FIG. 7

