



US00D470983S

(12) **United States Design Patent**
Svaldi

(10) **Patent No.:** **US D470,983 S**

(45) **Date of Patent:** **** Feb. 25, 2003**

(54) **DOUBLE DUCT EXTENSION FOR
CLEANING APPLIANCES**

(75) Inventor: **Paolo Svaldi**, Trento (IT)

(73) Assignee: **Gioel Italia '96 S.r.l.**, Trento (IT)

(**) Term: **14 Years**

(21) Appl. No.: **29/152,248**

(22) Filed: **Oct. 30, 2001**

(30) **Foreign Application Priority Data**

Apr. 30, 2001 (IT) RM0100097

(51) **LOC (7) Cl.** **15-05**

(52) **U.S. Cl.** **D32/31**

(58) **Field of Search** D32/17-18, 21-22,
D32/25, 31, 34; 15/320-322, 329, 341,
344, 347, 350-353, 361, 410-411, 377,
323, DIG. 10, 414-422.1; 285/7, 302; 174/47

(56) **References Cited**

U.S. PATENT DOCUMENTS

D217,285 S * 4/1970 Anderson D32/31

4,079,965 A * 3/1978 Moughty et al. 285/7
5,836,620 A * 11/1998 Wang et al. 285/7
6,148,474 A * 11/2000 Ohara et al. 15/377
D453,866 S * 2/2002 Nighy et al. D32/31

* cited by examiner

Primary Examiner—Ruth McInroy

(74) *Attorney, Agent, or Firm*—Samuels, Gauthier & Stevens


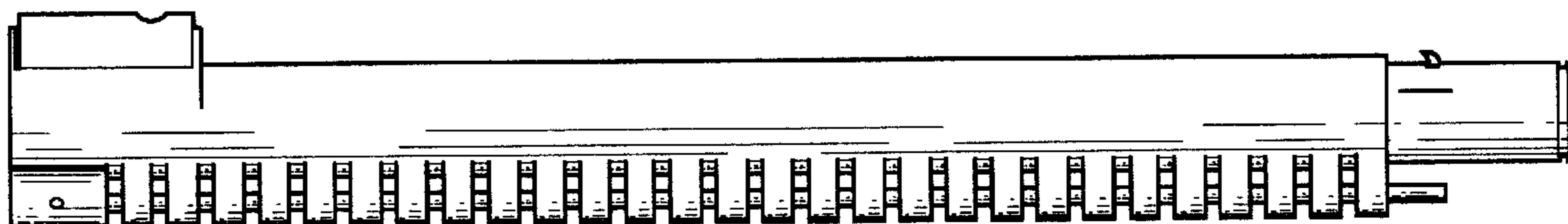
(57) **CLAIM**

Double duct extension for cleaning appliances, as shown and described.

DESCRIPTION

FIG. 1 is an enlarged front view of a double duct extension for cleaning appliances showing my new design; FIG. 2 is an enlarged rear view of the extension of FIG. 1; FIG. 3 is a right side view of the extension of FIG. 1; FIG. 4 is a left side view of the extension of FIG. 1; FIG. 5 is a top plan view of the extension of FIG. 1; FIG. 6 is a bottom plan view of the extension of FIG. 1; and, FIG. 7 is a front right upper perspective view of the extension of FIG. 1.

1 Claim, 7 Drawing Sheets



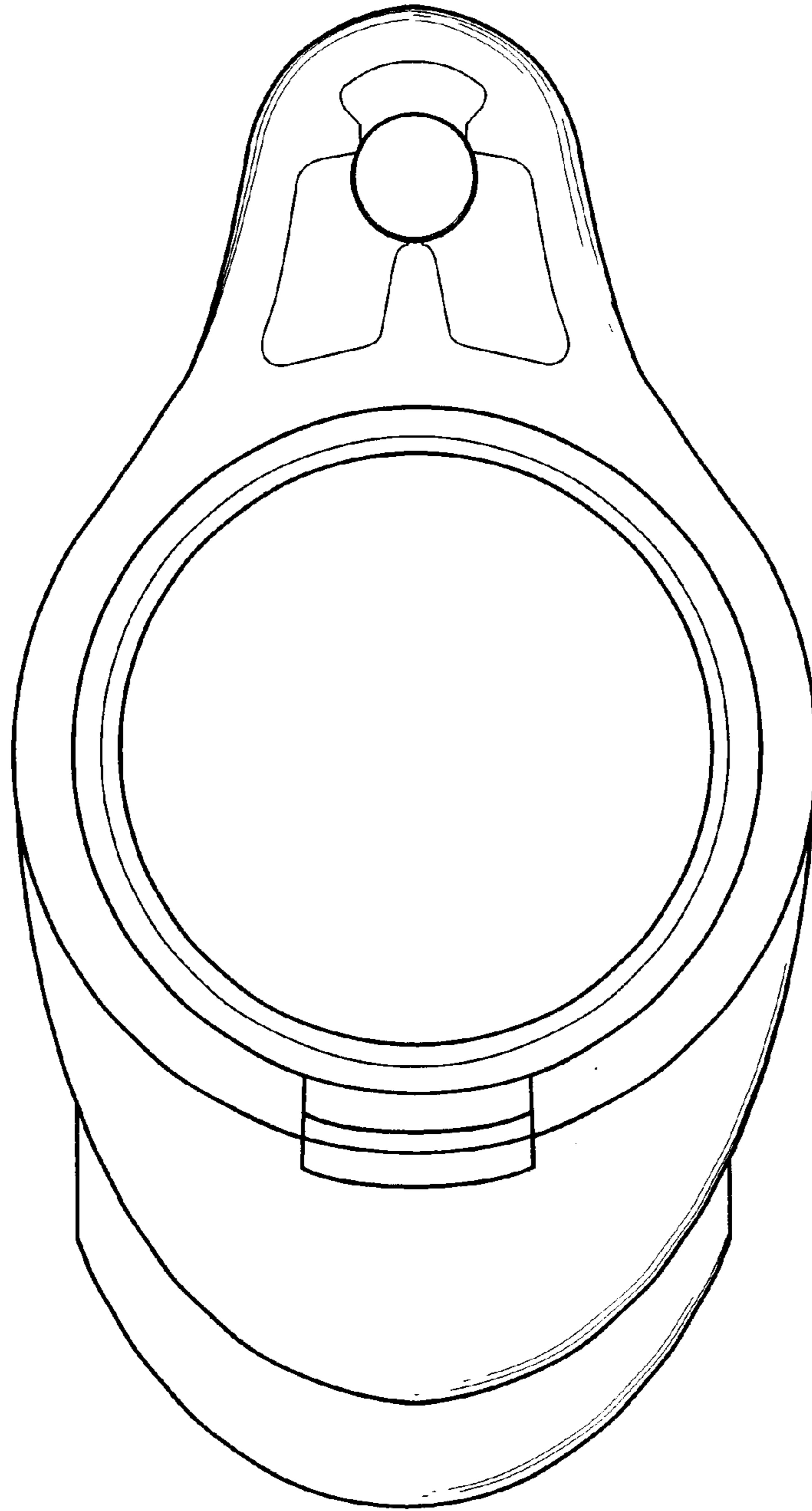


Fig. 1

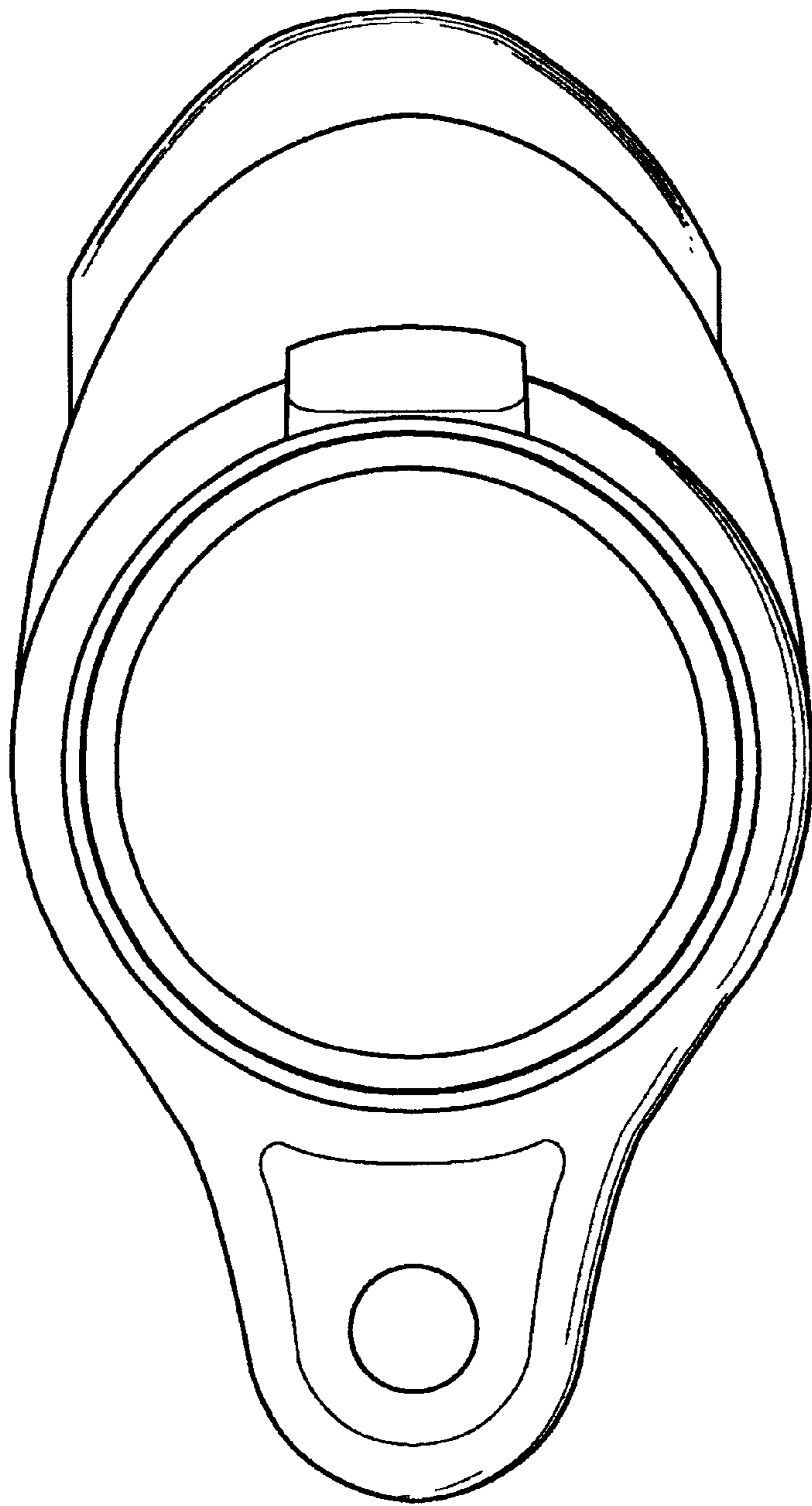


Fig. 2

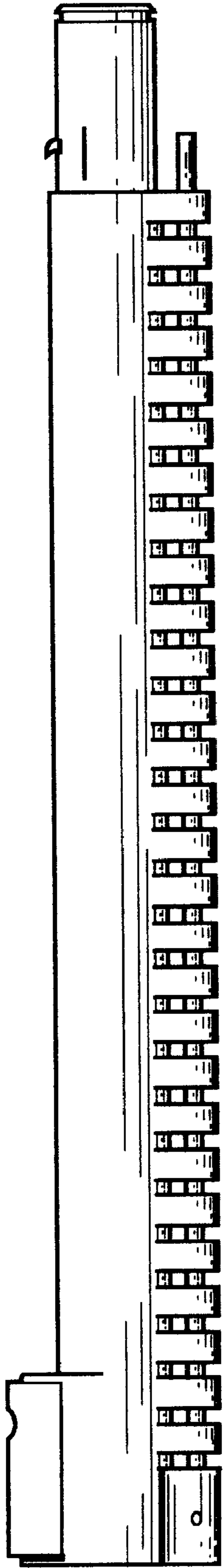


Fig. 3

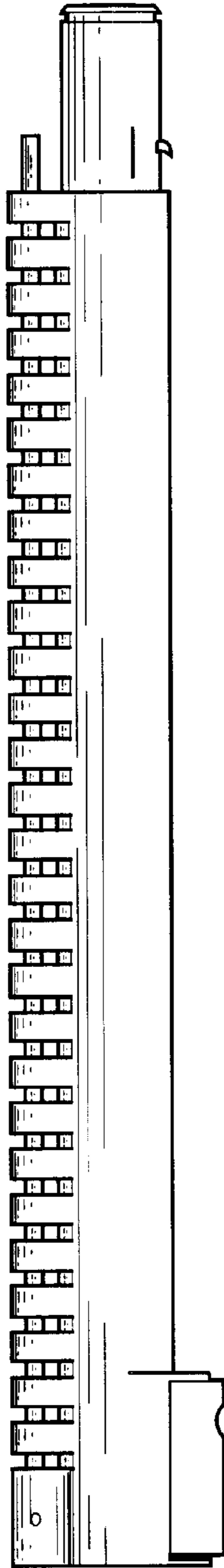


Fig. 4




Fig. 5

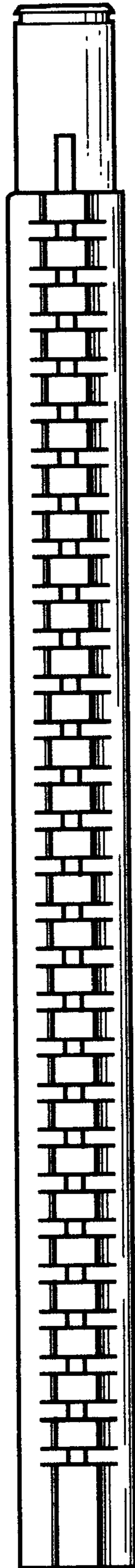


Fig. 6

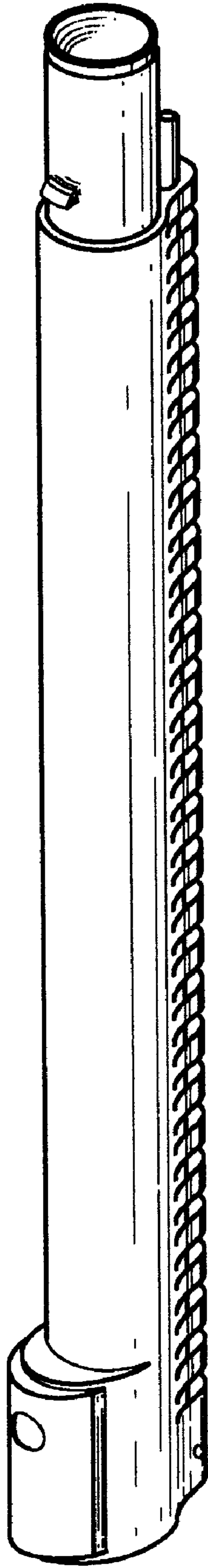


Fig. 7