



US00D470975S

(12) **United States Design Patent**  
**Rizzuto, Jr.**

(10) **Patent No.:** **US D470,975 S**

(45) **Date of Patent:** **\*\* Feb. 25, 2003**

(54) **HAIR DRYER**

D456,562 S 4/2002 Micinilio et al.  
D456,943 S 5/2002 Micinilio et al.

(75) Inventor: **Leandro Rizzuto, Jr.**, Sheridan, WY  
(US)

**FOREIGN PATENT DOCUMENTS**

(73) Assignee: **Conair CIP, Inc.**, Stamford, CT (US)

XH DM/029 268 \* 4/1994

(\*\*) Term: **14 Years**

**OTHER PUBLICATIONS**

(21) Appl. No.: **29/156,972**

Modern Salon, Mar., 1987, p. 150, "Umberto" hair dryer #1700.\*

(22) Filed: **Mar. 11, 2002**

Hong Kong Enterprise, Jun., 1995, p. 460, hair dryer PT-25.\*

(51) **LOC (7) Cl.** ..... **28-03**

\* cited by examiner

(52) **U.S. Cl.** ..... **D28/13**

(58) **Field of Search** ..... D28/13, 16, 12,  
D28/15; 34/96-101; 392/380, 383, 384,  
385

*Primary Examiner*—Lucy Lieberman  
(74) *Attorney, Agent, or Firm*—Ohlandt, Greeley, Ruggiero & Perle L.L.P.

(56) **References Cited**

(57) **CLAIM**

**U.S. PATENT DOCUMENTS**

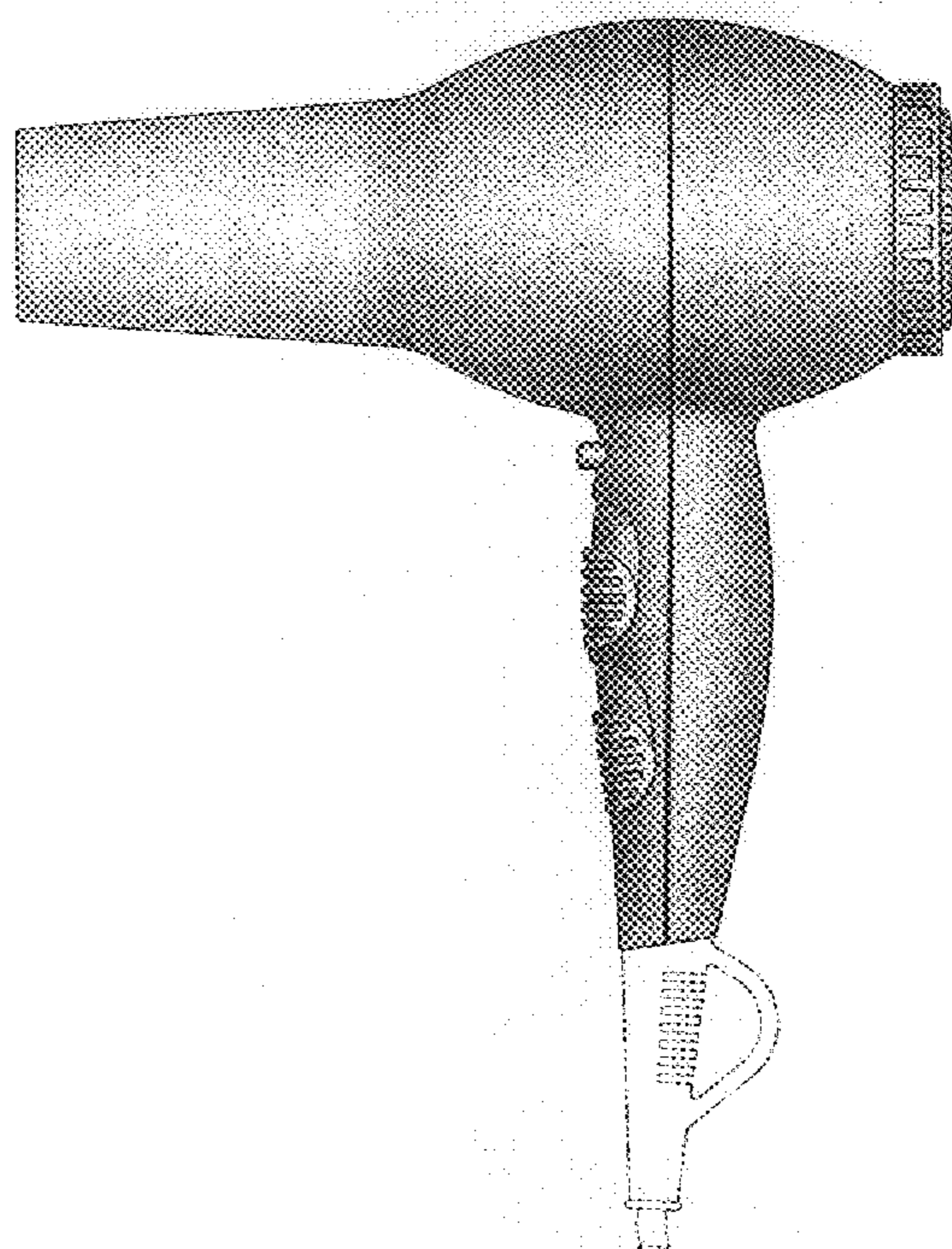
The ornamental design for a hair dryer, as shown and described.

3,978,314 A *	8/1976	Shimizu	34/97
4,479,311 A *	10/1984	Bianco	34/96
D276,941 S	12/1984	Stansbury, Jr.	
4,711,988 A *	12/1987	Thaler et al.	34/97
D323,039 S	1/1992	Lerner	
D325,794 S	4/1992	Lerner	
D350,217 S	8/1994	Rizzuto, Jr.	
D359,579 S	6/1995	Mattis	
D367,128 S *	2/1996	Rizzuto	D28/13
D412,219 S	7/1999	Goetschi	
D422,114 S	3/2000	Gudefin	
D428,528 S	7/2000	Deguines	
D432,716 S	10/2000	Goetschi	
6,285,828 B1 *	9/2001	Cafaro	392/385
D455,858 S	4/2002	Micinilio et al.	
D455,859 S *	4/2002	Lai	D28/13

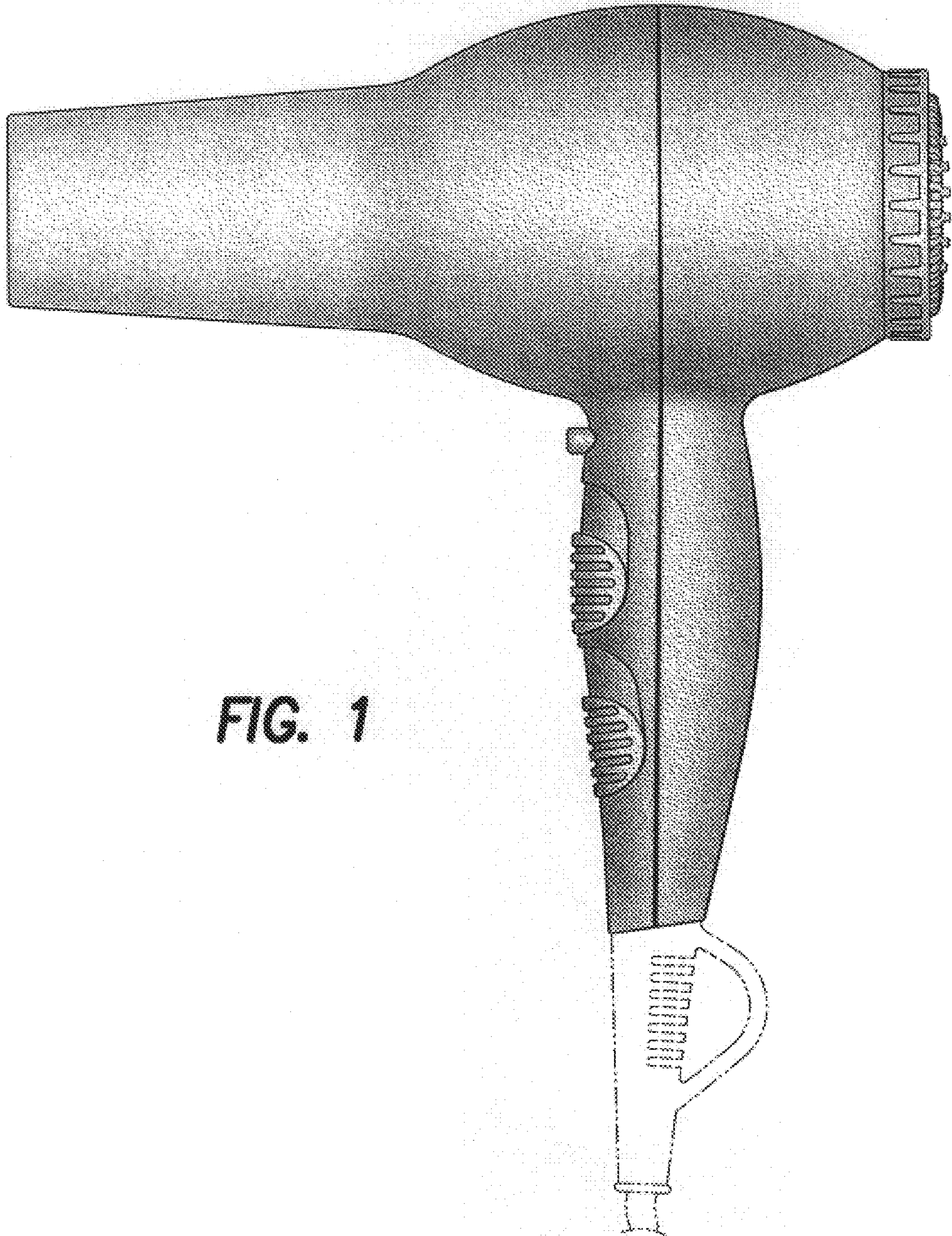
**DESCRIPTION**

FIG. 1 is a first side view of a hair dryer according to the present invention;  
FIG. 2 is a second side view, rotated ninety degrees from the first side view, of the hair dryer of FIG. 1;  
FIG. 3 is a third side view, opposite the second side view, of the hair dryer of FIG. 1; and,  
FIG. 4 is a top view of the hair dryer of FIG. 1.  
The broken lines shown in FIGS. 1, 2 and 3 are for illustrative purposes only and do not form part of the claimed design.

**1 Claim, 3 Drawing Sheets**

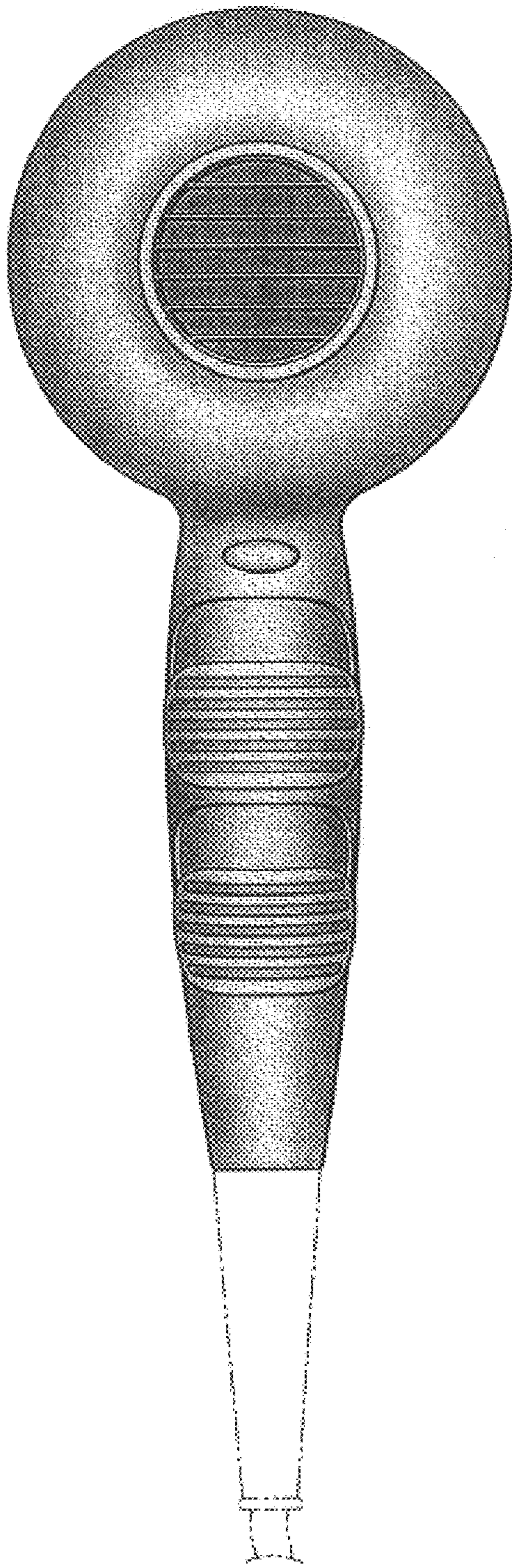




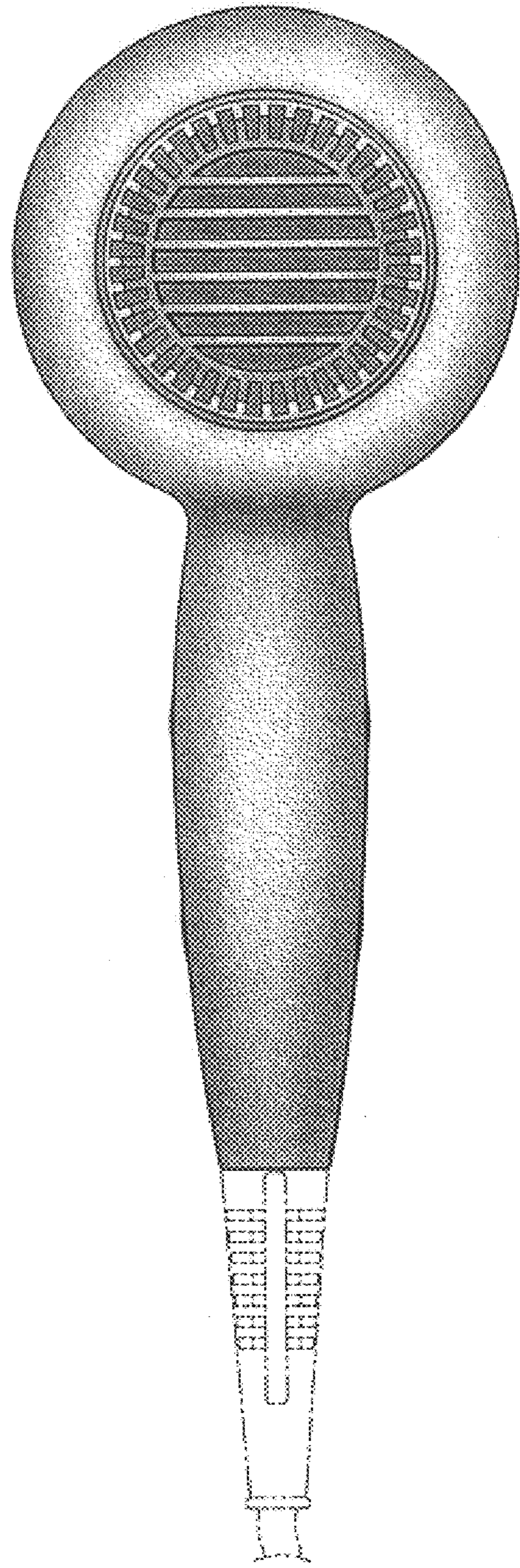


**FIG. 1**





**FIG. 2**



**FIG. 3**



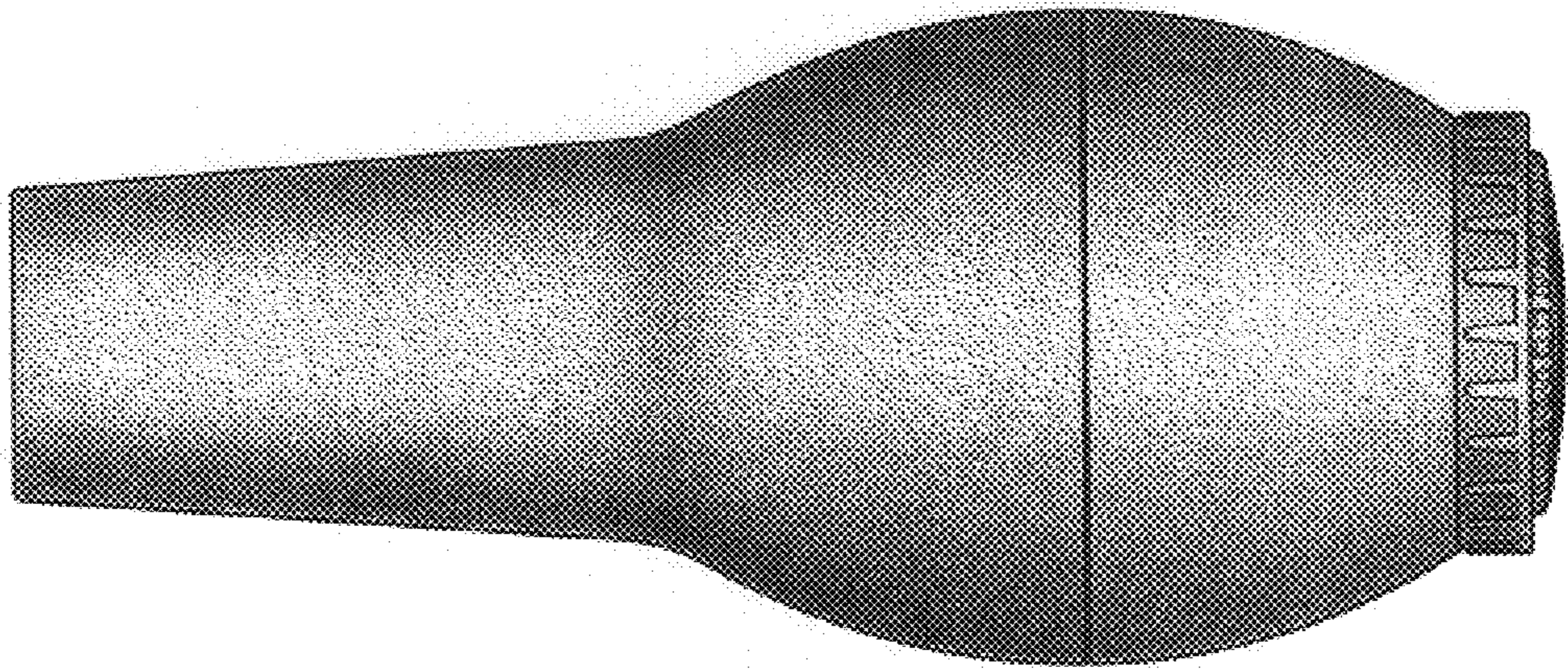


FIG. 4