



US00D470957S

(12) **United States Design Patent**  
**Suzuki**

(10) **Patent No.:** **US D470,957 S**

(45) **Date of Patent:** **\*\* Feb. 25, 2003**

(54) **REAR COMBINATION LAMP FOR AN  
AUTOMOBILE**

D459,506 S \* 6/2002 Horowitz ..... D26/28

**OTHER PUBLICATIONS**

(75) Inventor: **Eishi Suzuki**, Tokyo (JP)  
(73) Assignee: **Toyota Jidosha Kabushiki Kaisha** (JP)  
(\*\*) Term: **14 Years**

2001 Ford F-150, Brochure of Ford F-150, 2001, p. 10.  
1998 Ford F-150, Internet F-150 Online Photo Gallery,  
1998  
1997 Harrier, Brochure of HARRIER, Dec. 1997.

\* cited by examiner

(21) Appl. No.: **29/161,364**  
(22) Filed: **May 28, 2002**

*Primary Examiner*—Marcus A. Jackson  
(74) *Attorney, Agent, or Firm*—SAIDMAN DesignLaw  
Group

(30) **Foreign Application Priority Data**

Feb. 5, 2002 (JP) ..... 2002-002693

(51) **LOC (7) Cl.** ..... **26-04**  
(52) **U.S. Cl.** ..... **D26/28**  
(58) **Field of Search** ..... D26/28-36; 362/61,  
362/66, 80, 81, 82, 83, 326, 327, 328, 330-340,  
367

(57) **CLAIM**

The ornamental design for a rear combination lamp for an  
automobile, as shown and described.

**DESCRIPTION**

(56) **References Cited**  
**U.S. PATENT DOCUMENTS**

FIG. 1 is a perspective view of a rear combination lamp for  
an automobile showing my new design;  
FIG. 2 is a side view thereof;  
FIG. 3 is a front view thereof; and,  
FIG. 4 is a top view thereof.

D458,398 S \* 6/2002 Horowitz ..... D26/28

**1 Claim, 2 Drawing Sheets**





FIG. 1




FIG. 2




FIG. 3




FIG. 4