



US00D470956S

(12) **United States Design Patent**
Horowitz

(10) **Patent No.:** **US D470,956 S**

(45) **Date of Patent:** **** Feb. 25, 2003**

(54) **LENS ASSEMBLY FOR HEADLAMP**

(76) Inventor: **Brian A. Horowitz**, 252 Granite St.,
Corona, CA (US) 92879

(**) Term: **14 Years**

(21) Appl. No.: **29/159,562**

(22) Filed: **Apr. 23, 2002**

Related U.S. Application Data

(63) Continuation of application No. 29/146,833, filed on Aug. 16, 2001, now Pat. No. Des. 458,397.

(51) **LOC (7) Cl.** **26-06**

(52) **U.S. Cl.** **D26/28**

(58) **Field of Search** D26/28-36, 120,
D26/122; 362/61, 80, 81, 82, 83, 83.4,
267, 269, 275

(56) **References Cited**

U.S. PATENT DOCUMENTS

D382,857 S	8/1997	Kaloustian
D388,200 S	12/1997	Tomforde et al.
D388,697 S	1/1998	Tomforde et al.
D389,256 S	1/1998	Sacco et al.
D396,310 S	7/1998	Sacco et al.
D399,983 S	10/1998	Cadotle et al.
D406,910 S	3/1999	Bangle
D409,772 S	5/1999	Bangle
D412,214 S	7/1999	Helumenek
D412,587 S	8/1999	Bangle
D413,400 S	8/1999	Bangle
D416,638 S	11/1999	Horbury et al.
D427,363 S	6/2000	Sacco et al.
D429,353 S	8/2000	Pfeiffer
D439,995 S	4/2001	Nakazawa et al.
D440,331 S	4/2001	Nakazawa et al.
6,243,008 B1	6/2001	Korabiak
D448,098 S	9/2001	Horowitz
D448,869 S	10/2001	Horowitz
D449,123 S	10/2001	Horowitz
D449,898 S	10/2001	Horowitz
6,296,382 B1	10/2001	Hamelbeck

D450,142 S	11/2001	Horowitz	
D458,397 S	* 6/2002	Horowitz D26/28
D458,398 S	* 6/2002	Horowitz D26/28
D461,919 S	* 8/2002	Horowitz D26/28

OTHER PUBLICATIONS

Advertisement—Sillen Sports Cars from Sport Compact Car, vol. 13, No. 03, pp 58–59. Mar. 2001.

Three photographs of rear view of Ford truck, prior to Jul. 25, 2001.

Three photographs of rear view of Acura Integra automobile, prior to Jul. 25, 2001.

(List continued on next page.)

Primary Examiner—Marcus A. Jackson

(74) *Attorney, Agent, or Firm*—Knobbe Martens Olson & Bear LLP

(57) **CLAIM**

The ornamental design for a lens assembly for headlamp, as shown and described.

DESCRIPTION

FIG. 1 is a left side perspective view of the lens assembly for headlamp of the present design;

FIG. 2 is a left side perspective view of the lens assembly for headlamp of FIG. 1, showing the cover of the lens assembly for headlamp removed;

FIG. 3 is a front elevational view of the lens assembly for headlamp of FIG. 1;

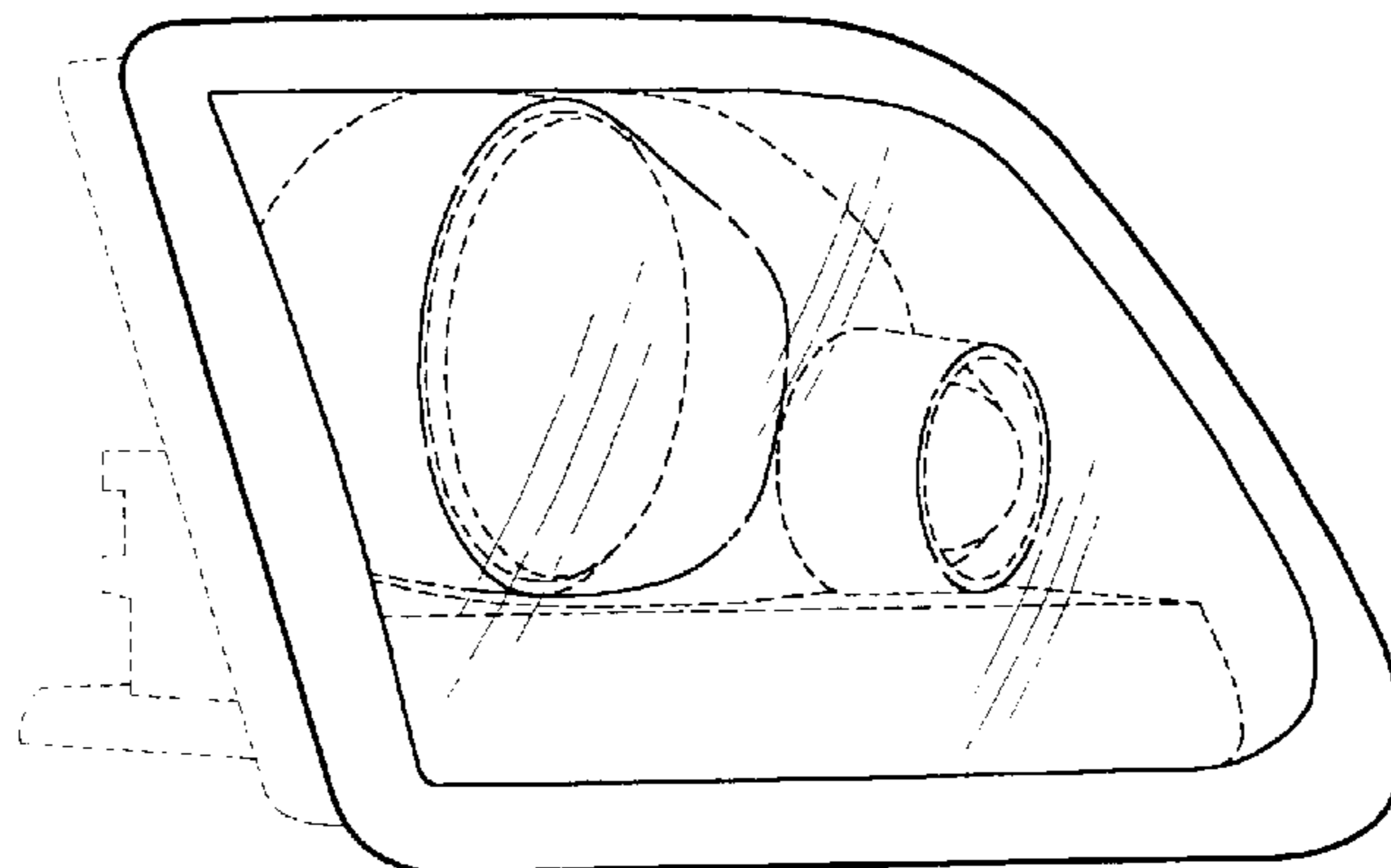
FIG. 4 is a left side elevational view of the lens assembly for headlamp of FIG. 1;

FIG. 5 is a top plan view of the lens assembly for headlamp of FIG. 1; and,

FIG. 6 is a left side perspective view of the lens assembly for headlamp of FIG. 1, showing the lens assembly for headlamp installed on a vehicle.

Phantom lining, where used, is for illustrative purposes only and is not intended to limit the claimed design to the features shown in phantom.

1 Claim, 4 Drawing Sheets



OTHER PUBLICATIONS

Three photographs of rear view of Dodge Neon automobile, prior to Jul. 25, 2001.

Three photographs of rear view of Honda Accord automobile, prior to Jul. 25, 2001.

Three photographs of rear view of Honda Civic automobile, prior to Jul. 25, 2001.

Three photographs of rear view of Chevrolet C/K truck, prior to Jul. 25, 2001.

American Products Company 2000 Catalog, p. 7 & 9, published Oct. 21, 1999.

American Products Company 2001 Catalog, p. 8-13 & 15, published Oct. 10, 2000.

Promotional material from Sigma Polyurethane International, prior to Jul. 25, 2001.

Toucan Industries, Inc. 2001 Catalog, p. 25, prior to Oct. 30, 2000.

Photograph of front $\frac{3}{4}$ view of 2000 Ford F-150 truck, prior to Aug. 16, 2001.

Three photographs of rear view of Chevy S-10 truck, prior to Jul. 25, 2001.

* cited by examiner

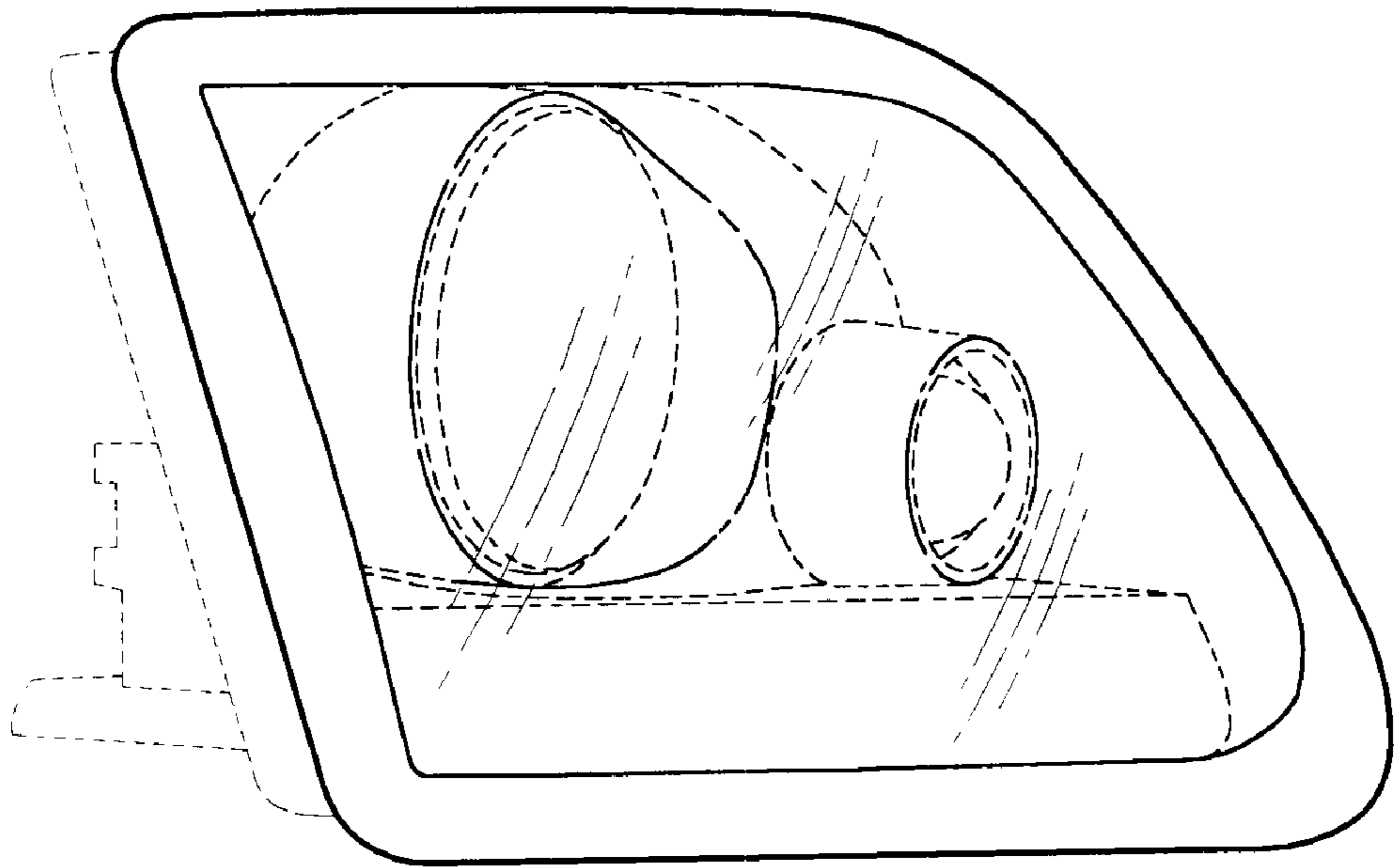


FIG. 1

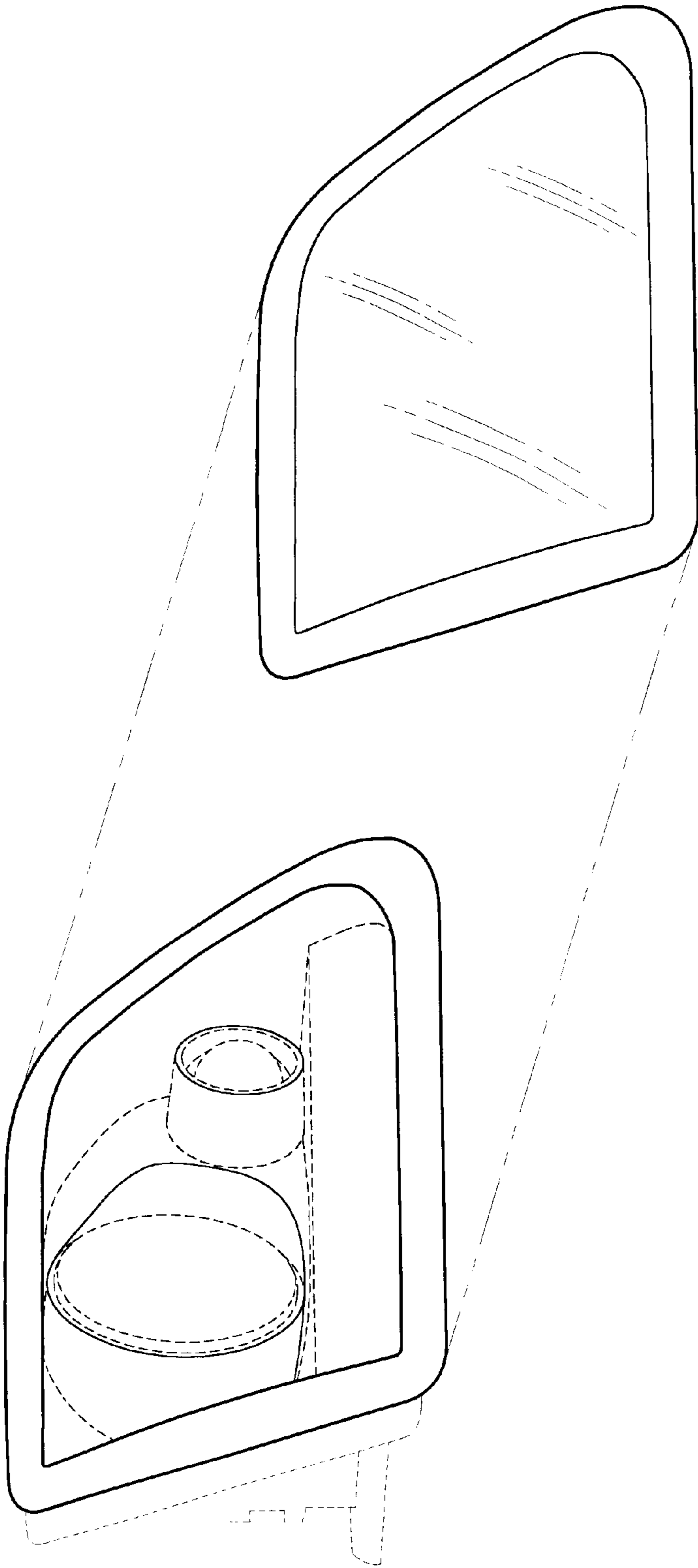


FIG. 2

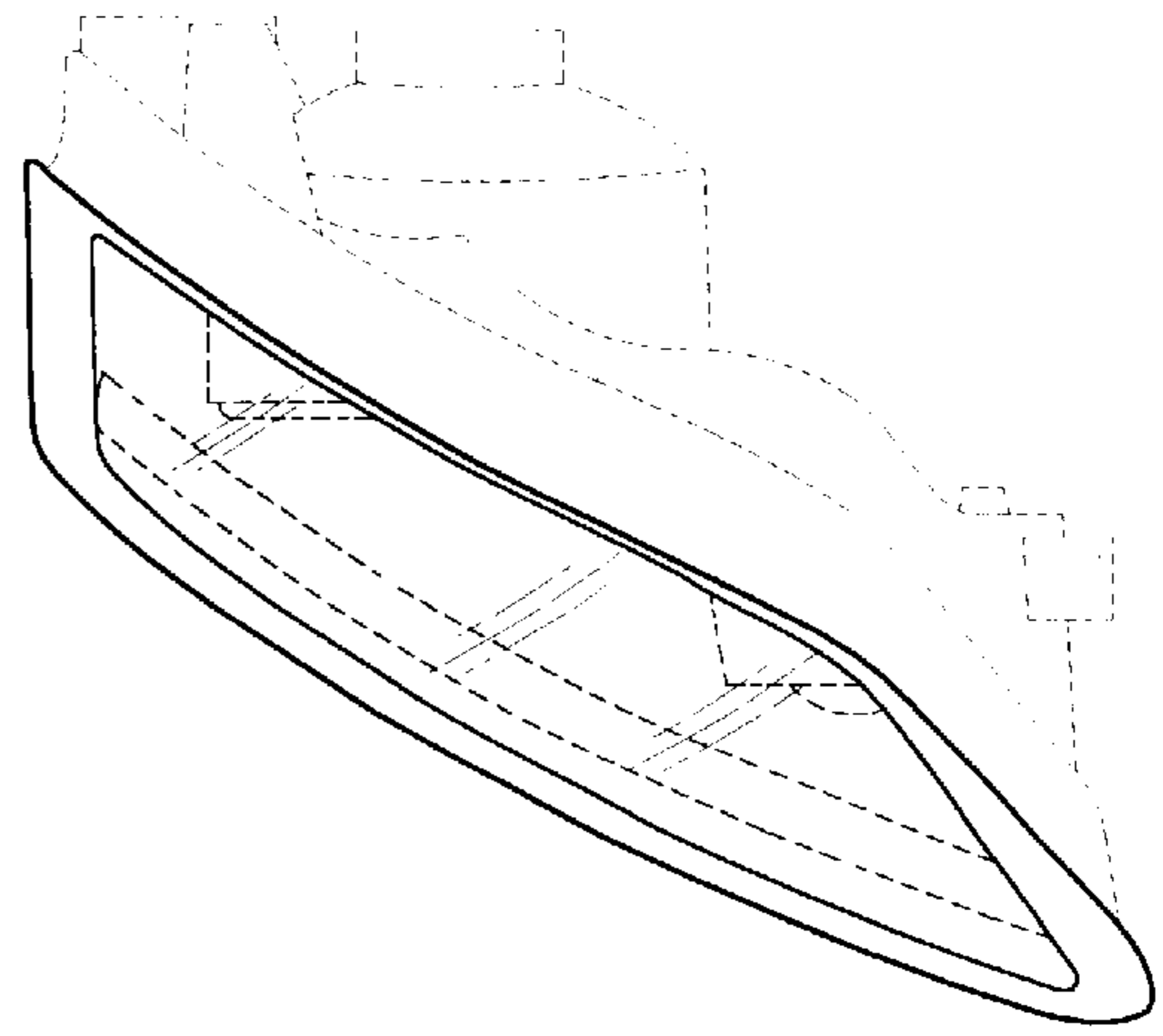


FIG. 5

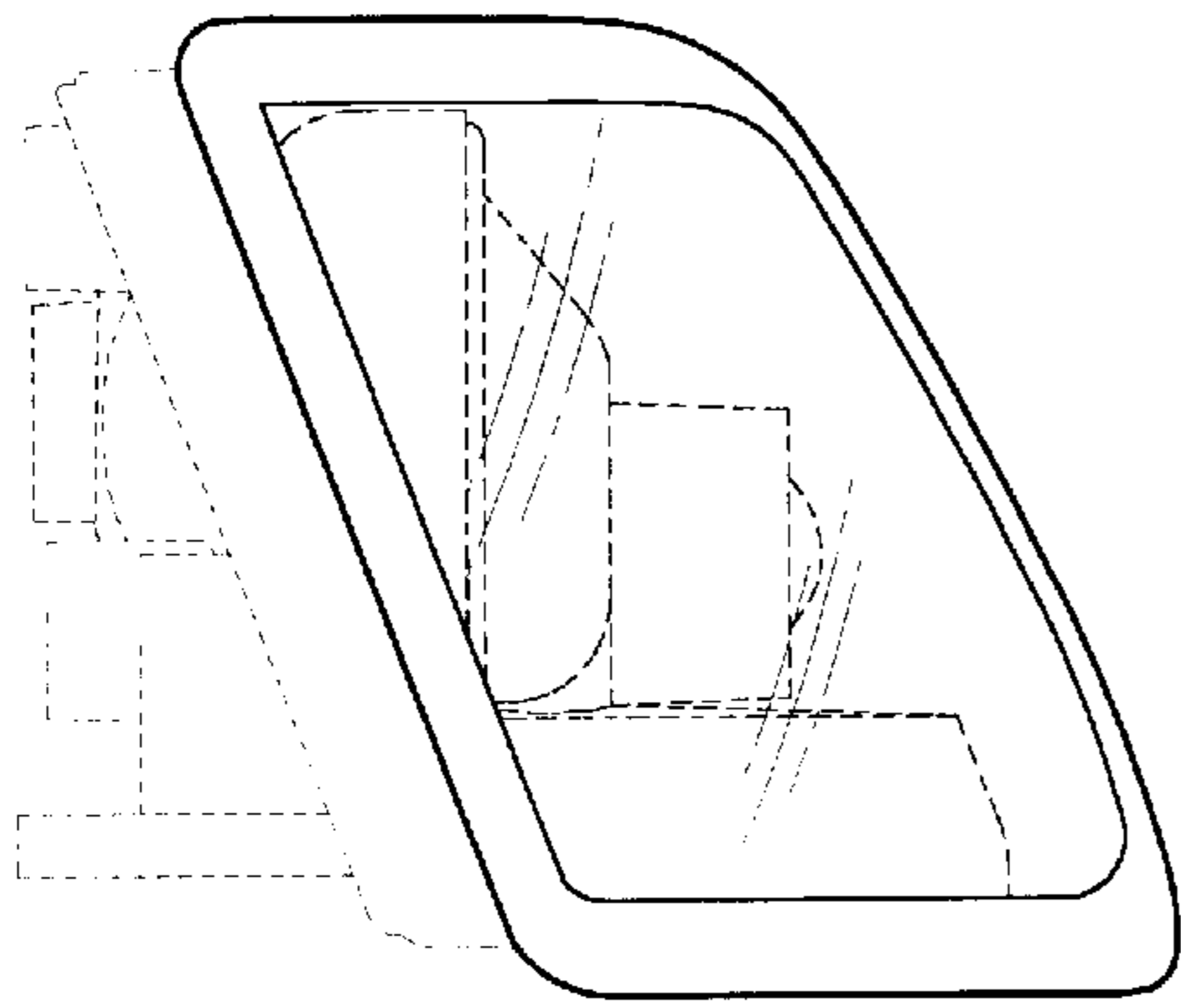


FIG. 4

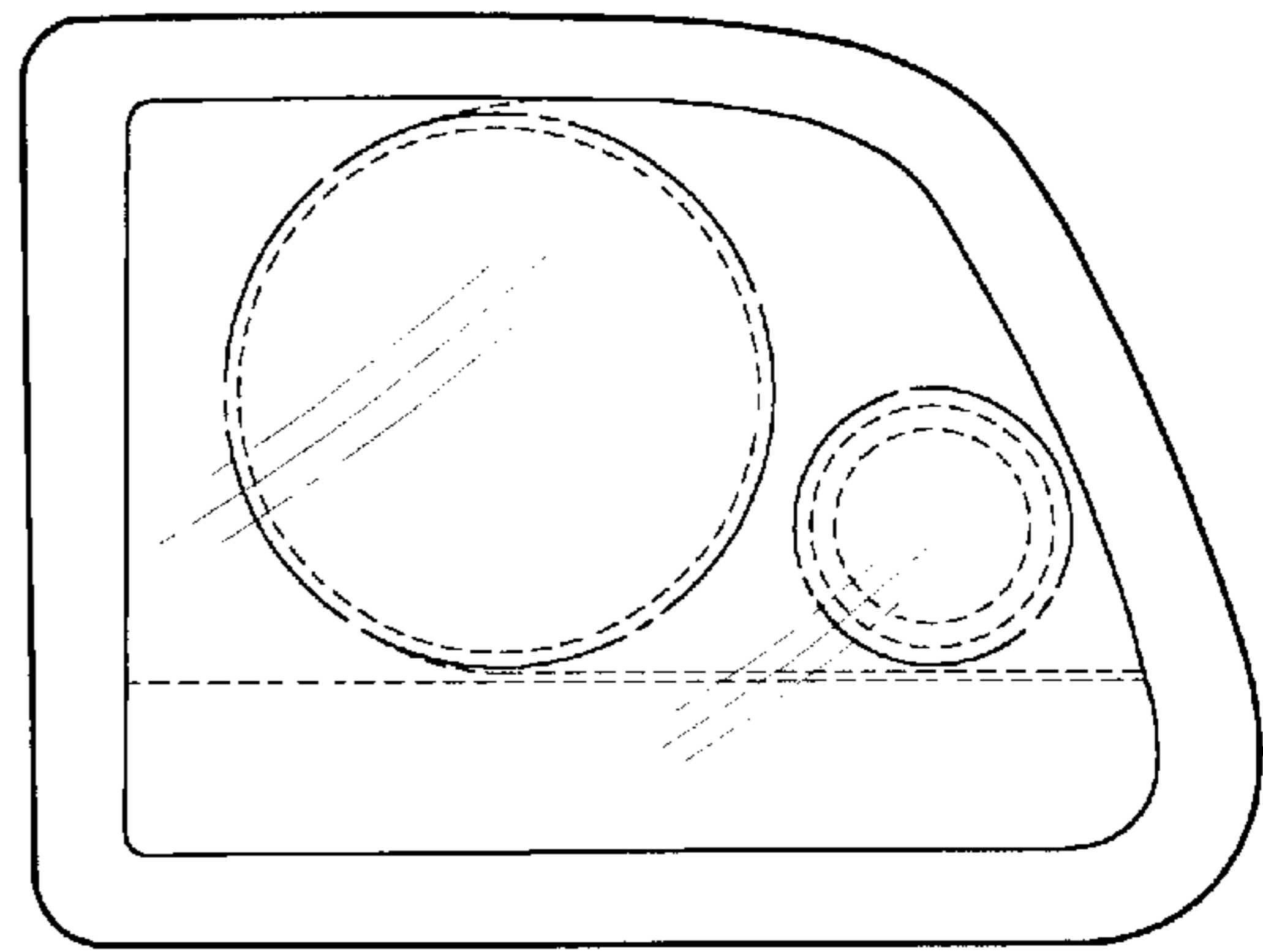


FIG. 3

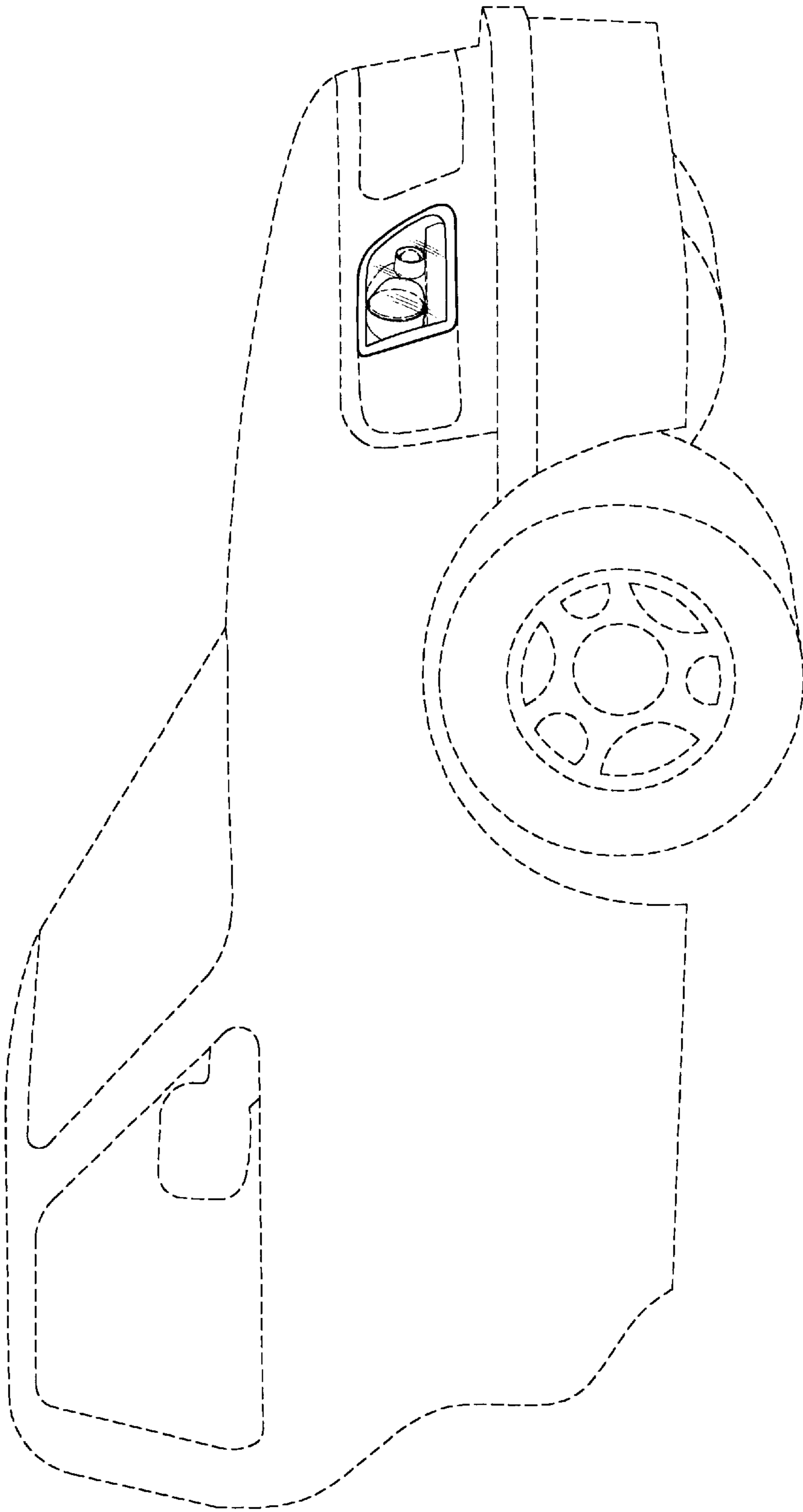


FIG. 6