



US00D470947S

(12) **United States Design Patent**
Hamlin

(10) **Patent No.:** **US D470,947 S**

(45) **Date of Patent:** **** Feb. 25, 2003**

(54) **COMBINATION EXERCISING AND COOLING DEVICE**

(75) **Inventor:** **Lynn Hamlin**, Chappaqua, NY (US)

(73) **Assignee:** **GT Merchandising & Licensing**, New York, NY (US)

(**) **Term:** **14 Years**

(21) **Appl. No.:** **29/161,755**

(22) **Filed:** **Jun. 4, 2002**

(51) **LOC (7) Cl.** **24-04**

(52) **U.S. Cl.** **D24/206**

(58) **Field of Search** D24/206; 607/96, 607/98, 104, 108-112; D21/684, 683

(56) **References Cited**

U.S. PATENT DOCUMENTS

4,592,358 A *	6/1986	Westplate	607/112
D297,343 S	8/1988	Winston	
D297,658 S	9/1988	Winston	
D325,089 S	3/1992	Shaw	
D328,792 S	8/1992	Salmon et al.	
5,165,402 A *	11/1992	McCoy	607/108
D339,838 S	9/1993	Winston	
D342,720 S	12/1993	Zona	
D344,590 S	2/1994	Greene	
D353,892 S	12/1994	Shaw et al.	
D362,702 S	9/1995	Winston	

D381,053 S	7/1997	Bleiweis
D393,719 S	4/1998	Nichols
D405,534 S	2/1999	Hall
D413,367 S	8/1999	Eckmann

OTHER PUBLICATIONS

Photograph of Bollinger weight.

* cited by examiner

Primary Examiner—Stella Reid

(74) *Attorney, Agent, or Firm*—Schweitzer Cornman Gross & Bondell LLP

(57) **CLAIM**

The ornamental design for a combination exercising and cooling device, as shown and described.

DESCRIPTION

FIG. 1 is a perspective view of a combination exercising and cooling device, showing my new design in use condition, the broken lines being shown for illustrative purposes only and forming no part of the claimed design;

FIG. 2 is a top perspective view thereof, in open condition;

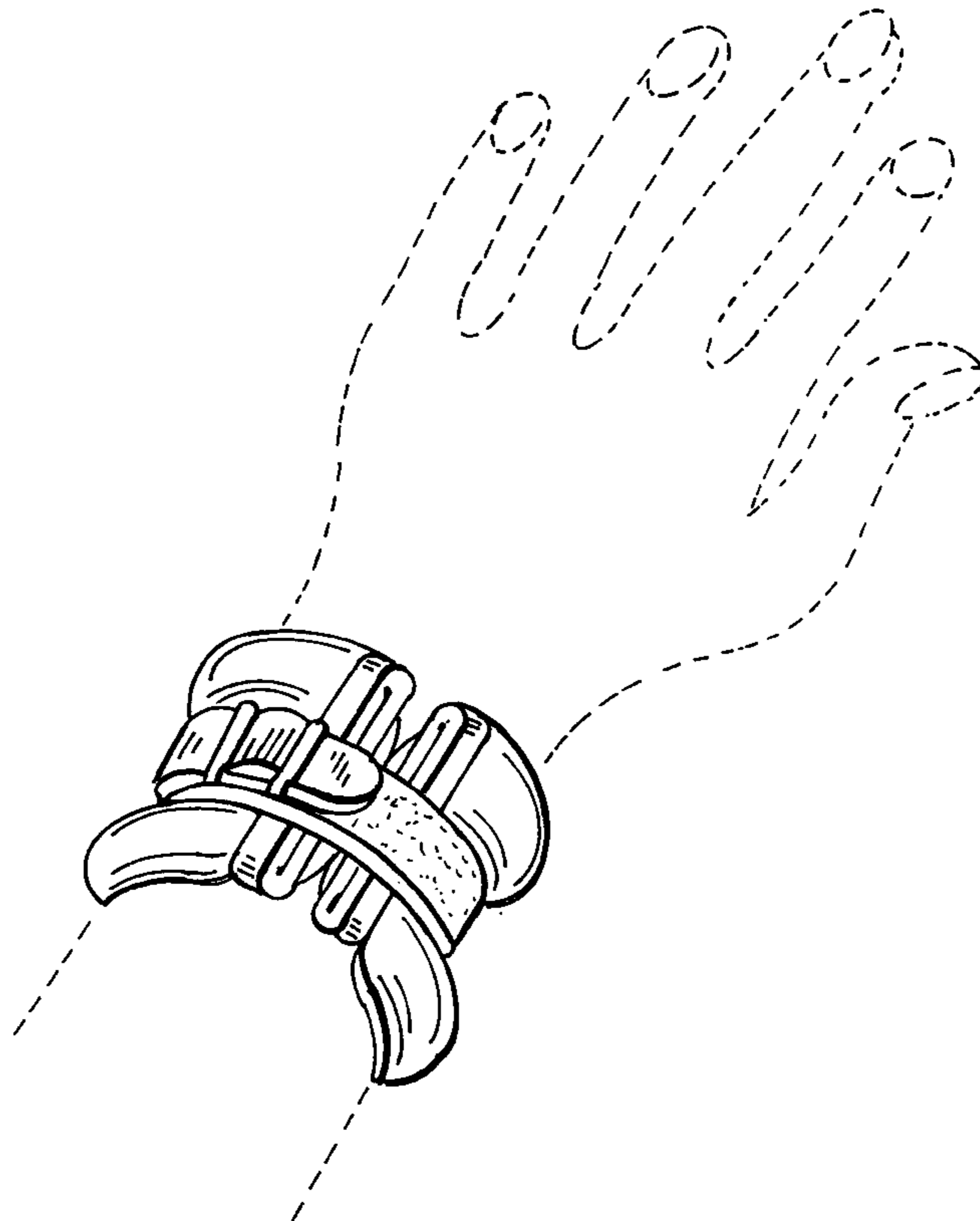
FIG. 3 is a bottom plan view thereof;

FIG. 4 is a side elevational view thereof, the opposite side elevational view being a mirror image;

FIG. 5 is an end elevational view thereof; and,

FIG. 6 is an end elevational view thereof, opposite that shown in FIG. 5.

1 Claim, 4 Drawing Sheets



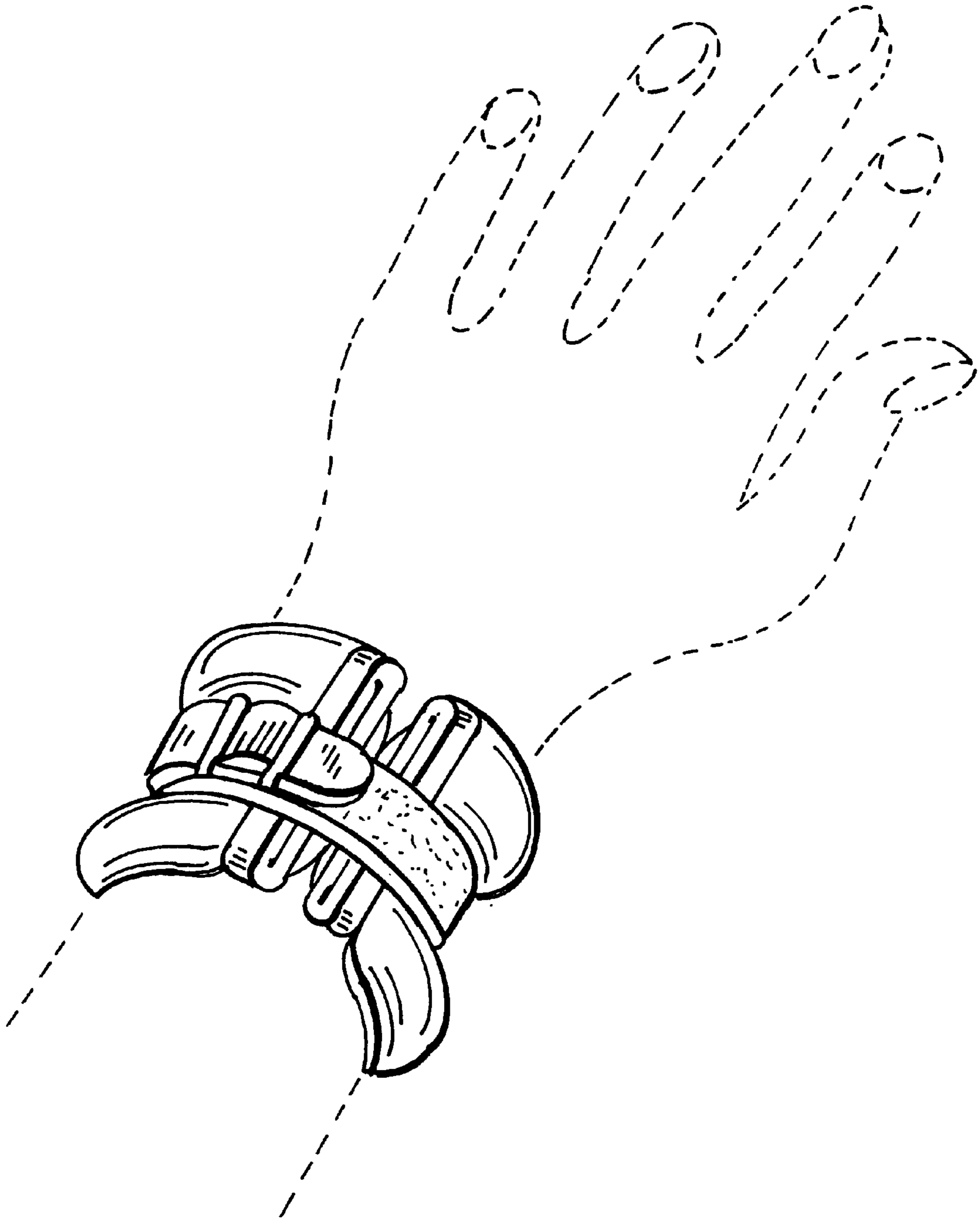


FIG. 1

FIG. 2

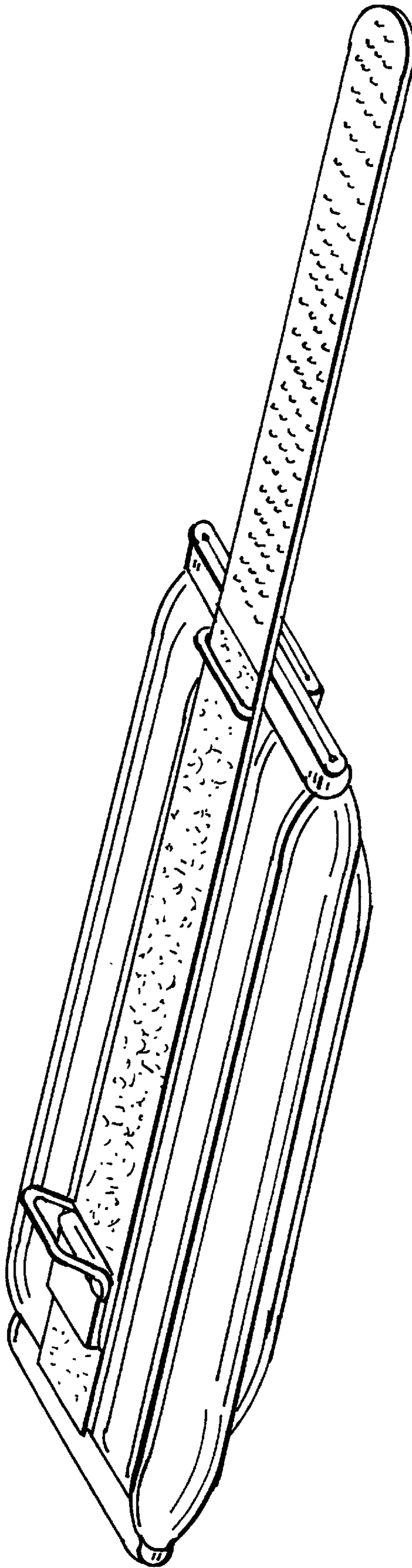


FIG. 3




FIG. 4




FIG. 5





FIG. 6