



US00D470941S

(12) **United States Design Patent**  
**Swartz**

(10) **Patent No.:** **US D470,941 S**

(45) **Date of Patent:** **\*\* Feb. 25, 2003**

(54) **THYROID SHIELD COVER**

6,310,355 B1 \* 10/2001 Cadwalader ..... 250/515.1

(76) Inventor: **Dennis Francis Swartz**, 236 William Way, Williamsburg, VA (US) 23185

\* cited by examiner

(\*\*) Term: **14 Years**

*Primary Examiner*—Stella Reid

(74) *Attorney, Agent, or Firm*—Herbert L. Bello

(21) Appl. No.: **29/148,003**

(57) **CLAIM**

(22) Filed: **Sep. 12, 2001**

The ornamental design for a thyroid shield cover, as shown and described.

(51) **LOC (7) Cl.** ..... **24-04**

**DESCRIPTION**

(52) **U.S. Cl.** ..... **D24/189**

(58) **Field of Search** ..... D24/191, 190, D24/189; 602/60, 61; 2/468; 378/203; 128/DIG. 23; D2/600, 602, 609, 500; 250/515.1, 516.1, 519.1

FIG. 1 is a perspective view of a thyroid shield cover showing my new design;

FIG. 2 is a front elevational view thereof, the rear elevational view being a mirror image thereof;

FIG. 3 is a right side elevational view thereof;

FIG. 4 is a left side elevational view thereof;

FIG. 5 is a top plan view thereof;

FIG. 6 is a bottom plan view thereof; and,

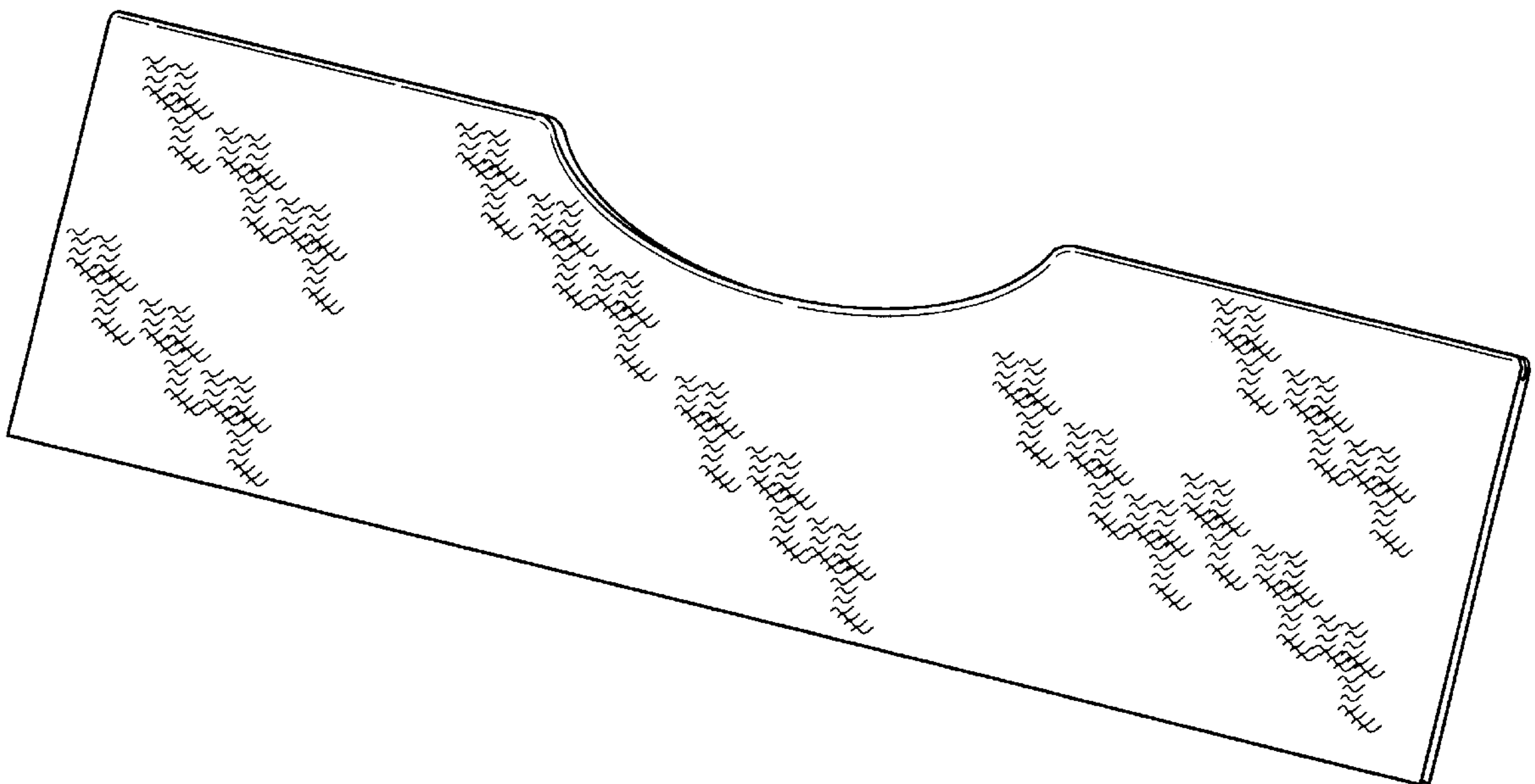
FIG. 7 is a perspective view of the thyroid shield cover of FIG. 1 in use condition, the broken line showing of the patient is for illustrative purposes only and forms no part of the claimed design.

(56) **References Cited**

**U.S. PATENT DOCUMENTS**

D120,418 S	*	5/1940	Clawson	.....	D2/500
D185,781 S	*	8/1959	Jackman	.....	D2/602
3,569,713 A	*	3/1971	Via	.....	250/516.1
3,810,466 A	*	5/1974	Rogers	.....	602/18
4,220,867 A	*	9/1980	Bloch, Jr.	.....	250/516.1
D339,676 S	*	9/1993	Geving	.....	D2/500
5,802,618 A	*	9/1998	Mustata	.....	2/207

**1 Claim, 3 Drawing Sheets**



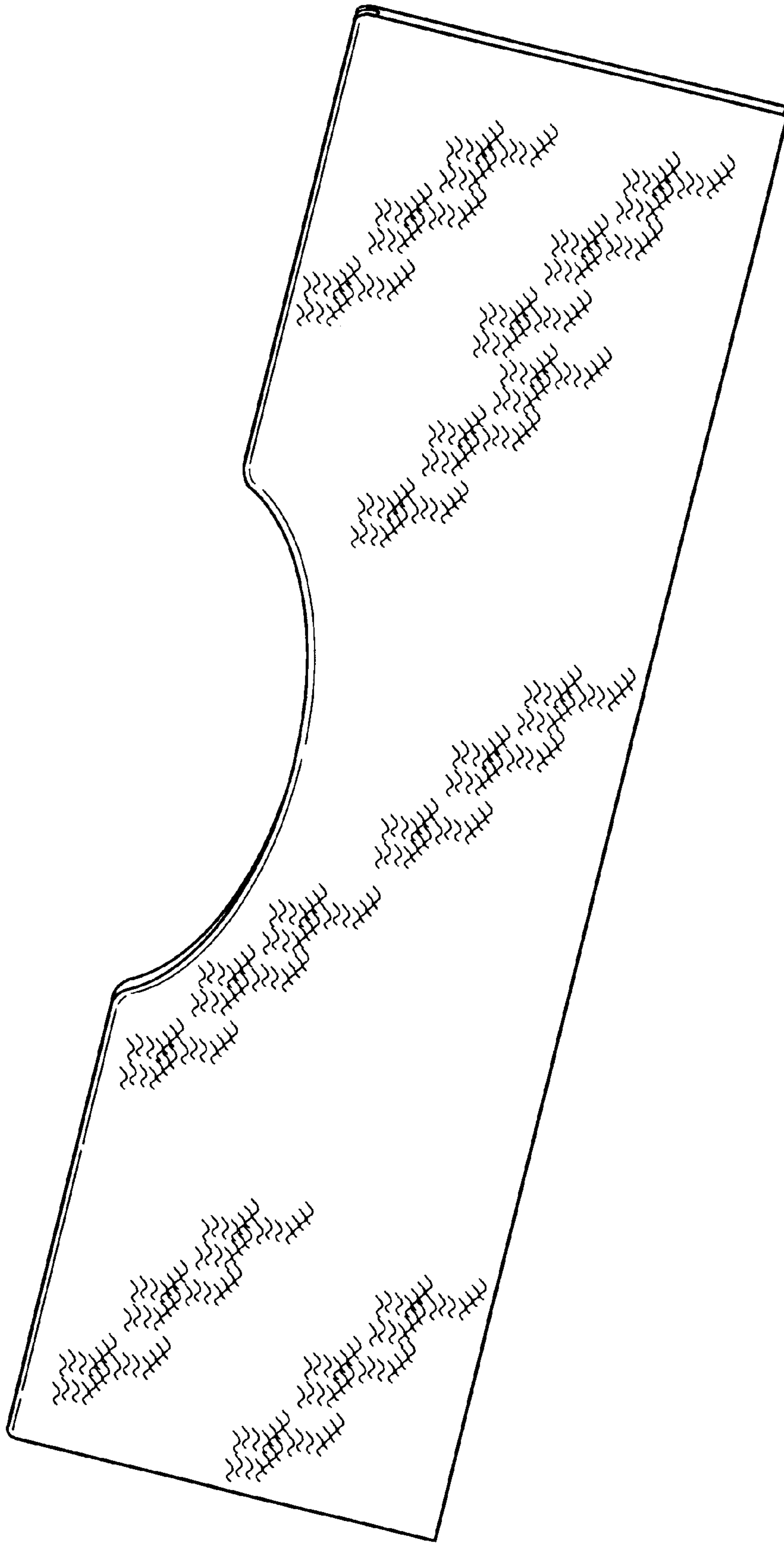


FIG. 1




FIG. 2



FIG. 3




FIG. 4



FIG. 5



FIG. 6



FIG. 7