



US00D470937S

(12) **United States Design Patent**  
**Gary et al.**

(10) **Patent No.:** **US D470,937 S**

(45) **Date of Patent:** **\*\* Feb. 25, 2003**

- (54) **MINI LIGHT CLIP**
- (75) Inventors: **Lonnie F. Gary**, Ransom Canyon, TX  
(US); **Chad H. Jones**, Lubbock, TX  
(US)
- (73) Assignee: **Gemmy Industries, Inc.**, Irving, TX  
(US)
- (\*\*) Term: **14 Years**
- (21) Appl. No.: **29/155,314**
- (22) Filed: **Feb. 8, 2002**
- (51) **LOC (7) Cl.** ..... **24-02**
- (52) **U.S. Cl.** ..... **D24/138; D8/395; D8/373**
- (58) **Field of Search** ..... D8/395, 394, 396,  
D8/383, 373, 393; D26/138; 24/3.11, 3.12,  
421, 16 R, 530; 248/689, 316.7, 316.6,  
74.2, 205.3, 206.2, 314; 362/249, 396;  
206/86; 224/570

D307,539 S	5/1990	Goodman et al. ....	D8/367
4,962,907 A	10/1990	Gary .....	248/205.3
D317,115 S	5/1991	Gary .....	D8/373
D321,314 S	11/1991	Gary .....	D8/373
5,110,078 A	5/1992	Gary .....	248/206.2
D337,851 S	7/1993	Gary .....	D26/138
5,422,803 A	6/1995	Kilgore .....	362/392
D361,930 S	9/1995	Fillipp et al. ....	D8/367
5,462,212 A	10/1995	Hertel, Jr. ....	224/570
D376,973 S	12/1996	Brown .....	D8/395
D377,844 S	2/1997	Gary et al. ....	D26/138
D406,051 S	2/1999	Ross .....	D8/395
D417,612 S	12/1999	Jones .....	D8/395
6,068,229 A	* 5/2000	Wang et al. ....	248/314
D435,684 S	12/2000	Gary et al. ....	D26/138
D440,005 S	* 4/2001	Blanton .....	D26/138
D451,007 S	* 11/2001	Jones et al. ....	D8/395

\* cited by examiner

*Primary Examiner*—Pamela Burgess  
(74) *Attorney, Agent, or Firm*—Locke Liddell & Sapp LLP;  
Monty L. Ross

- (56) **References Cited**
- U.S. PATENT DOCUMENTS
- 2,049,716 A 8/1936 Owen ..... 248/304
- 2,695,152 A 11/1954 Parulski ..... 248/314
- 2,810,483 A 10/1957 Kalhorn ..... 211/50
- 3,319,917 A 5/1967 Bilodeau ..... 248/225
- D240,681 S 7/1976 Granatelli ..... D8/88
- D241,206 S 8/1976 Halsted et al. .... D6/120
- D241,314 S 9/1976 Hug .....
- D247,216 S 2/1978 Mathews ..... D8/356
- D266,124 S 9/1982 Stankewich ..... D6/120
- D287,816 S 1/1987 Chasen ..... D8/367
- D289,139 S 4/1987 Chasen ..... D8/367
- 4,877,209 A 10/1989 Gary ..... 248/205.3
- 4,901,960 A 2/1990 Gary ..... 248/205.3
- D306,553 S 3/1990 Rumpel ..... D8/395

(57) **CLAIM**

The ornamental design for a mini light clip, as shown and described.

**DESCRIPTION**

FIG. 1 is a front perspective view of a mini light clip, showing our design;  
FIG. 2 is a front elevation view thereof;  
FIG. 3 is a right side elevation view thereof;  
FIG. 4 is a rear elevation view thereof;  
FIG. 5 is a left side elevation view thereof;  
FIG. 6 is a top plan view thereof; and,  
FIG. 7 is a bottom plan view thereof.

**1 Claim, 1 Drawing Sheet**

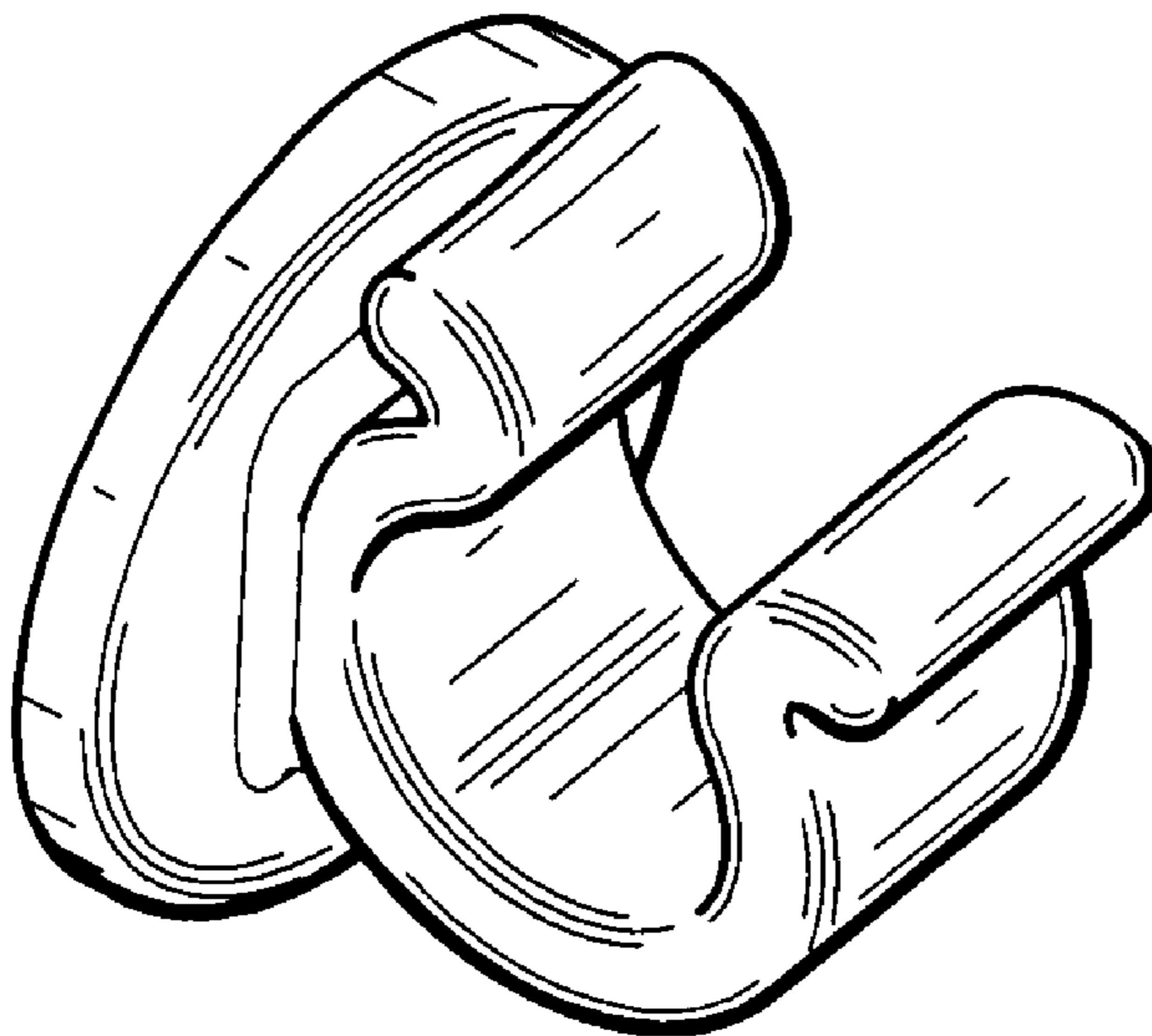


FIG. 1

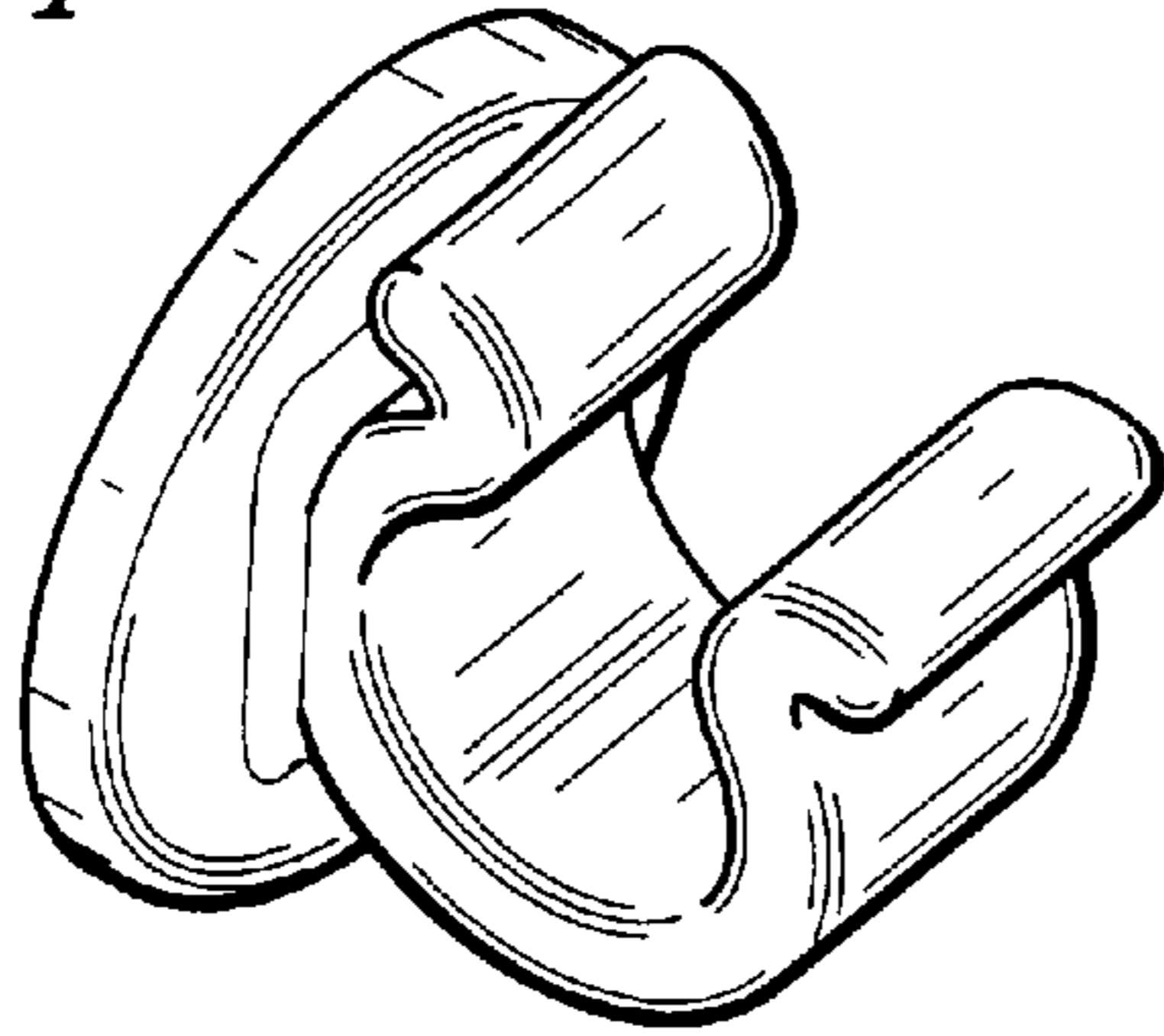


FIG. 2




FIG. 3

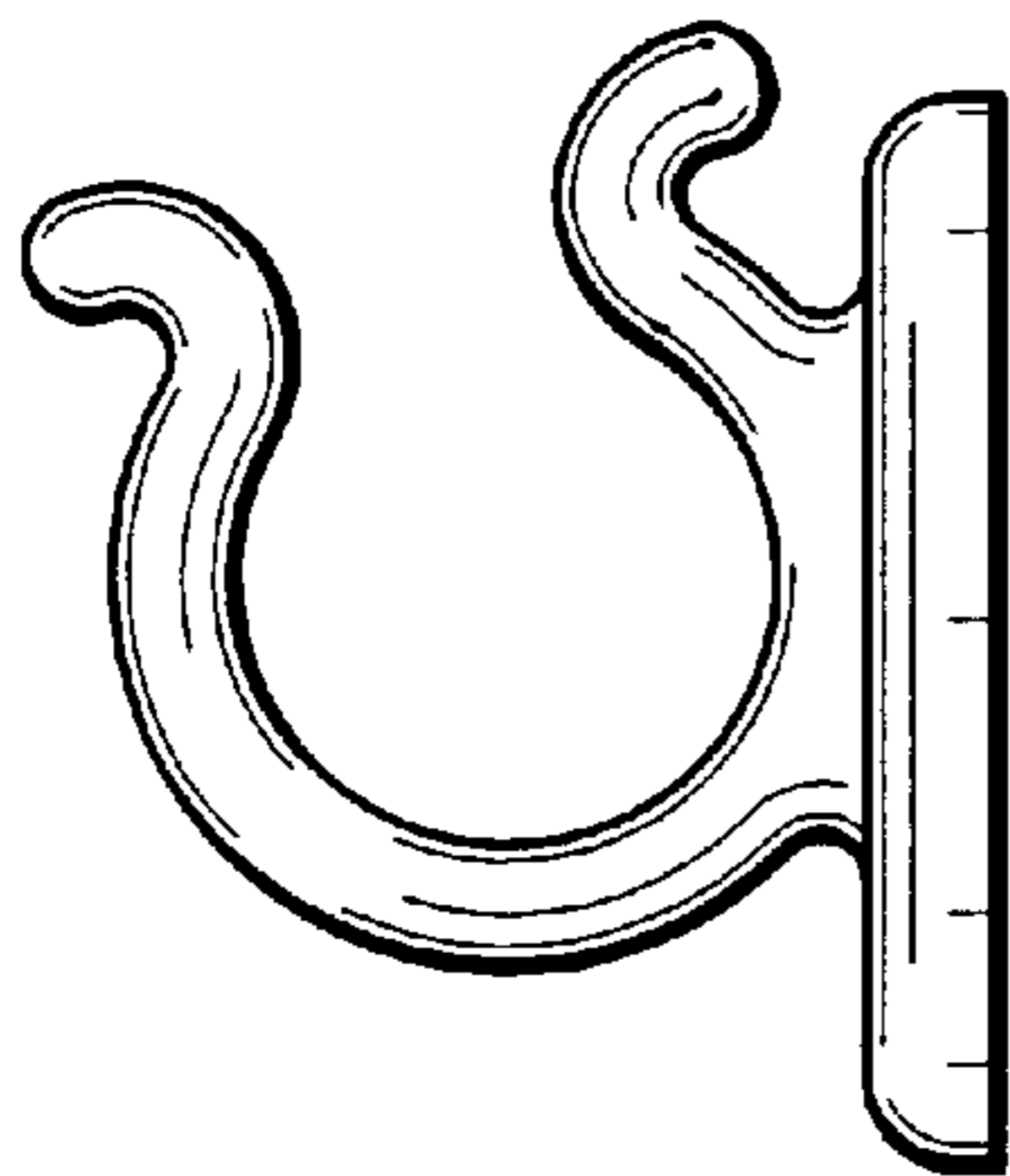


FIG. 4

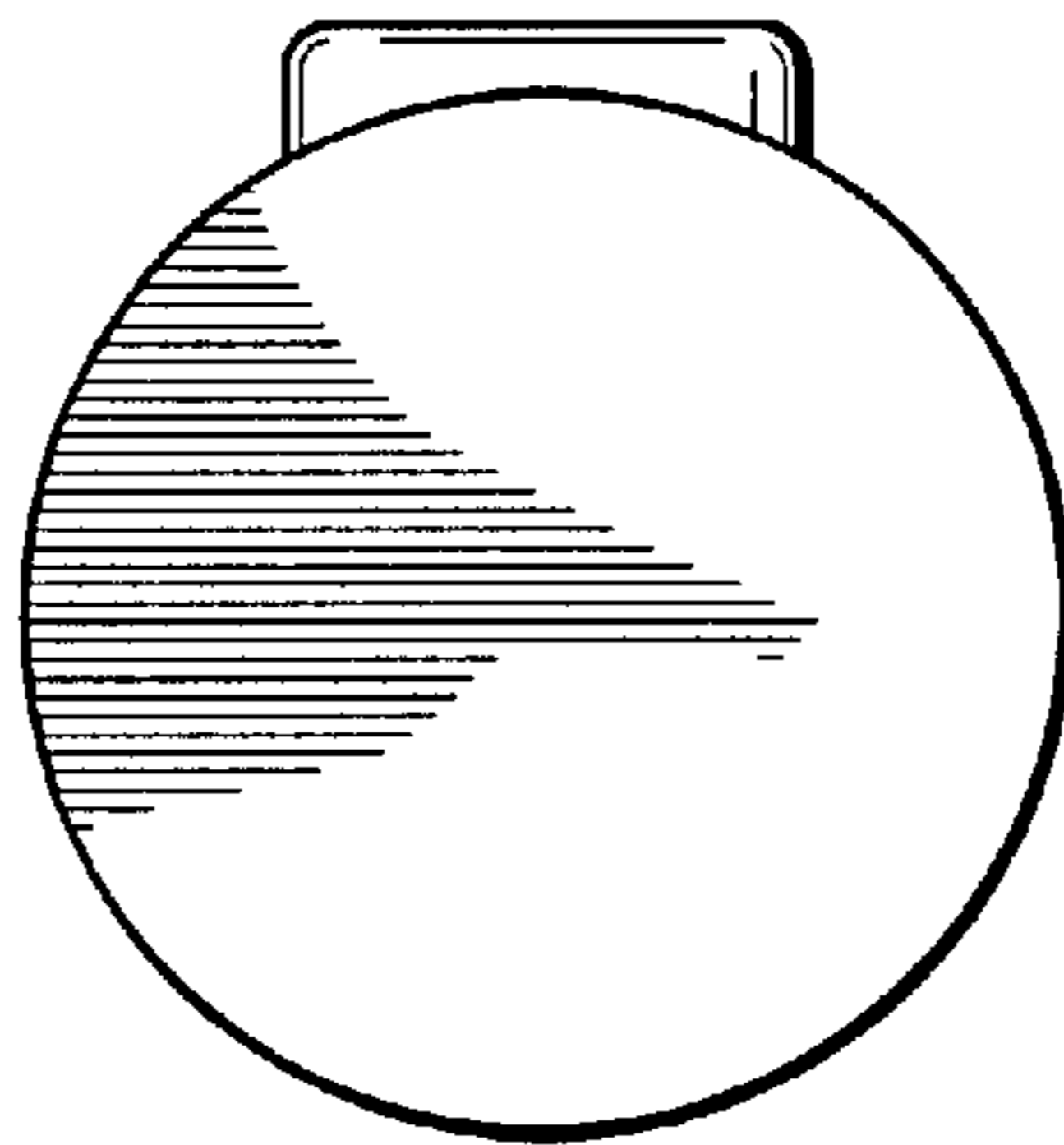


FIG. 5

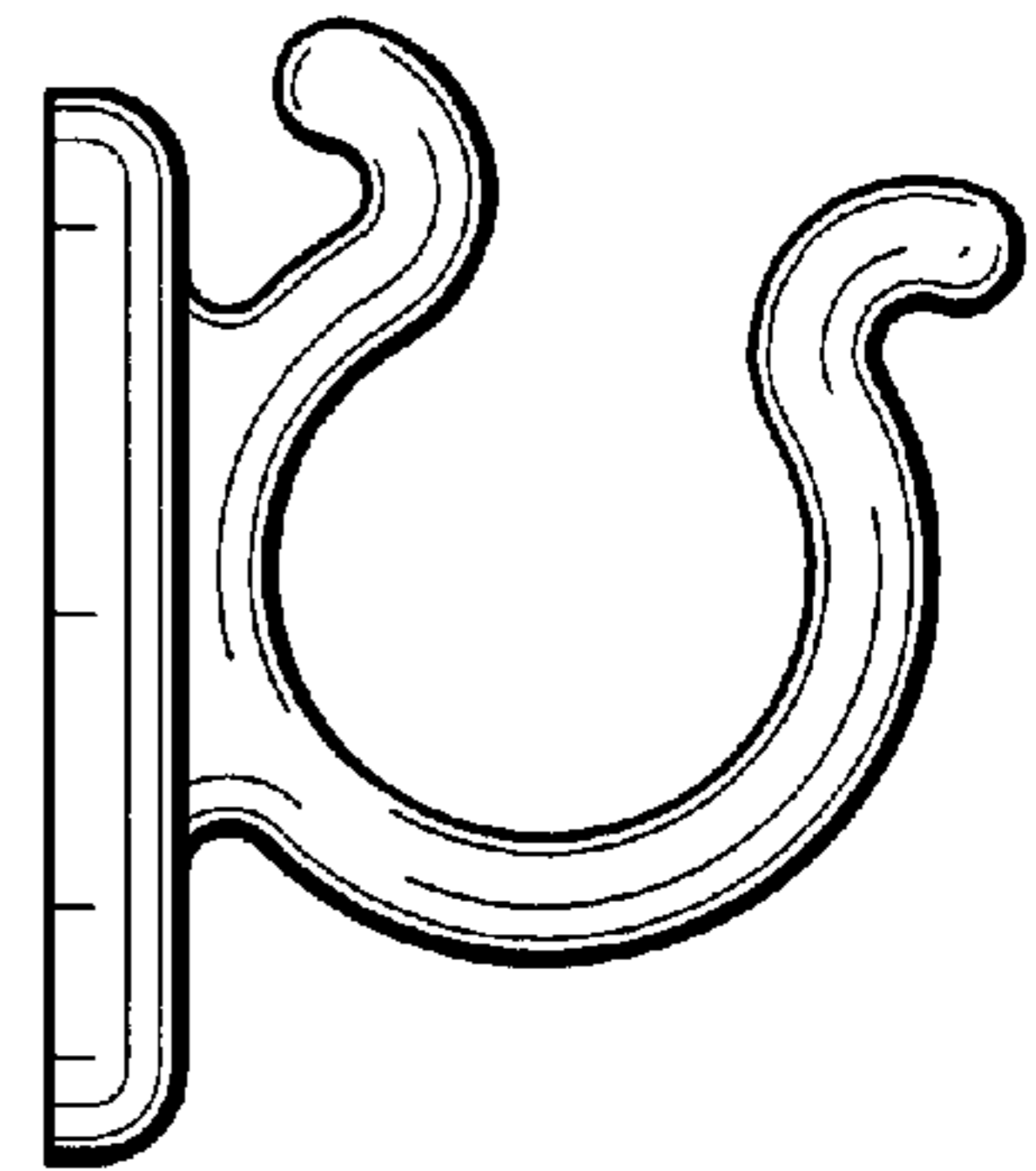


FIG. 6

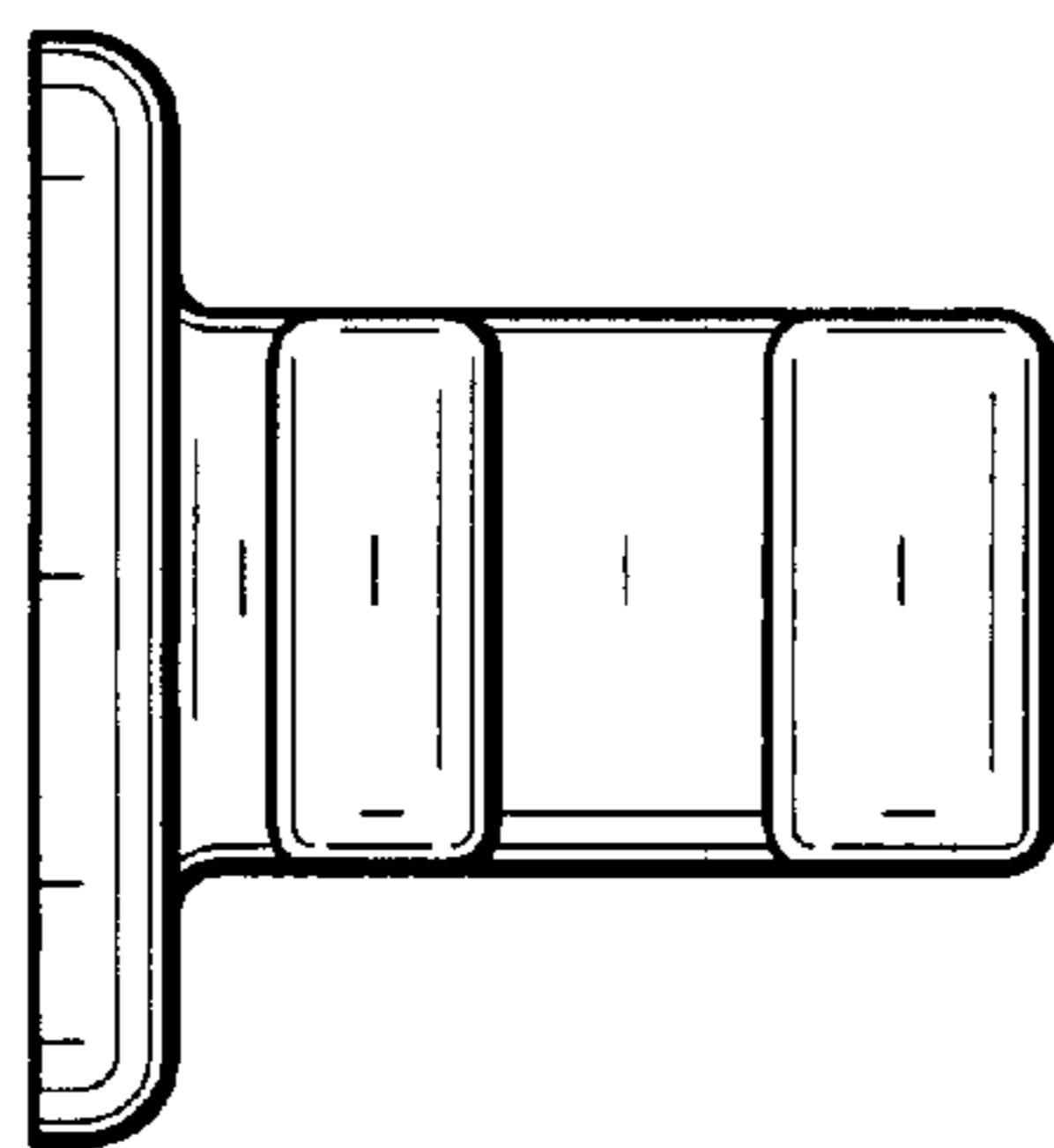


FIG. 7

