



US00D470935S

(12) **United States Design Patent**
Sherrod et al.

(10) **Patent No.:** **US D470,935 S**

(45) **Date of Patent:** **** Feb. 25, 2003**

(54) **SUPPLEMENTAL INSERT PAD FOR
ABSORBENT GARMENTS WITH LIQUID
DELAY LAYER**

(75) Inventors: **Earle Harry Sherrod**, Appleton, WI
(US); **Herb Flores Velazquez**, Neenah,
WI (US); **Bonnie Jean Montgomery**,
Oshkosh, WI (US)

(73) Assignee: **Kimberly-Clark Worldwide, Inc.**,
Neenah, WI (US)

(**) Term: **14 Years**

(21) Appl. No.: **29/151,366**

(22) Filed: **Nov. 8, 2001**

(51) **LOC (7) Cl.** **24-04**

(52) **U.S. Cl.** **D24/125; D24/124**

(58) **Field of Search** **D24/124, 125;**
604/358, 364, 365, 372-378, 383, 358.01,
386

(56) **References Cited**

U.S. PATENT DOCUMENTS

3,088,462 A	5/1963	Muto
3,424,162 A	1/1969	Parravicini
D269,907 S	7/1983	Tong
5,160,331 A	11/1992	Forester et al.
D342,996 S	1/1994	Pearlstein et al.
D345,014 S	3/1994	Huffman
D347,892 S	6/1994	Gegelys et al.
D347,893 S	6/1994	Gegelys et al.

D348,102 S	6/1994	Gegelys et al.
D350,196 S	8/1994	Huffman
D350,197 S	8/1994	Huffman
D353,670 S	12/1994	Huffman
D411,007 S	6/1999	Peck
D432,234 S	10/2000	Schlinz et al.
D432,235 S	10/2000	Schlinz et al.
D432,650 S	10/2000	Schlinz et al.
D434,145 S	11/2000	Sugahara
D436,400 S	1/2001	Kiecker

Primary Examiner—Stella Reid

(74) *Attorney, Agent, or Firm*—Thomas J. Connelly

(57) **CLAIM**

We claim the ornamental design for a supplement insert pad for absorbent garments with liquid delay layer, as shown and described.

DESCRIPTION

FIG. 1 is a top plan view of a supplemental insert pad for absorbent garments with liquid delay layer.
FIG. 2 is a front elevation view of a supplemental insert pad for absorbent garments with liquid delay layer.
FIG. 3 is a rear elevation view of a supplemental insert pad for absorbent garments with liquid delay layer.
FIG. 4 is a bottom plan view of a supplemental insert pad for absorbent garments with liquid delay layer.
FIG. 5 is a left side elevation view of a supplemental insert pad for absorbent garments with liquid delay layer; and,
FIG. 6 is a right side elevation view of a supplemental insert pad for absorbent garments with liquid delay layer.

1 Claim, 2 Drawing Sheets

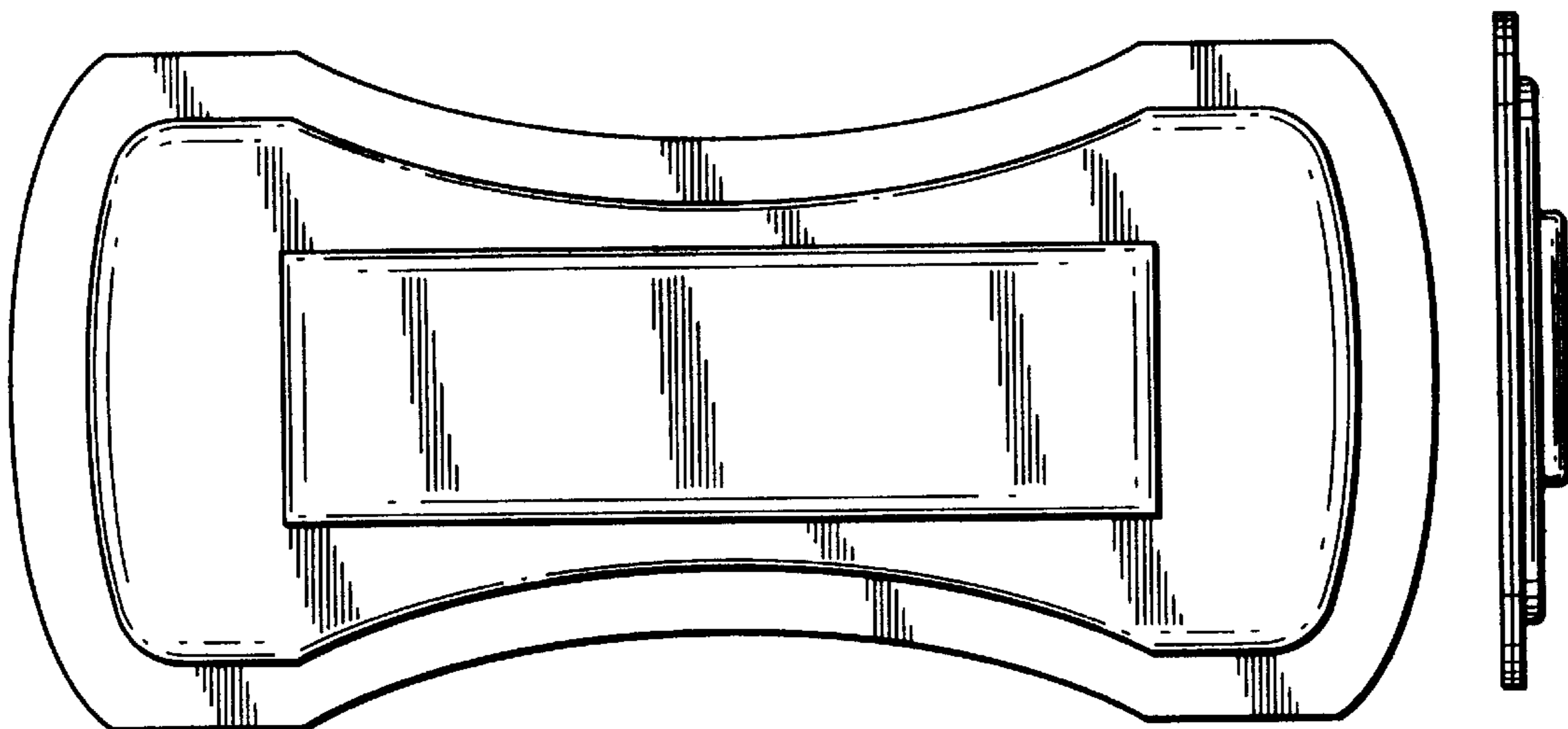




FIG. 3

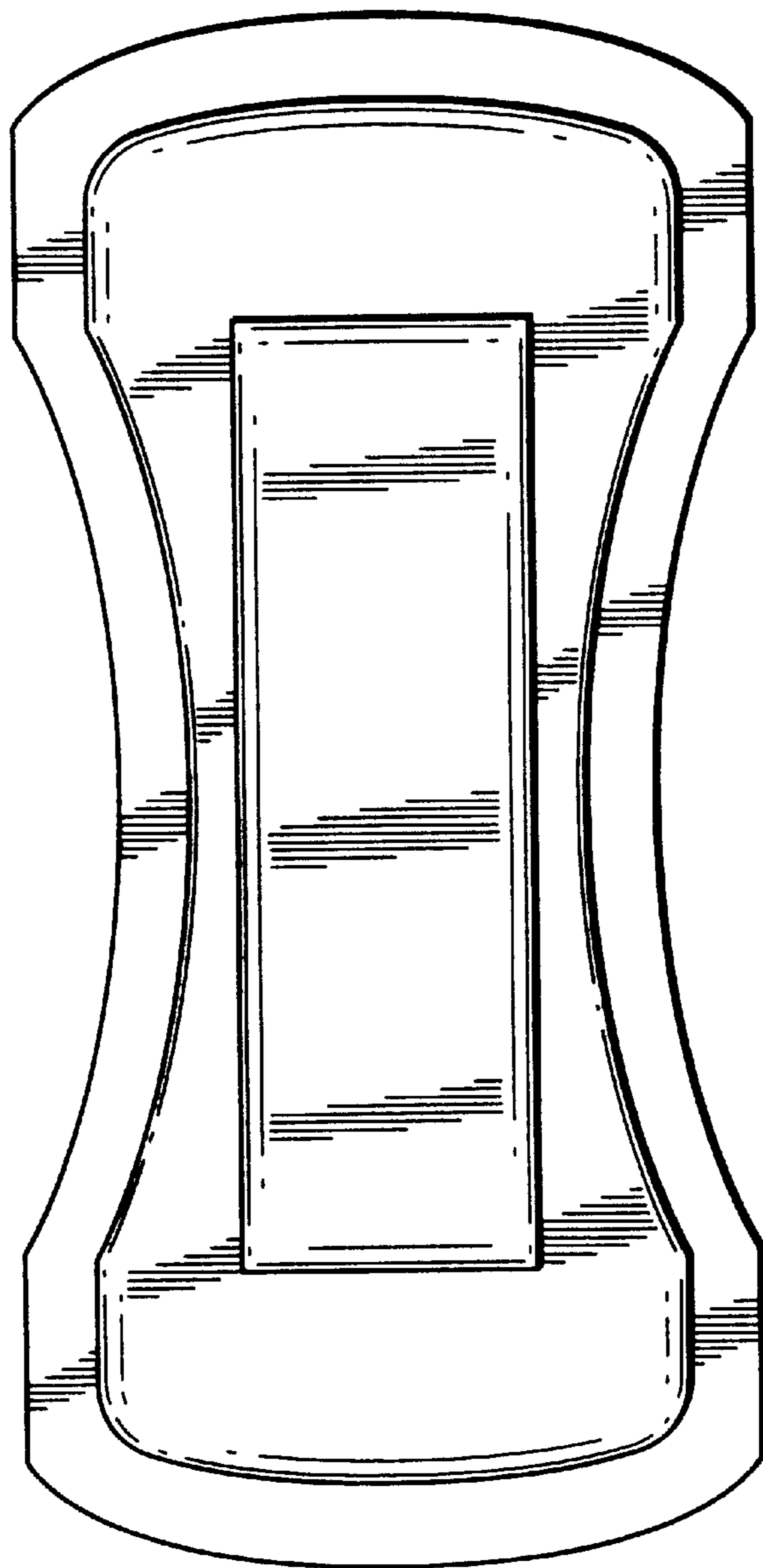


FIG. 1



FIG. 2

FIG. 5



FIG. 4

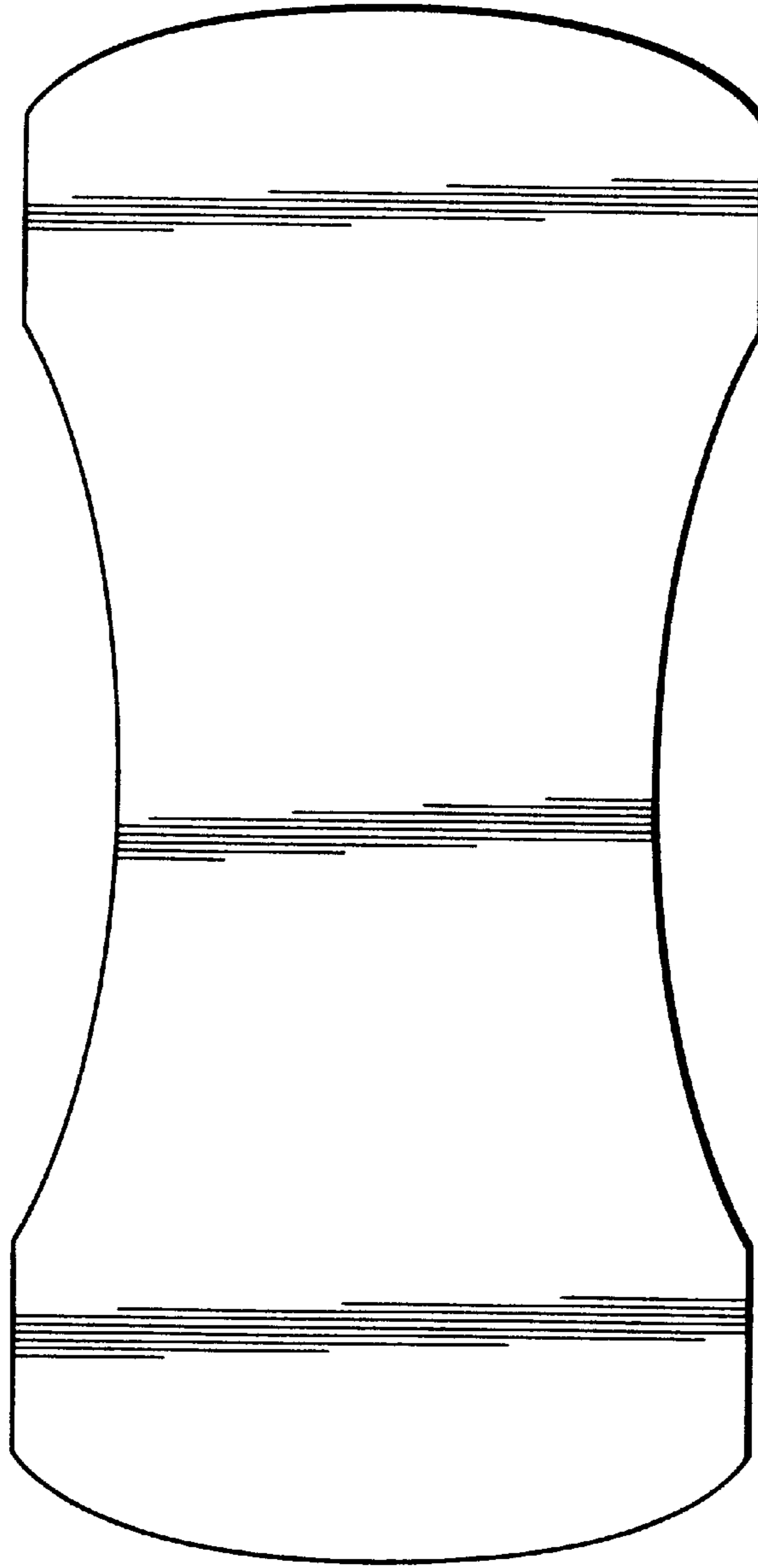


FIG. 6

