



US00D470928S

(12) **United States Design Patent**
Kawamura et al.

(10) **Patent No.:** **US D470,928 S**

(45) **Date of Patent:** **** Feb. 25, 2003**

(54) **PEDESTAL SINK FOR RECEIVING A FAUCET SET**

(75) Inventors: **Sejiro Kawamura**, Kitakyushu (JP);
Minoru Tani, Kitakyushu (JP)

(73) Assignee: **Toto Ltd.**, Fukuoka (JP)

(**) Term: **14 Years**

(21) Appl. No.: **29/160,014**

(22) Filed: **May 1, 2002**

(30) **Foreign Application Priority Data**

Jan. 11, 2002 (JP) 2002-000624

(51) **LOC (7) Cl.** **23-02**

(52) **U.S. Cl.** **D23/292**

(58) **Field of Search** D23/284-285,
D23/292, 271-273, 293.1, 308; 4/619, 624-625,
638, 643-652, 660

(56) **References Cited**

U.S. PATENT DOCUMENTS

- D191,432 S * 10/1961 Chapman D23/293.1
- D361,830 S * 8/1995 Segenschmid D23/293.1
- D370,967 S * 6/1996 Kaiser D23/293.1
- D407,470 S * 3/1999 McKeone D23/292
- D415,827 S * 10/1999 McKeone D23/292

OTHER PUBLICATIONS

American Standard Product Selector & Pricing Guide, Jan. 1993: Heritage Pedestal Lavatory, SPS 0190.*

* cited by examiner

Primary Examiner—Louis S. Zarfaz
Assistant Examiner—Robert A. Delehanty
(74) *Attorney, Agent, or Firm*—Jordan and Hamburg LLP

(57) **CLAIM**

The ornamental design for a pedestal sink for receiving a faucet set, as shown.

DESCRIPTION

FIG. 1 is a front perspective view of the pedestal sink for receiving a faucet set embodying the design;

FIG. 2 is a front view of the pedestal sink for receiving a faucet set;

FIG. 3 is a back view of the pedestal sink for receiving a faucet set;

FIG. 4 is a top view of the pedestal sink for receiving a faucet set;

FIG. 5 is a bottom view of the pedestal sink for receiving a faucet set;

FIG. 6 is a left side elevation of the pedestal sink for receiving a faucet set;

FIG. 7 is a right side elevation of the pedestal sink for receiving a faucet set; and,

FIG. 8 is a cross-sectional view taken on line 8—8 of FIG. 4.

1 Claim, 7 Drawing Sheets




FIG. 1




FIG. 2

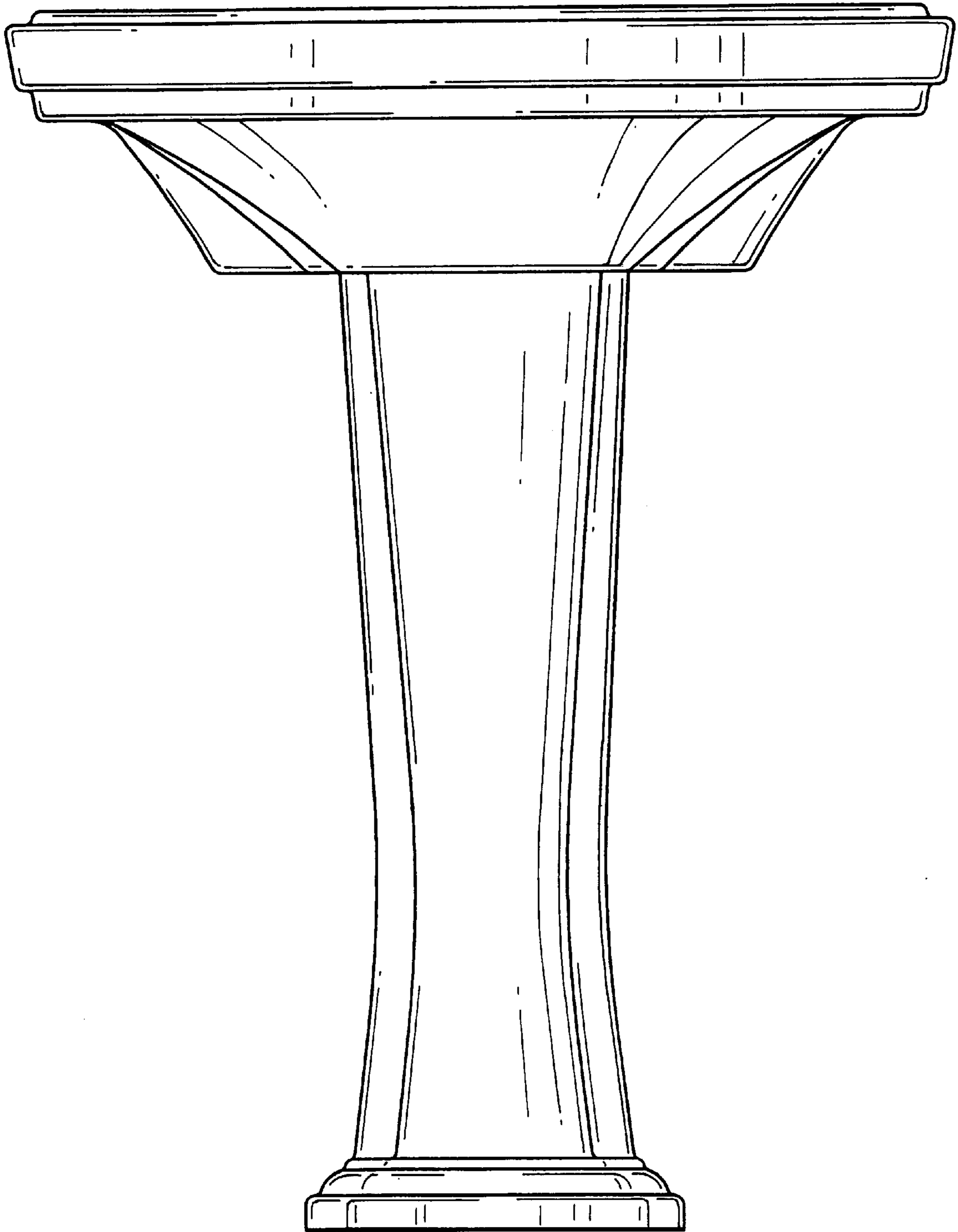


FIG. 3

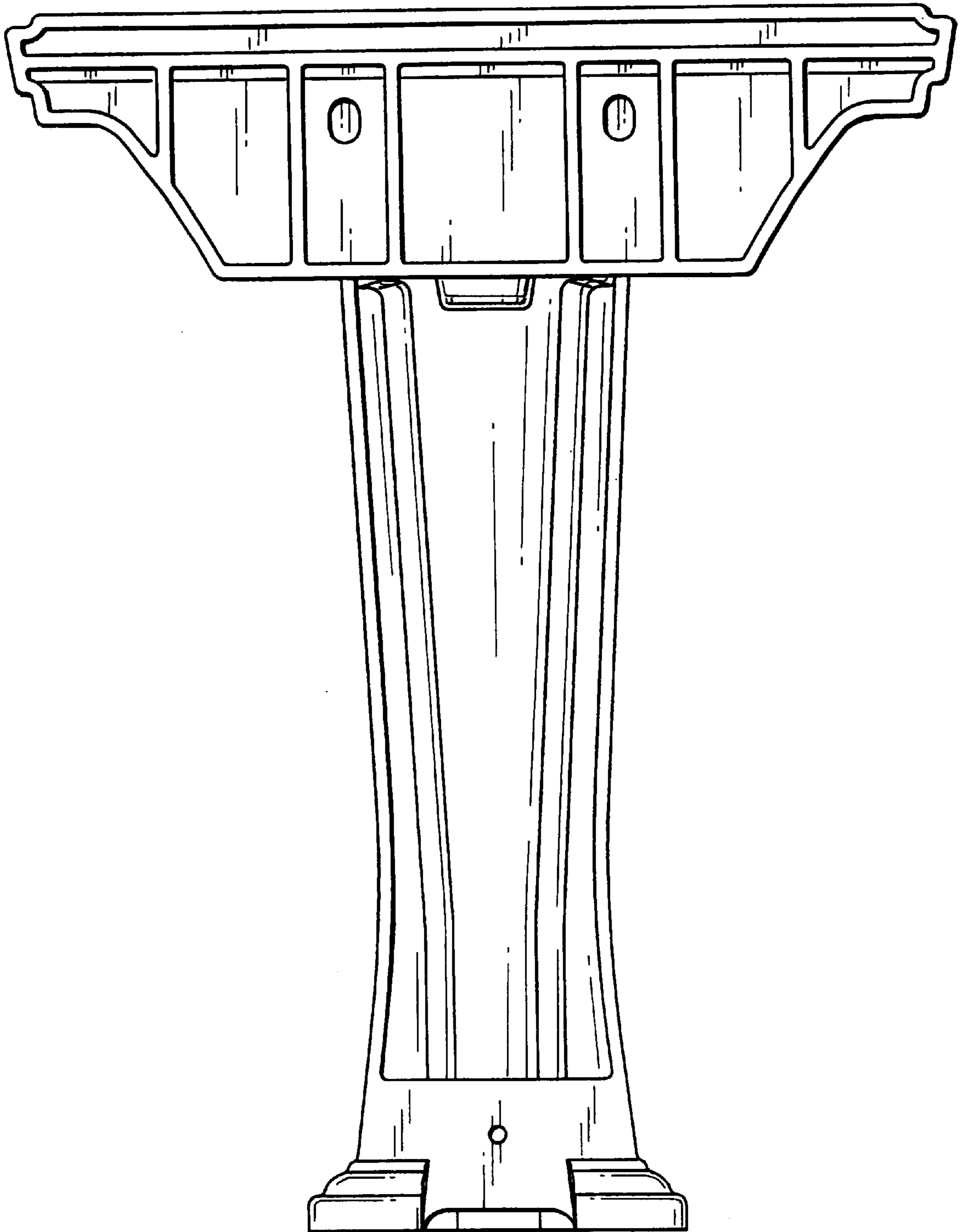


FIG. 4

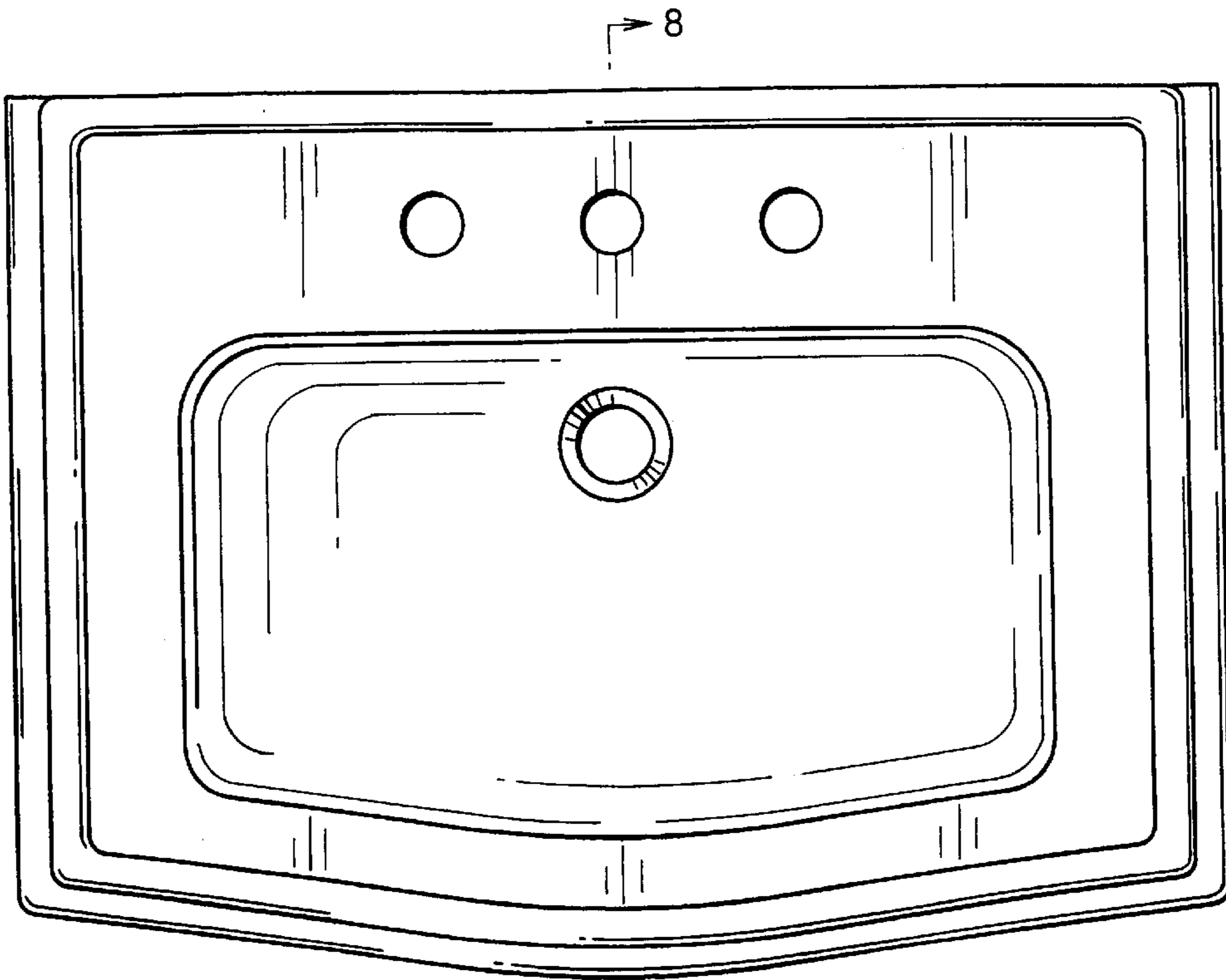


FIG. 5




FIG.6

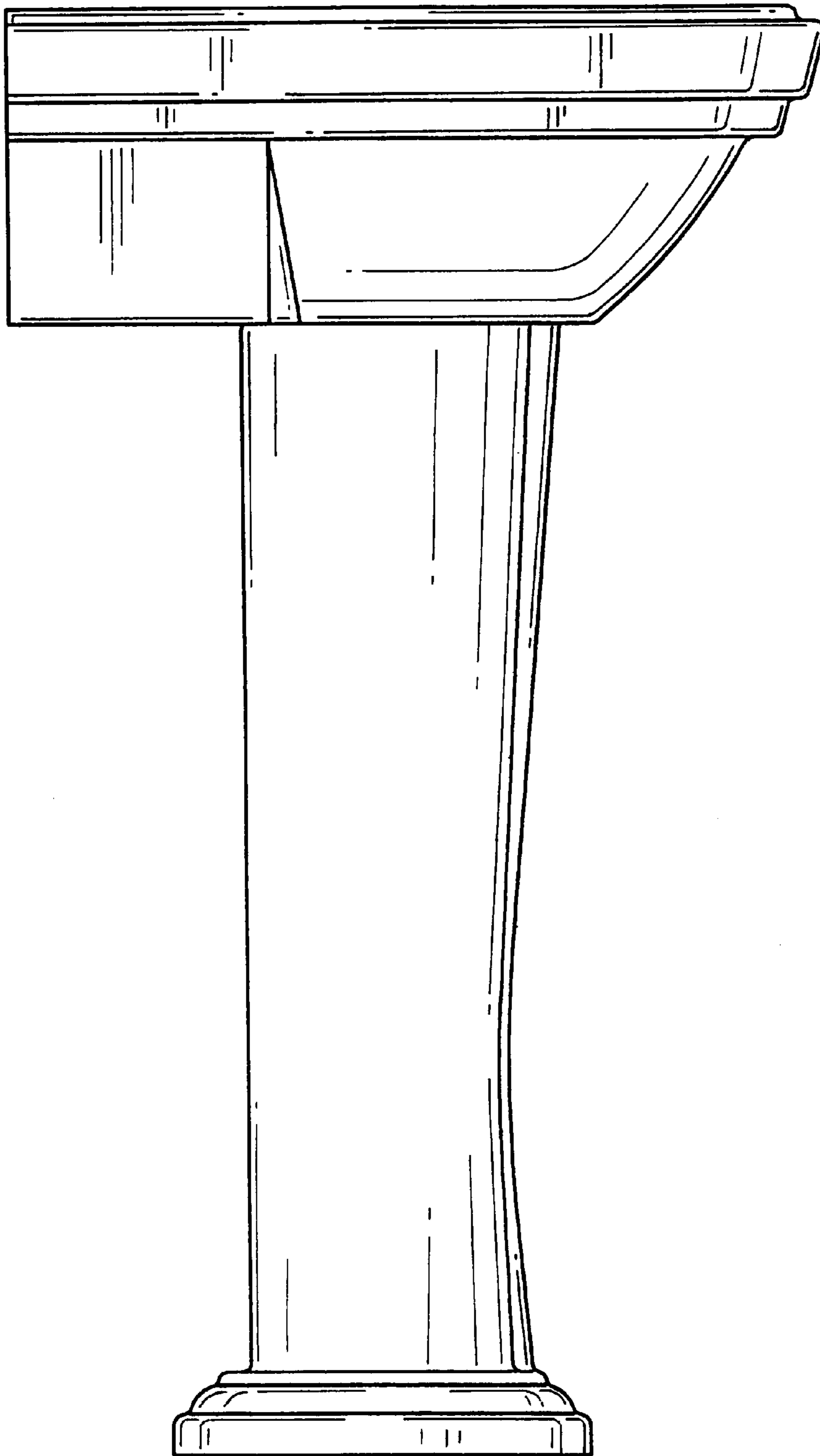


FIG. 7

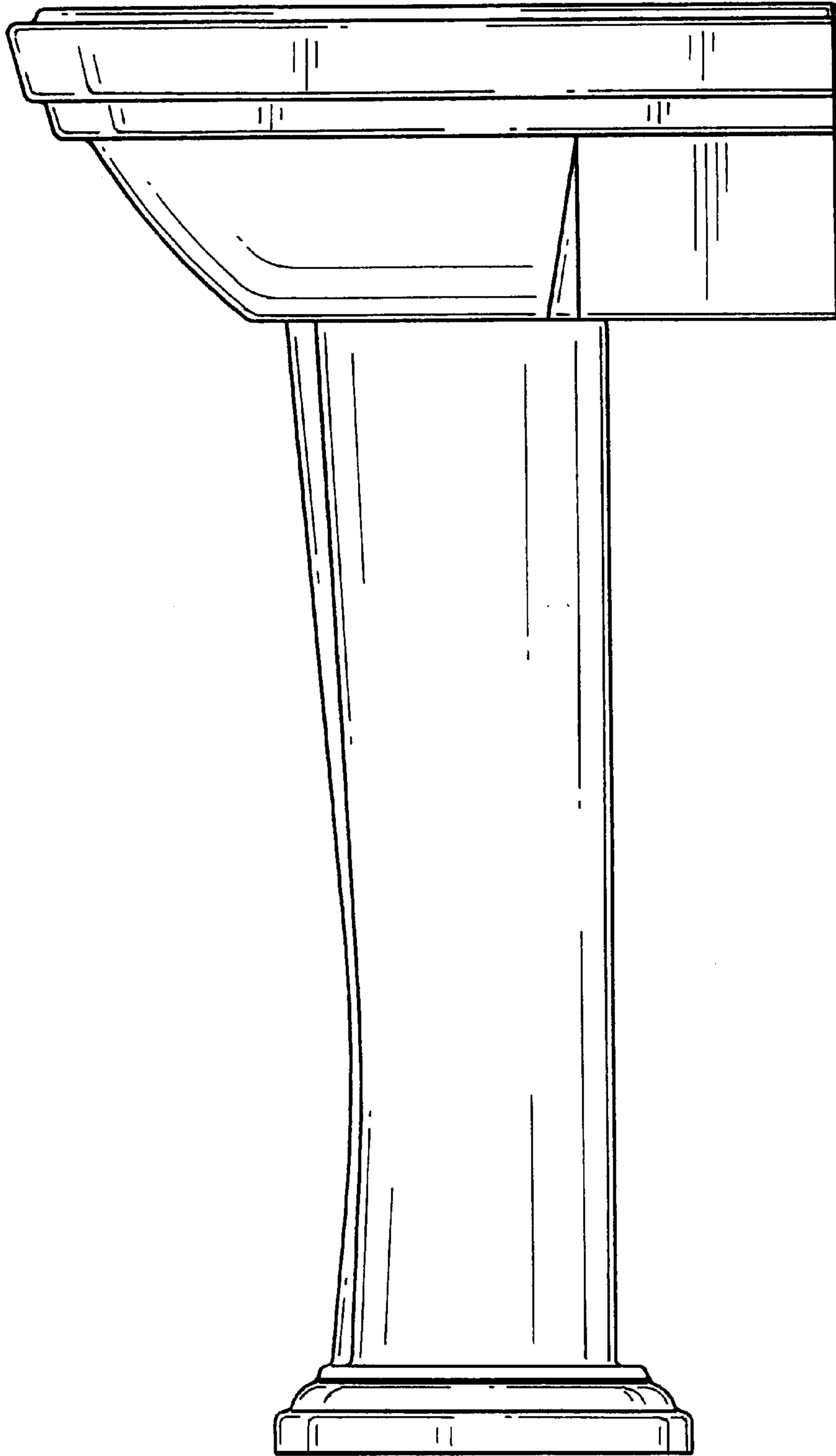


FIG. 8

