



US00D470917S

(12) **United States Design Patent**  
**Friedrich**

(10) **Patent No.:** **US D470,917 S**

(45) **Date of Patent:** **\*\* Feb. 25, 2003**

(54) **FAUCET BODY**

(75) **Inventor:** **Philip F. Friedrich**, Fullerton, CA (US)

(73) **Assignee:** **PFF and Associates**, Buena Park, CA (US)

(\*\*) **Term:** **14 Years**

(21) **Appl. No.:** **29/163,207**

(22) **Filed:** **Jun. 28, 2002**

(51) **LOC (7) Cl.** ..... **23-01**

(52) **U.S. Cl.** ..... **D23/238**

(58) **Field of Search** ..... **D23/238-243,**  
**D23/250-257; 4/675-678; 137/801**

(56) **References Cited**

**U.S. PATENT DOCUMENTS**

D318,099 S	*	7/1991	Reid et al.	.....	D23/255
D349,326 S	*	8/1994	Bollenbacher	.....	D23/238
D387,130 S	*	12/1997	Warshawsky	.....	D23/238
D406,877 S	*	3/1999	Esche et al.	.....	D23/243

D409,726 S	*	5/1999	Fromgren	.....	D23/238
D417,490 S	*	12/1999	Fromgren	.....	D23/255

\* cited by examiner

*Primary Examiner*—Louis S. Zarfes

*Assistant Examiner*—Gregory Andoll

(74) *Attorney, Agent, or Firm*—Stetina Brunda Garred & Brucker

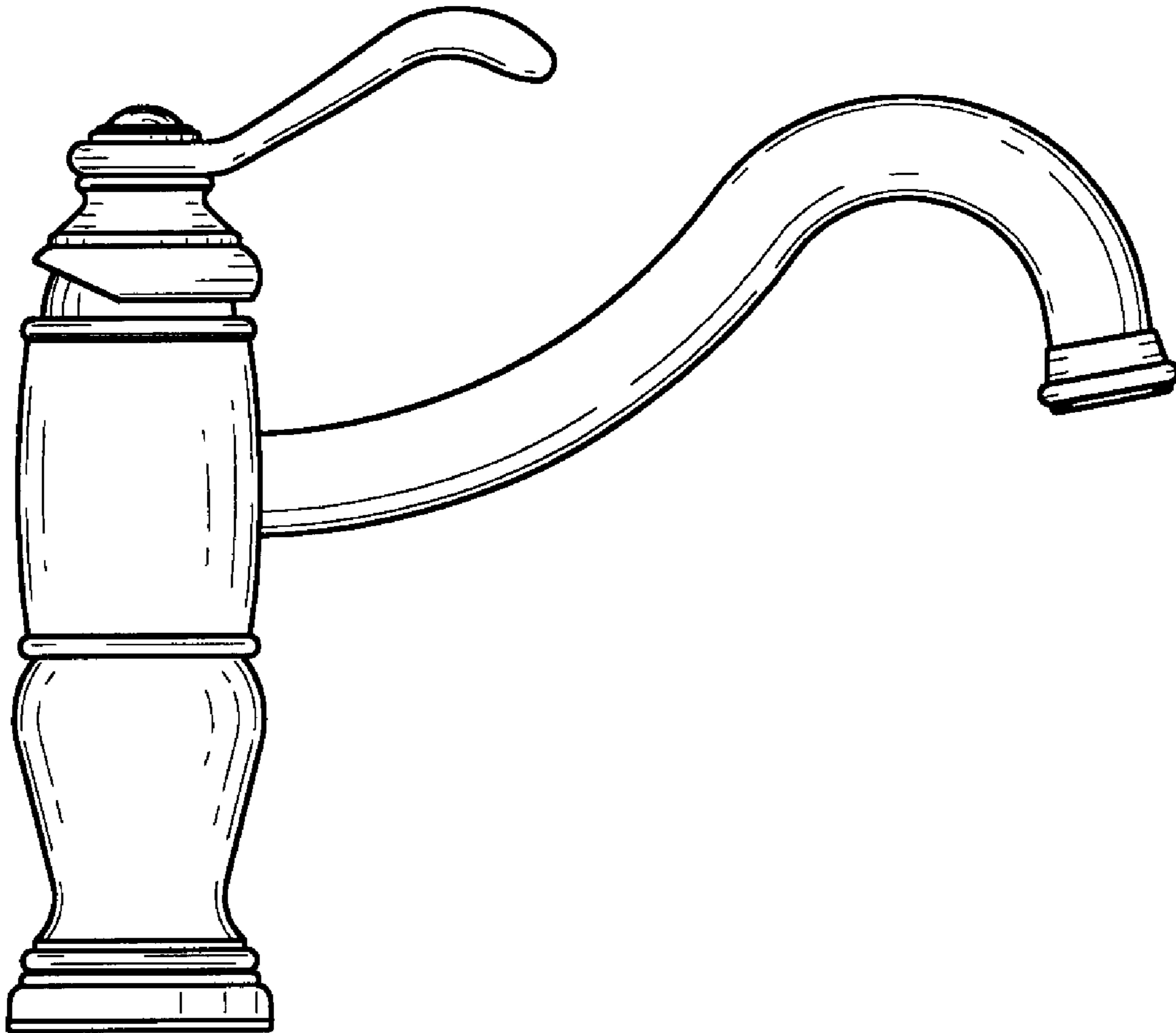
(57) **CLAIM**

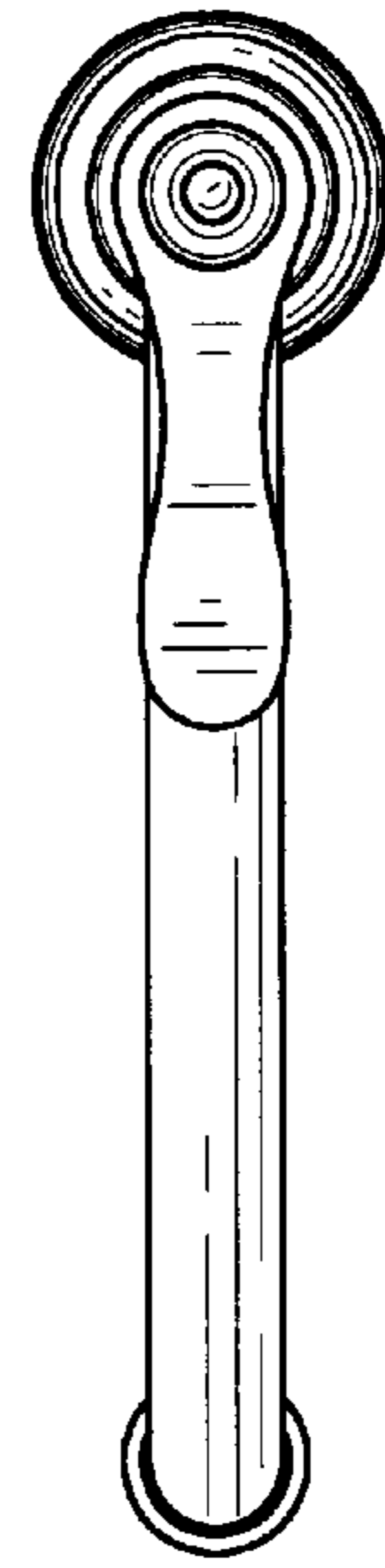
The ornamental design for a faucet body, as shown and described.

**DESCRIPTION**

FIG. 1 is a top plan view of the faucet body of the present invention showing my new design;  
FIG. 2 is a left side elevational view thereof;  
FIG. 3 is a front elevational view thereof;  
FIG. 4 is a bottom plan view thereof;  
FIG. 5 is a right side elevational view thereof; and,  
FIG. 6 is a rear elevational view thereof.


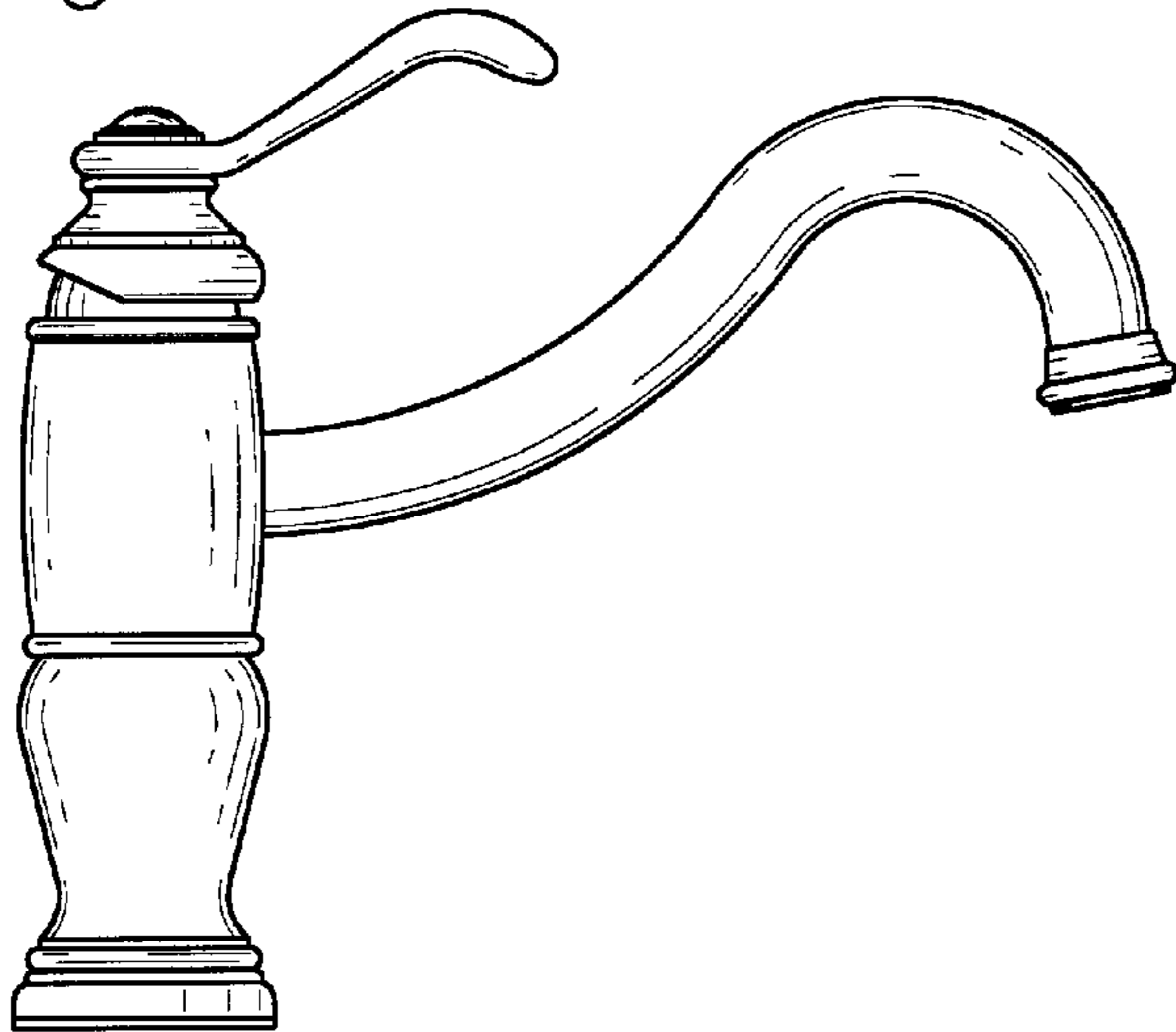
**1 Claim, 2 Drawing Sheets**





*Fig. 1*

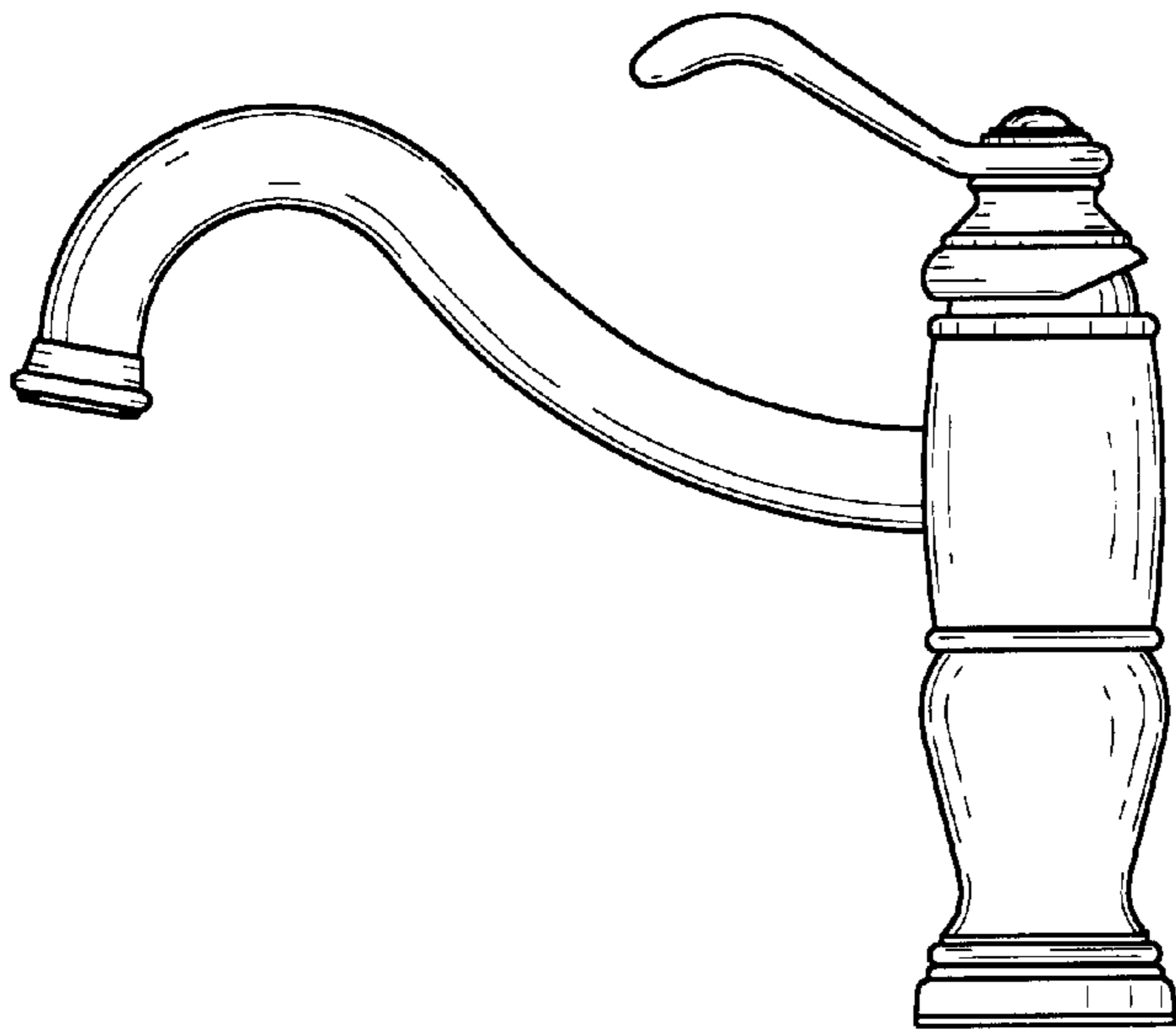
*Fig. 2*




*Fig. 3*



*Fig. 4*



*Fig. 5*



*Fig. 6*