



US00D470910S

(12) **United States Design Patent**
Abel

(10) **Patent No.:** **US D470,910 S**

(45) **Date of Patent:** **** Feb. 25, 2003**

(54) **COLLAPSIBLE DECOY BAG**

(76) Inventor: **Gary C. Abel**, 3882 Whitebrook La.,
Ellicott City, MD (US) 21042

(**) Term: **14 Years**

(21) Appl. No.: **29/157,585**

(22) Filed: **Mar. 20, 2002**

(51) **LOC (7) Cl.** **22-99**

(52) **U.S. Cl.** **D22/199; D3/244**

(58) **Field of Search** D3/215, 221, 232-238,
D3/244, 245, 246, 247, 303; D22/134,
199; 383/117, 16, 66, 25; 224/153, 609,
613, 622

(56) **References Cited**

U.S. PATENT DOCUMENTS

D161,954 S	*	2/1951	Molinari	D3/244
4,094,351 A	*	6/1978	Catenaccio	224/153
D273,833 S	*	5/1984	Taylor et al.	D3/244
5,490,619 A	*	2/1996	Boyar	224/153
6,186,662 B1	*	2/2001	Jackson	383/16
D456,605 S	*	5/2002	Vazquez	D3/244

* cited by examiner

Primary Examiner—Catherine R. Oliver

(57) **CLAIM**

The ornamental design for a collapsible decoy bag, as shown and described.

DESCRIPTION

The design of the present invention and as shown in FIGS. 1-9 is an ornamental, collapsible decoy bag for storing and

hauling waterfowl decoys when hunting. The circular coiled-spring appearance with shoulder strap and other ornamental features present a decorative outward appearance.

FIG. 1 is a rear perspective view of the collapsible decoy bag according to my new design.

FIG. 2 is a front perspective view of the collapsible decoy bag of FIG. 1.

FIG. 3 is a side-collapsed view of the collapsible decoy bag of FIGS. 1 and 2.

FIG. 4 is a top view of the collapsible decoy bag as in FIGS. 1-3.

FIG. 5 is a rear perspective view of the collapsible decoy bag according to another embodiment of my new design which additionally incorporates a reinforced bottom panel.


FIG. 6 is a front perspective view of the collapsible decoy bag of FIG. 5.

FIG. 7 is a side-collapsed view of the collapsible decoy bag of FIGS. 5 and 6.

FIG. 8 is a rear perspective view of the collapsible decoy bag according to another embodiment of my new design which additionally incorporates dual shoulder straps; and,

FIG. 9 is a rear perspective view of the collapsible decoy bag according to another embodiment of my new design which additionally incorporates reinforcement strips behind the shoulder strap.

1 Claim, 9 Drawing Sheets






FIG. 1




FIG. 2




FIG. 3

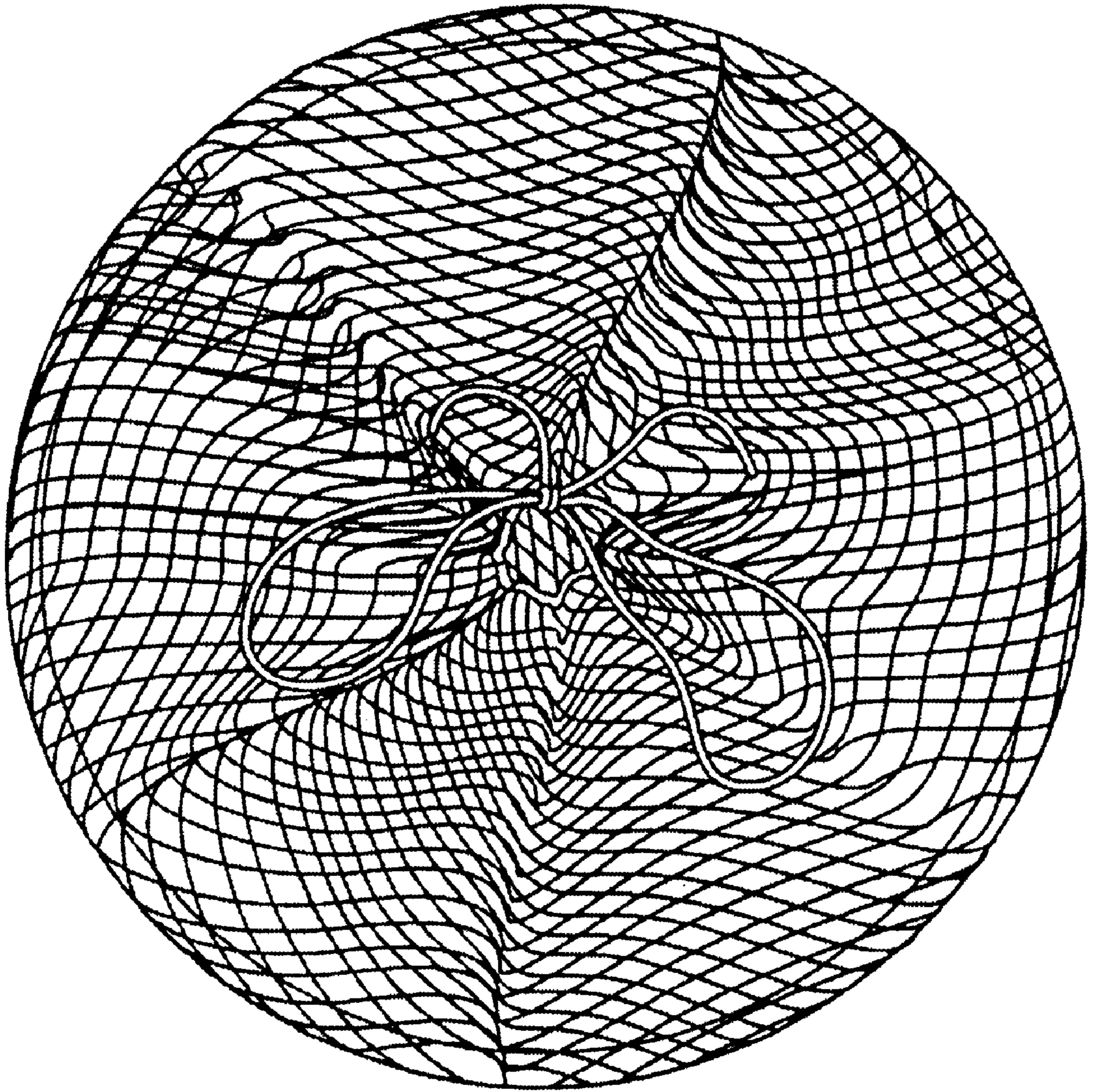


FIG. 4




FIG. 5




FIG. 6

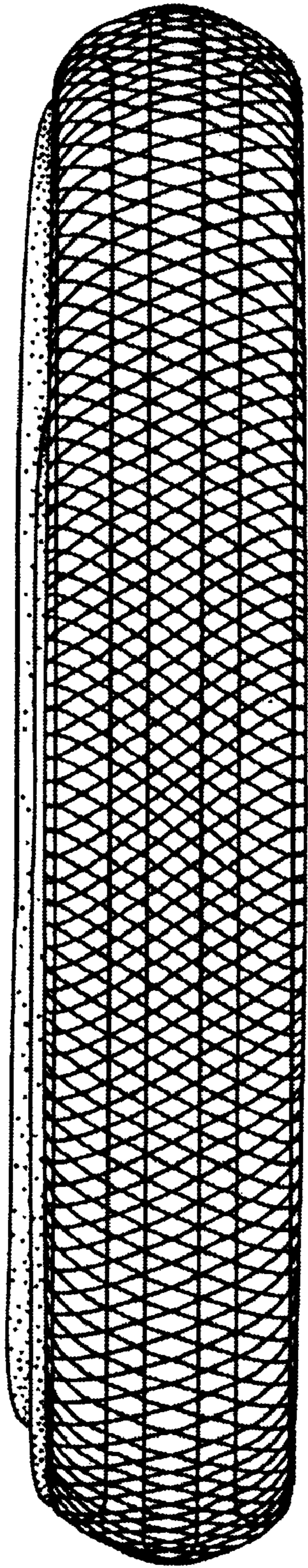


FIG. 7

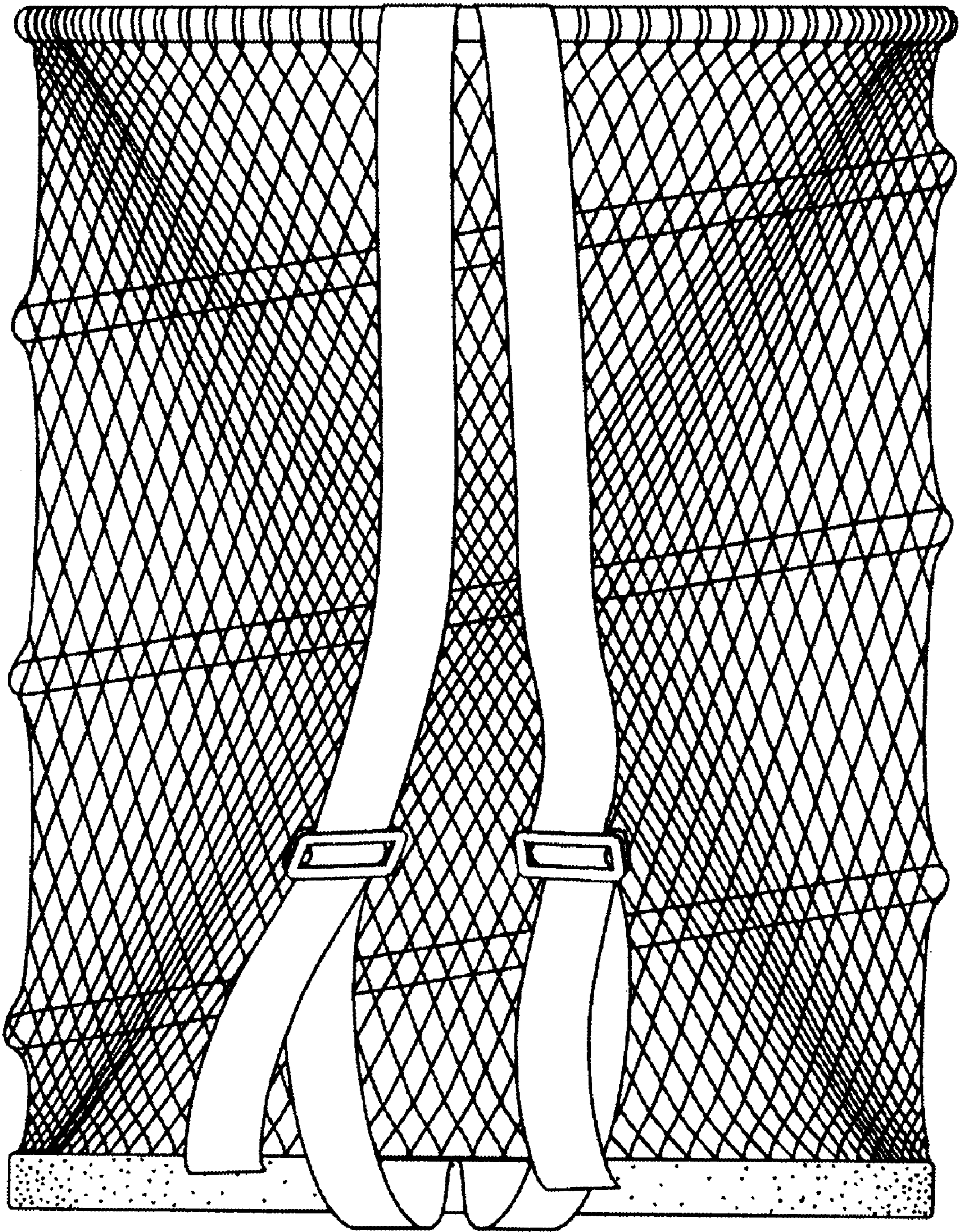


FIG. 8




FIG. 9