



US00D470903S

(12) **United States Design Patent**  
**Evans et al.**

(10) **Patent No.:** **US D470,903 S**

(45) **Date of Patent:** **\*\* Feb. 25, 2003**

(54) **GOLF CLUB HEAD**

(75) Inventors: **D. Clayton Evans**, San Marcos, CA (US); **Luke R. Williams**, La Jolla, CA (US); **Roger Cleveland**, Los Angeles, CA (US); **Augustin W. Rollinson**, Carlsbad, CA (US)

(73) Assignee: **Callaway Golf Company**, Carlsbad, CA (US)

(\*\*) Term: **14 Years**

(21) Appl. No.: **29/156,110**

(22) Filed: **Feb. 20, 2002**

(51) **LOC (7) Cl.** ..... **21-02**

(52) **U.S. Cl.** ..... **D21/733**

(58) **Field of Search** ..... D21/733, 752, D21/759; 473/324-331, 343-346

(56) **References Cited**

**U.S. PATENT DOCUMENTS**

D318,087 S	7/1991	Helmstetter	
D340,492 S	10/1993	Flood	
D343,434 S	1/1994	Helmstetter	
D344,117 S	2/1994	Helmstetter	
D356,843 S	3/1995	Schmidt	
D357,290 S	4/1995	Viollaz	
D361,356 S	8/1995	Feche	
D364,906 S	12/1995	Schmidt	
D365,129 S	12/1995	Guibaud	
D377,674 S	* 1/1997	Schmidt	..... D21/733
D398,681 S	9/1998	Galy	
D399,898 S	10/1998	Stone	

D400,625 S	* 11/1998	Kubica et al.	..... D21/733
D400,627 S	* 11/1998	Kubica et al.	..... D21/733
D414,831 S	10/1999	Matsuo	
D426,268 S	* 6/2000	Ortiz	..... D21/752
D428,950 S	8/2000	Galloway	
D430,244 S	8/2000	Besnard	
D433,073 S	10/2000	Sodano	
D434,095 S	11/2000	Helmstetter	
D435,615 S	12/2000	Besnard	
D440,616 S	* 4/2001	Helmstetter et al.	..... D21/733
D441,819 S	4/2001	Helmstetter	
D442,244 S	5/2001	Olsavsky	
D445,863 S	7/2001	Galloway	
D457,209 S	5/2002	Soracco	

\* cited by examiner

*Primary Examiner*—Mitchell Siegel

(74) *Attorney, Agent, or Firm*—Michael A. Catania

(57) **CLAIM**

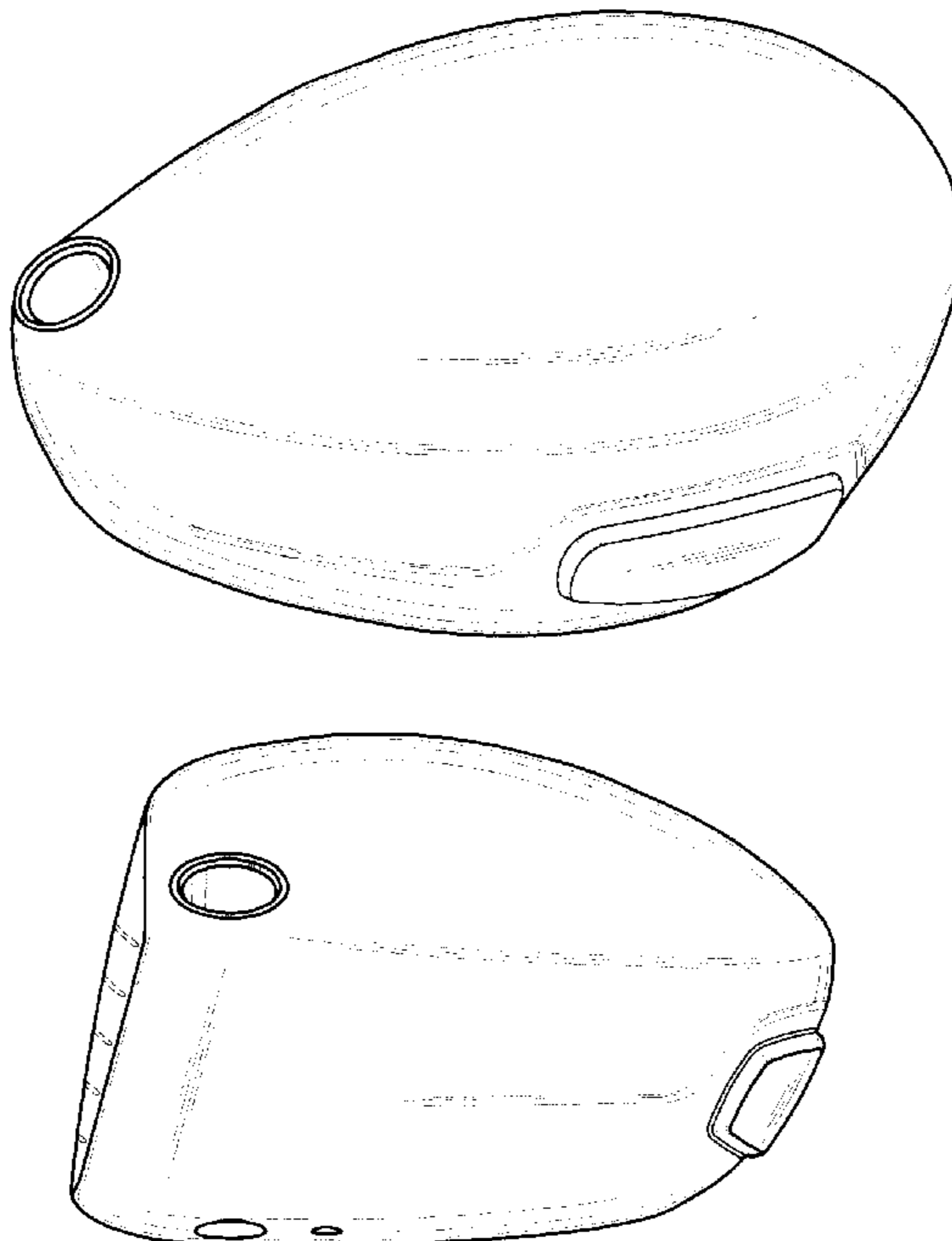
The ornamental design for a golf club head, as shown and described.


**DESCRIPTION**

FIG. 1 is a back perspective view of a golf club head; FIG. 2 is a front plan view thereof; FIG. 3 is a top plan view thereof; FIG. 4 is a heel side view thereof; FIG. 5 is a bottom plan view thereof; FIG. 6 is a toe side view thereof; and, FIG. 7 is a back plan view thereof.

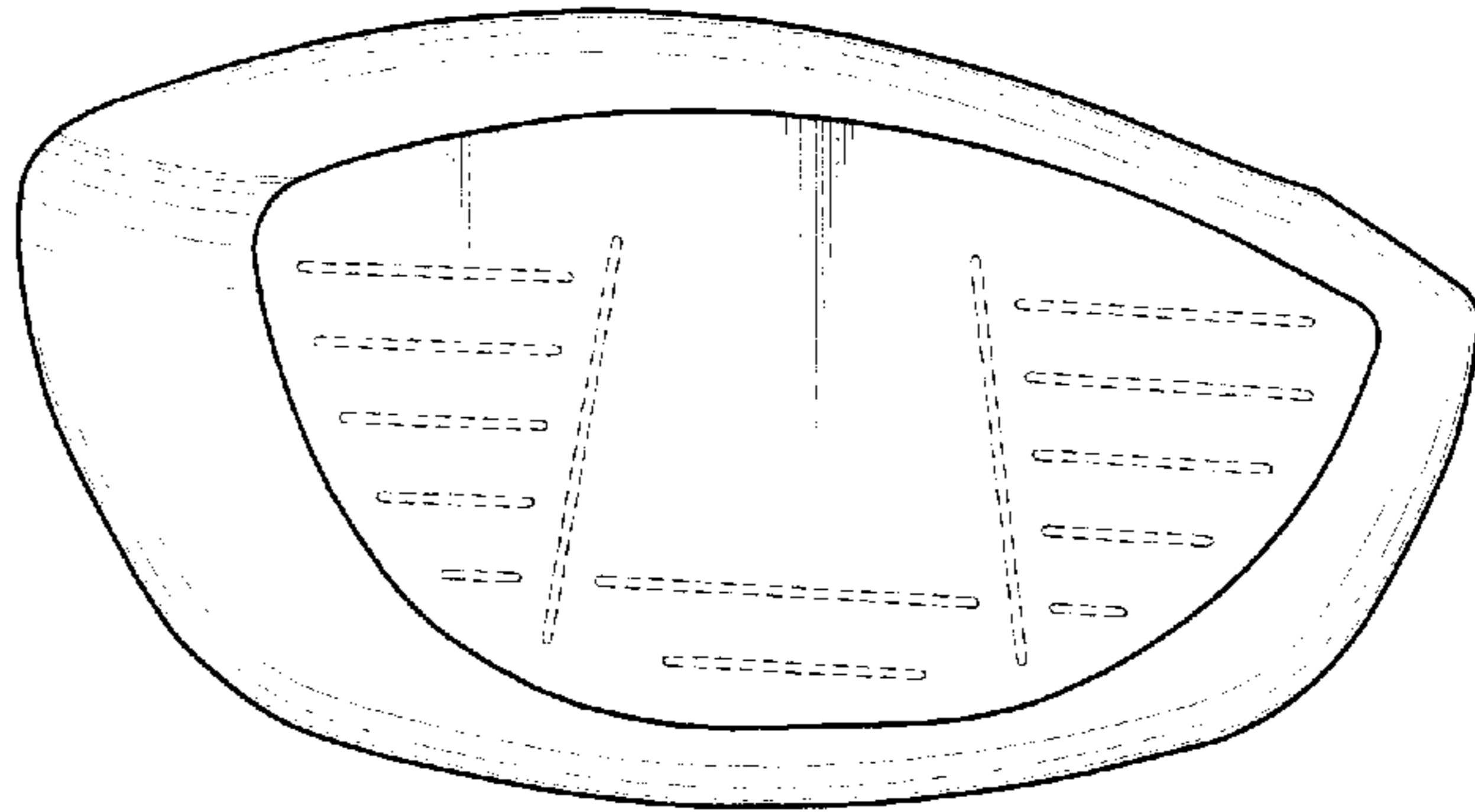
The broken line showing is for illustrative purposes only and forms no part of the claimed design.

**1 Claim, 2 Drawing Sheets**

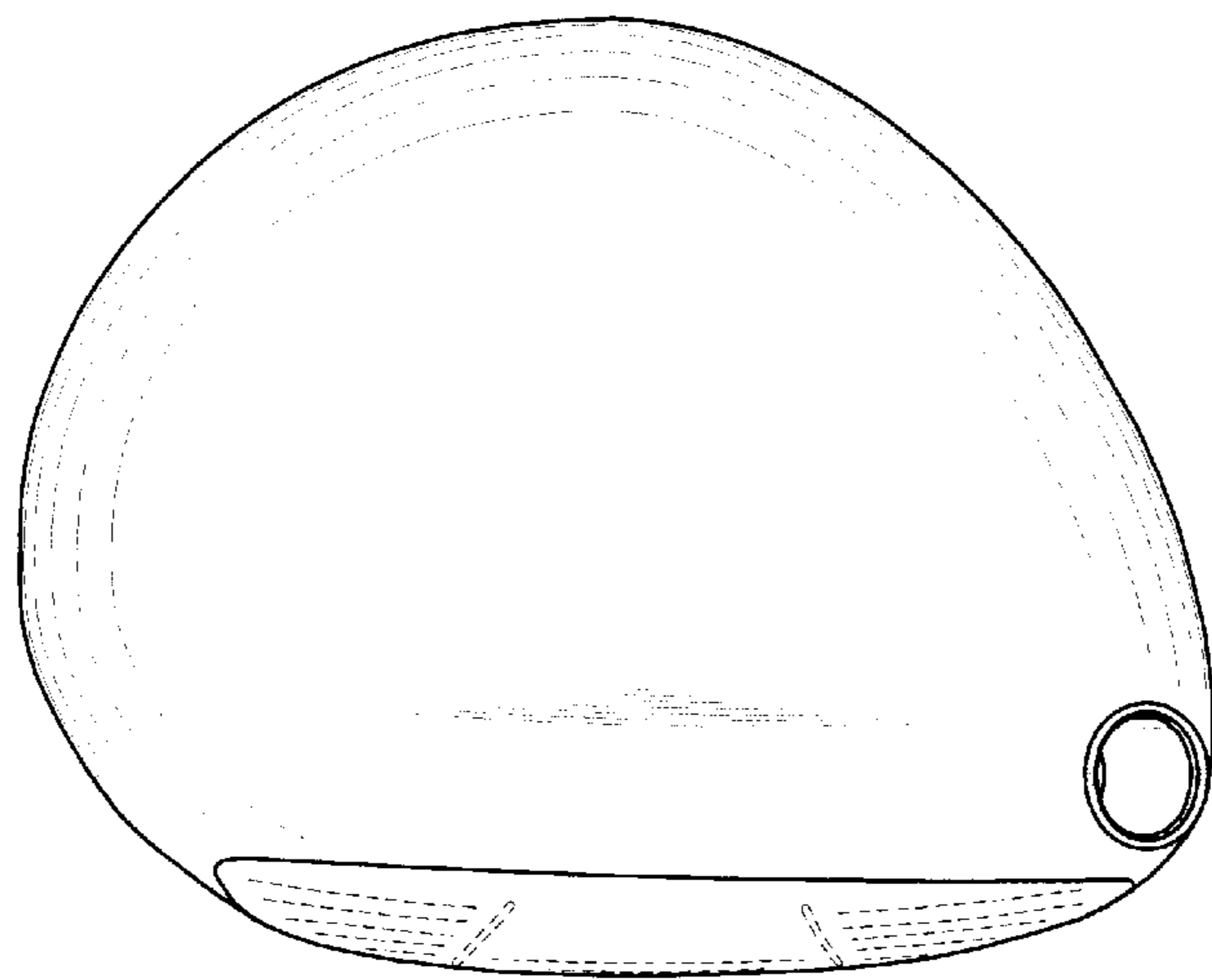




*FIG. 1*



*FIG. 2*



*FIG. 3*

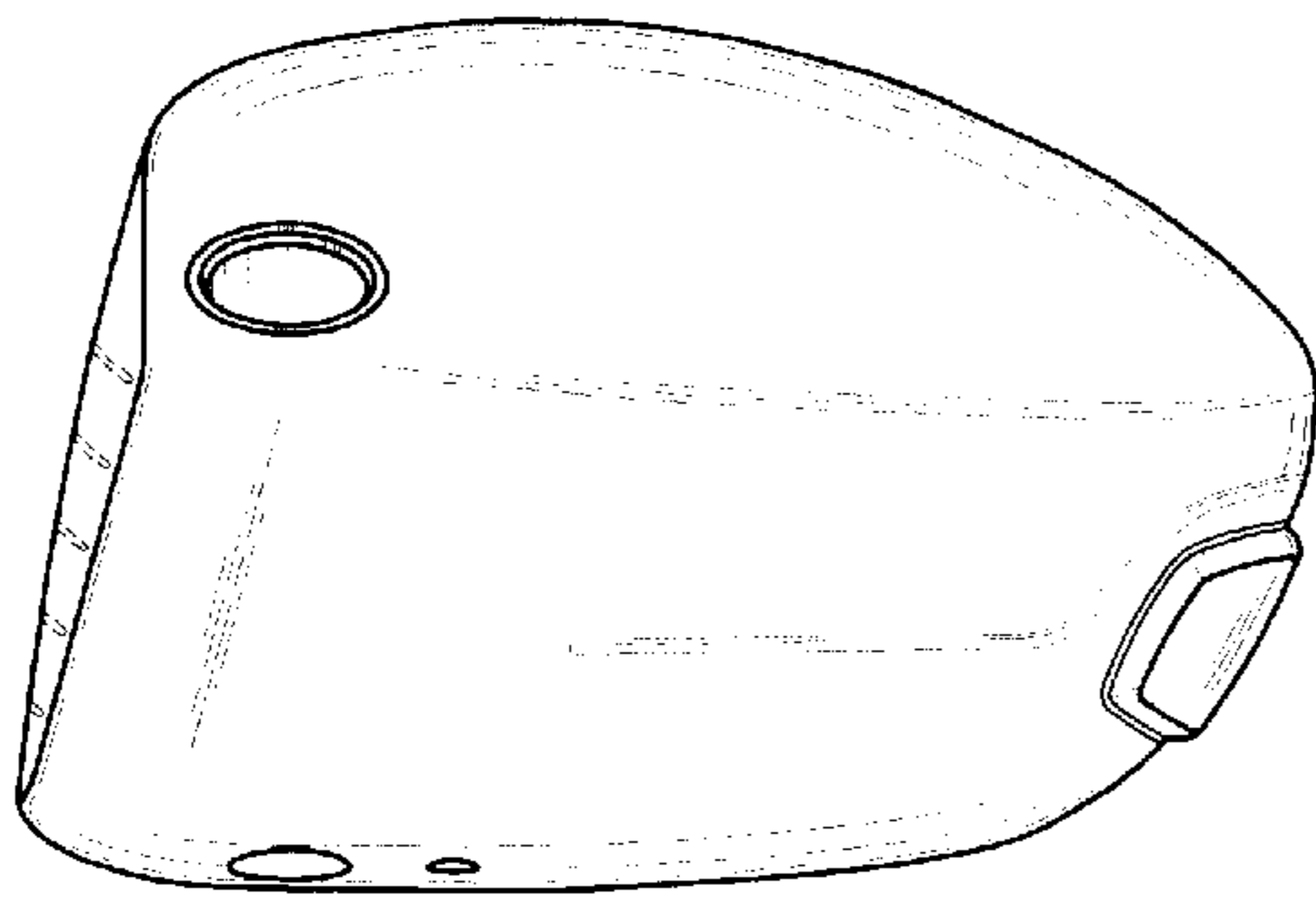


FIG. 4

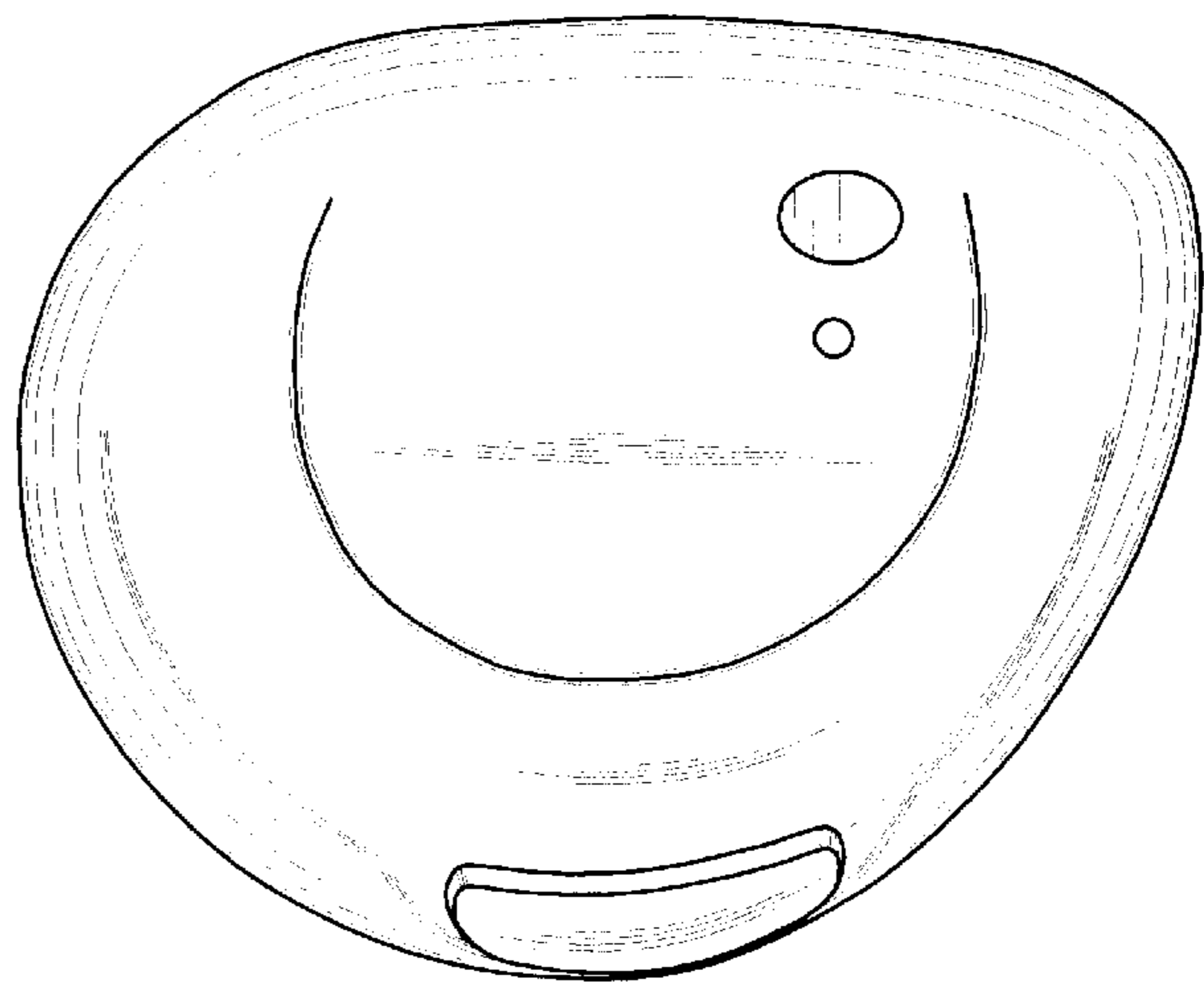


FIG. 5




FIG. 6

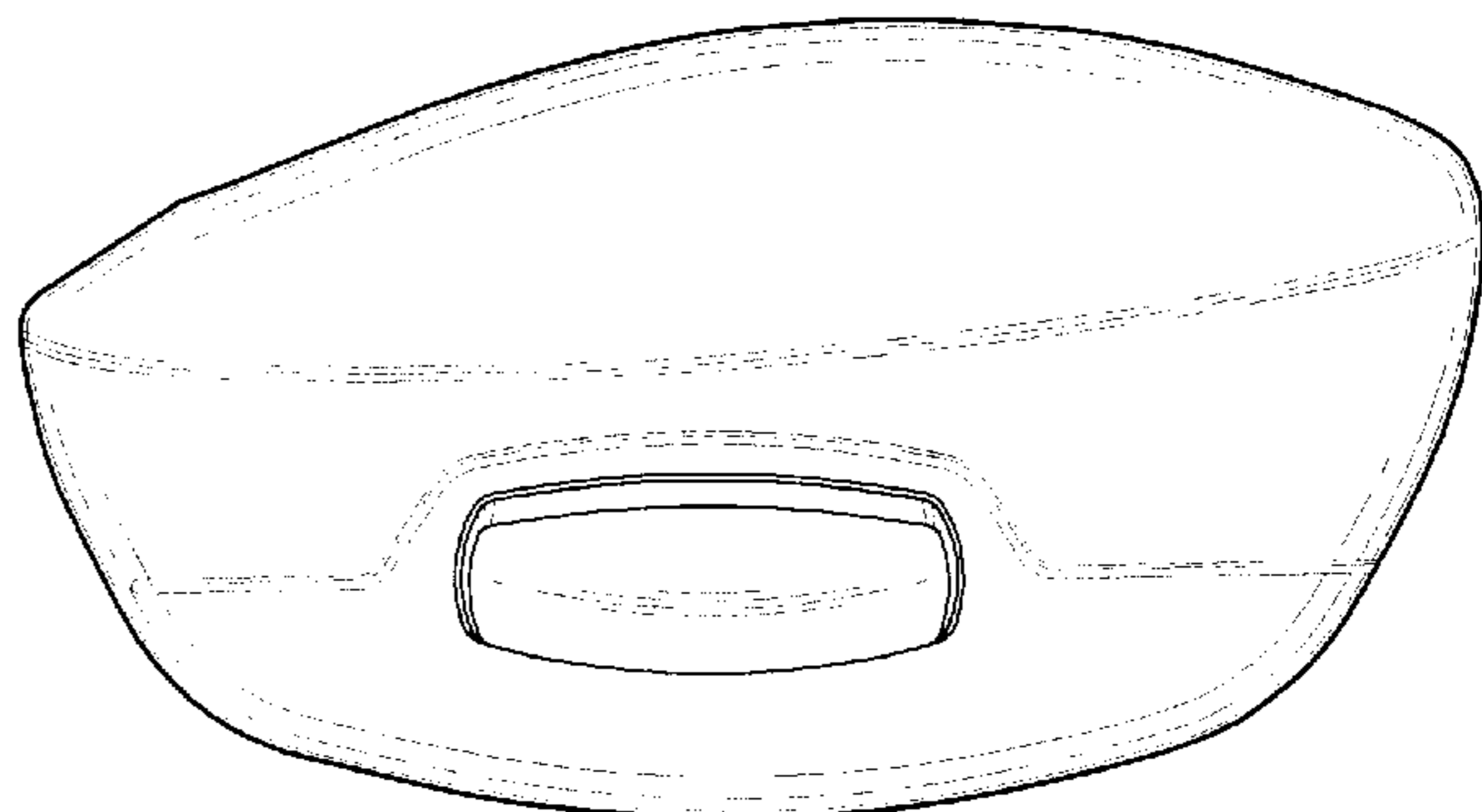


FIG. 7