



US00D470885S

(12) **United States Design Patent**  
**Tahara**

(10) **Patent No.:** **US D470,885 S**

(45) **Date of Patent:** **\*\* Feb. 25, 2003**

(54) **MARKING PEN**

(75) **Inventor:** **Shigeru Tahara, Ikoma-gun (JP)**

(73) **Assignee:** **Kuretake Co., Ltd., Nara (JP)**

(\*\*) **Term:** **14 Years**

(21) **Appl. No.:** **29/160,161**

(22) **Filed:** **May 7, 2002**

(51) **LOC (7) Cl.** ..... **19-06**

(52) **U.S. Cl.** ..... **D19/36; D19/43; D19/49**

(58) **Field of Search** ..... **D19/35, 36, 41-51, 195-202, 203, 204, 205, 206, 207, 208, 209, 210, 211, 212, 213, 243-247, 261, 262, 52, 195**

(56) **References Cited**

**U.S. PATENT DOCUMENTS**

- D103,387 S \* 3/1937 Chesler ..... D19/49 X
- D279,992 S \* 8/1985 Gribb ..... D19/43
- 4,557,618 A \* 12/1985 Iwata et al. .... 401/34
- D330,912 S \* 11/1992 Otake ..... D19/66

- D389,862 S \* 1/1998 Imagawa ..... D19/43
- D399,253 S \* 10/1998 Raymond ..... D19/36
- 5,895,160 A \* 4/1999 Ginelli ..... 401/17
- D420,386 S \* 2/2000 Clarke ..... D19/36

\* cited by examiner

*Primary Examiner*—Martie K. Holtje

(74) *Attorney, Agent, or Firm*—Smith Patent Office

(57) **CLAIM**

The ornamental design for a marking pen, as shown and described.

**DESCRIPTION**

FIG. 1 is a perspective view of a marking pen;  
 FIG. 2 is a front view thereof;  
 FIG. 3 is a rear view thereof;  
 FIG. 4 is a top view thereof;  
 FIG. 5 is a bottom view thereof; and,  
 FIG. 6 is a perspective view in an exploded condition showing the upper and lower caps of the marking pen being opened.

**1 Claim, 2 Drawing Sheets**

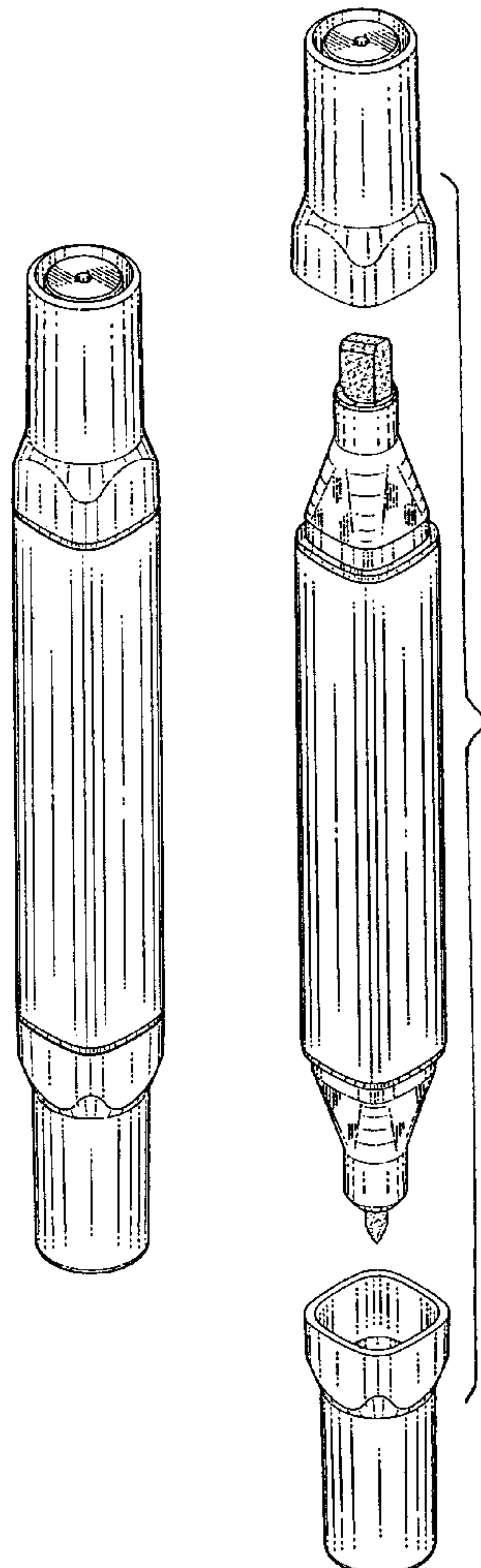


Fig. 1




Fig. 2




Fig. 3




Fig. 4

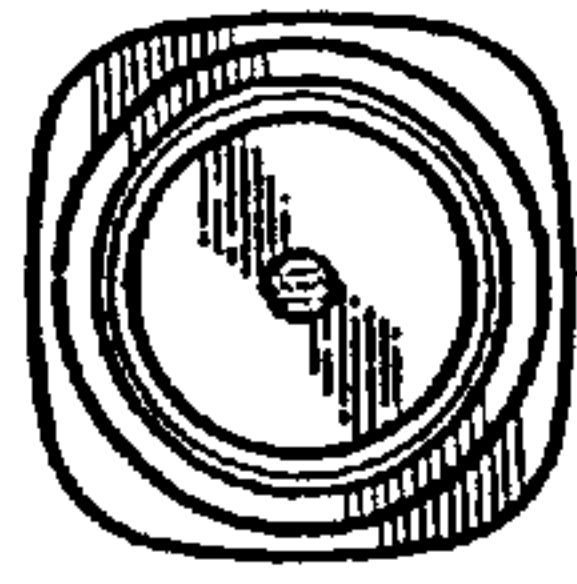


Fig. 6

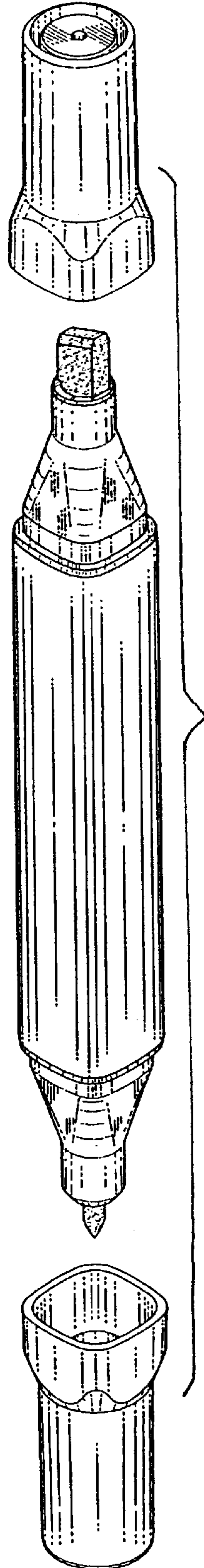


Fig. 5

