



US00D470881S

(12) **United States Design Patent**
Minamidani

(10) **Patent No.:** **US D470,881 S**

(45) **Date of Patent:** **** Feb. 25, 2003**

(54) **SWIMMING GOGGLES**

(75) **Inventor:** **Kimiko Minamidani, Osaka (JP)**

(73) **Assignee:** **Yamamoto Kogaku Co., Ltd., Osaka (JP)**

(**) **Term:** **14 Years**

(21) **Appl. No.:** **29/147,221**

(22) **Filed:** **Aug. 24, 2001**

(30) **Foreign Application Priority Data**

Feb. 26, 2001 (JP) 2001-004417

(51) **LOC (7) Cl.** **16-06**

(52) **U.S. Cl.** **D16/311**

(58) **Field of Search** D16/101, 300-333,
D16/339; D29/103-104, 109-110; D24/110.2;
351/41, 44, 51, 52, 158; 2/426, 428, 430,
432, 436, 437, 449, 451, 452

(56) **References Cited**

U.S. PATENT DOCUMENTS

5,802,621 A * 9/1998 Chou 2/430
5,829,064 A * 11/1998 Huang 2/428

D411,559 S * 6/1999 Chou D16/303
5,950,248 A * 9/1999 Kawashima et al. 2/426
6,052,834 A * 4/2000 Chou 2/440
6,070,272 A * 6/2000 Chiang 2/442
D451,531 S * 12/2001 Mabuchi D16/303

* cited by examiner

Primary Examiner—Raphael Barkai

(74) *Attorney, Agent, or Firm*—Koda & Androlia

(57) **CLAIM**

The ornamental design for the swimming goggles, as shown and described.

DESCRIPTION

FIG. 1 is a front elevational view of the swimming goggles showing my new design;

FIG. 2 is a rear elevational view thereof;

FIG. 3 is a left side elevational view thereof, the right side elevational view being the mirror image of the left side elevational view;

FIG. 4 is a top plan view thereof;

FIG. 5 is a bottom plan view thereof; and,

FIG. 6 is a perspective view taken from the front, top and left side of the swimming goggles.

1 Claim, 5 Drawing Sheets




Fig.1

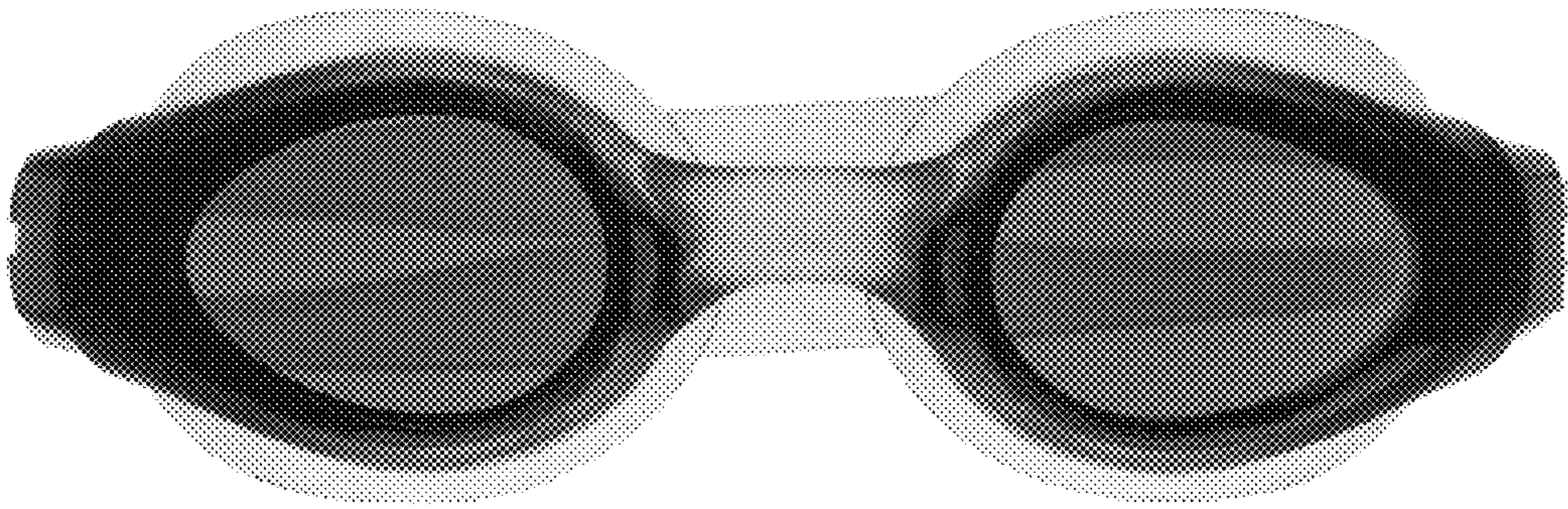


Fig.2

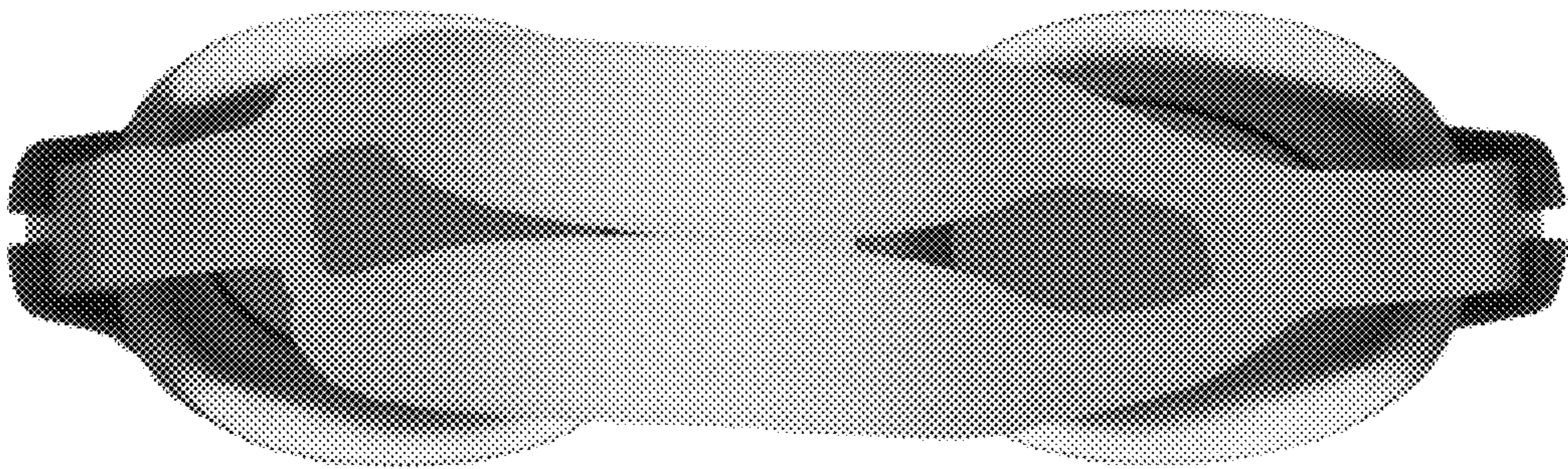


Fig.3




Fig.4



Fig. 5



Fig. 6

