



US00D470870S

(12) **United States Design Patent**
Pinchot

(10) **Patent No.:** **US D470,870 S**

(45) **Date of Patent:** **** *Feb. 25, 2003**

(54) **DIAMOND SHAPE EXTRUDER INSERT**

(75) **Inventor:** **James M. Pinchot**, Parma, OH (US)

(73) **Assignee:** **JMP Industries, Inc.**, Cleveland, OH (US)

(*) **Notice:** This patent is subject to a terminal disclaimer.

(**) **Term:** **14 Years**

5,938,992 A	8/1999	Hamanaka et al.
5,972,254 A	10/1999	Sander
6,045,764 A	4/2000	Iizuka et al.
6,156,698 A	12/2000	Iida et al.
6,162,524 A	12/2000	Patchett et al.
6,206,675 B1	3/2001	BeVier
D442,612 S	5/2001	Pinchot
D444,487 S	7/2001	Pinchot
D446,794 S	8/2001	Pinchot
D450,732 S	11/2001	Pinchot
D452,257 S	12/2001	Pinchot

* cited by examiner

(21) **Appl. No.:** **29/158,778**

(22) **Filed:** **Apr. 9, 2002**

(51) **LOC (7) Cl.** **15-09**

(52) **U.S. Cl.** **D15/139**

(58) **Field of Search** D15/138, 139,
D15/199; 156/89; 428/213.5, 213.7, 116;
425/190, 191, 192 S, 192 R; 264/39, 621,
43, 44, 229, 631, 177.12; 134/22.12; 501/95.2;
502/303-305, 328

Primary Examiner—Antoine Duval Davis
(74) *Attorney, Agent, or Firm*—Fay, Sharpe, Fagan,
Minnich & McKee

(57) **CLAIM**

The ornamental design for a diamond shape extruder insert, as shown and described.

DESCRIPTION

FIG. 1 is a top plane view of a diamond shape extruder insert showing my new design;
FIG. 2 is a cross-sectional view along line 2—2 of FIG. 1; and,
FIG. 3 is a front elevational view of the diamond shape extruder insert of FIG. 1.

(56) **References Cited**

U.S. PATENT DOCUMENTS

4,003,690 A	*	1/1977	Magnollay	425/190 X
4,293,357 A		10/1981	Higuchi et al.		
4,738,735 A		4/1988	Joncker et al.		
5,878,804 A		3/1999	Williams et al.		
5,882,782 A		3/1999	Tsubone		

1 Claim, 2 Drawing Sheets

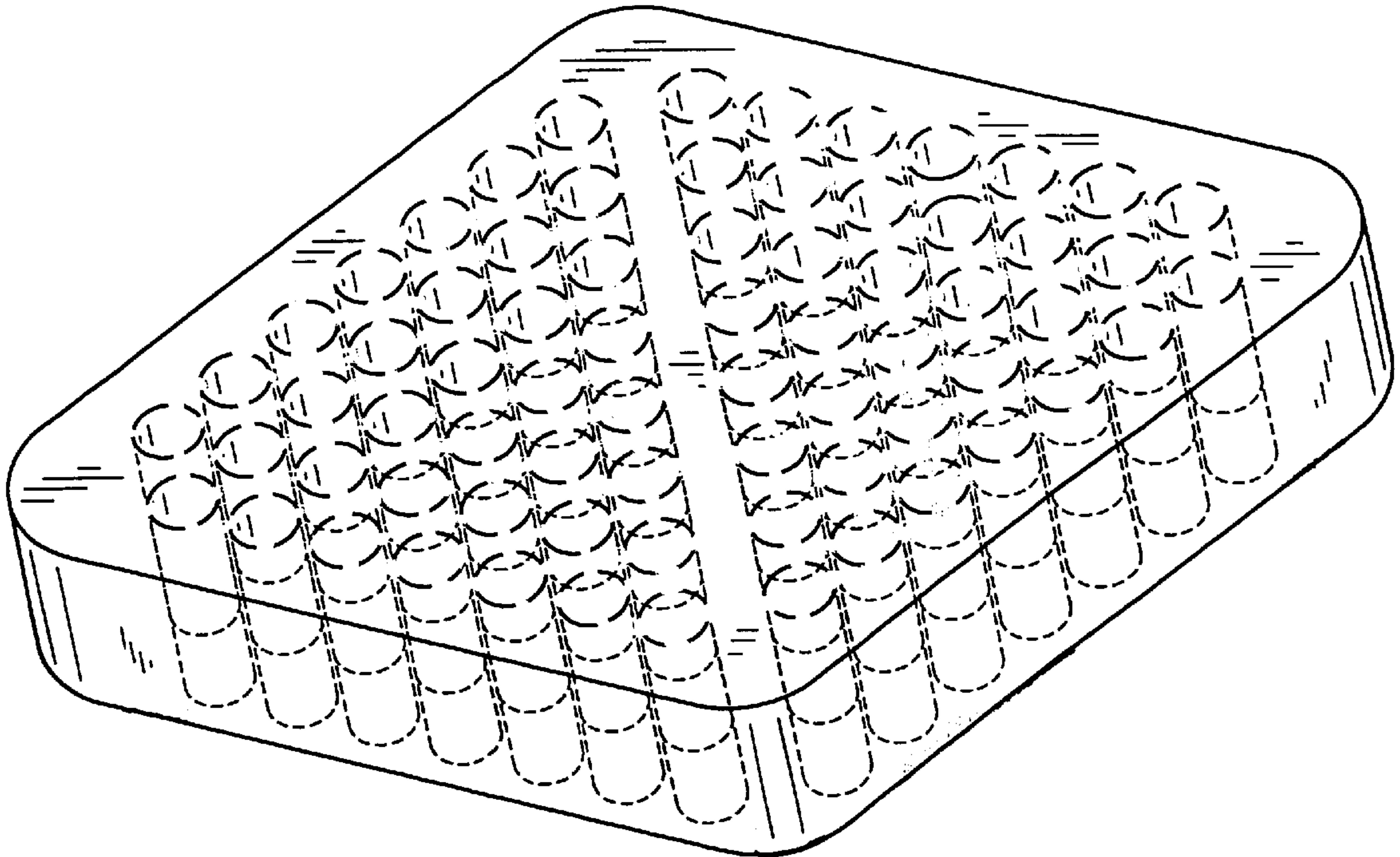


FIG. 1

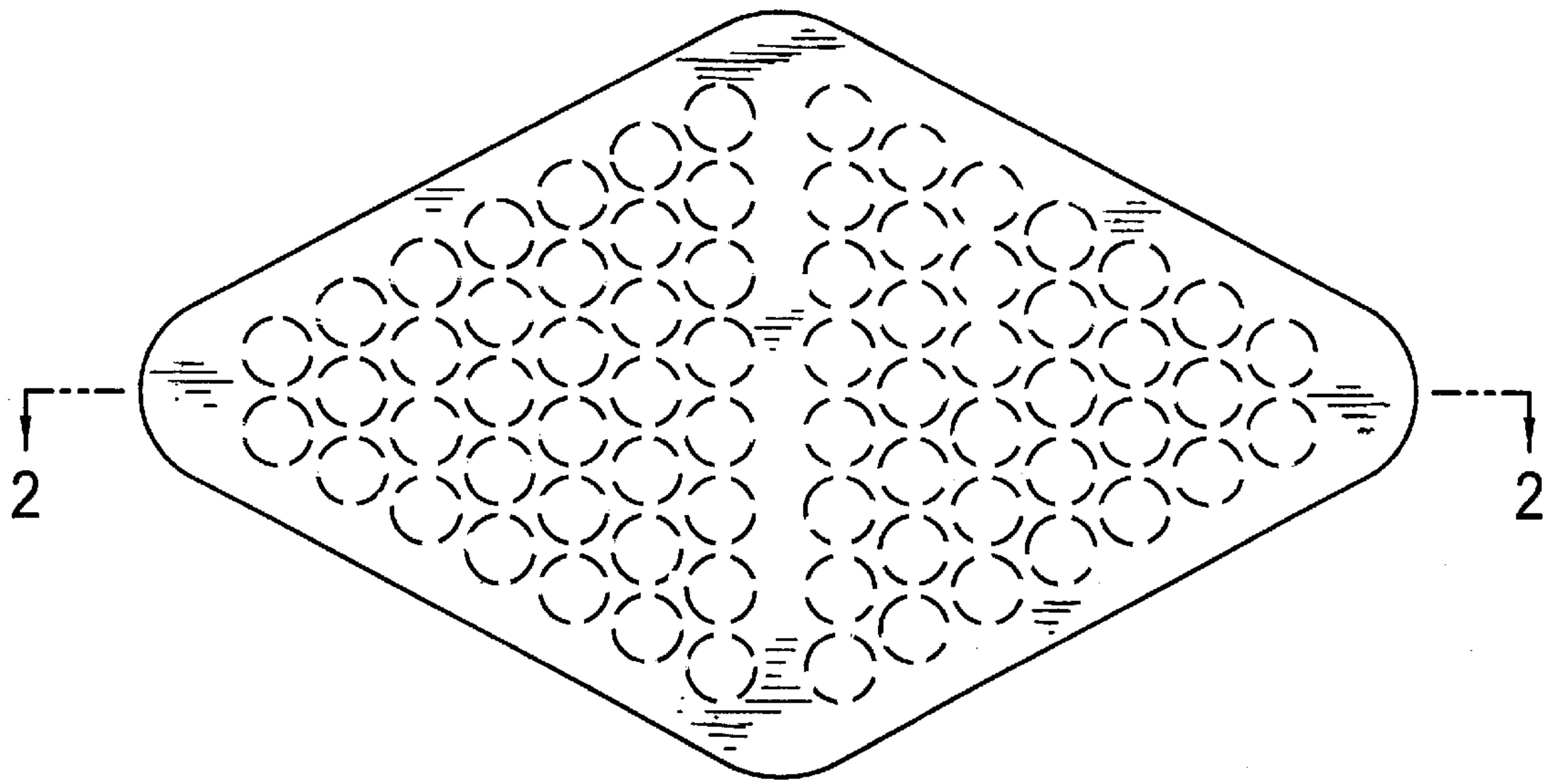


FIG. 2

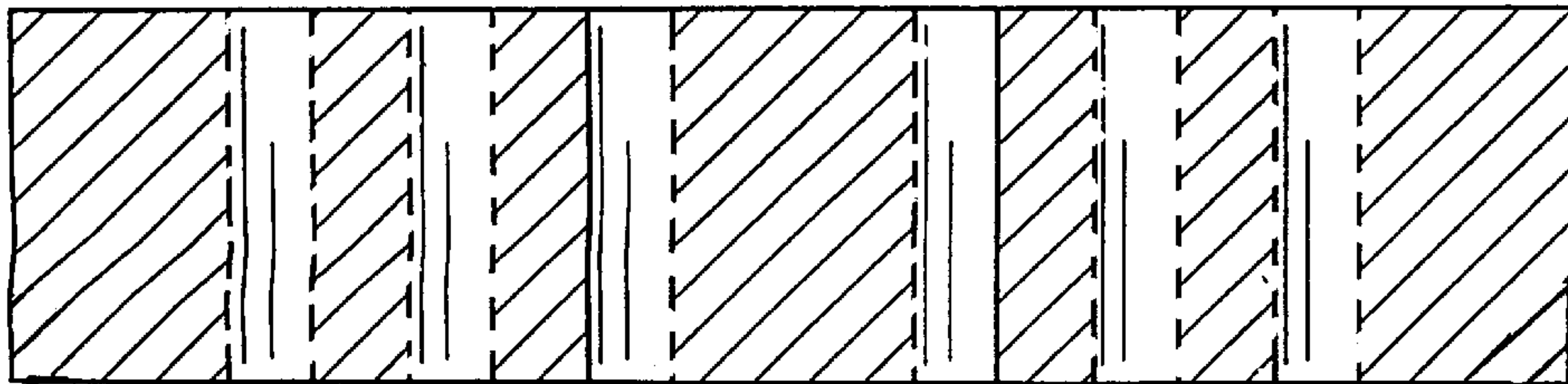


FIG. 3

