



US00D470866S

(12) **United States Design Patent**
Beauregard

(10) **Patent No.:** **US D470,866 S**

(45) **Date of Patent:** **** Feb. 25, 2003**

(54) **REFRIGERATED COOLER**

(75) **Inventor:** **Ronald H. Beauregard**, Ft. Lauderdale,
FL (US)

(73) **Assignee:** **Thomas Plastics, Inc.**, Hollywood, FL
(US)

(**) **Term:** **14 Years**

(21) **Appl. No.:** **29/153,557**

(22) **Filed:** **Jan. 11, 2002**

(51) **LOC (7) Cl.** **15-07**

(52) **U.S. Cl.** **D15/83**

(58) **Field of Search** D15/79-91; D6/449,
D6/470-472; D7/605-608; 312/128, 114,
116, 117, 134, 239.2, 234.1

(56) **References Cited**

U.S. PATENT DOCUMENTS

D278,193 S * 4/1985 Boxall D15/88

D337,699 S * 7/1993 Espersen D15/83

D344,962 S * 3/1994 Colman D15/79

D372,739 S * 8/1996 Bustos D15/81

D439,913 S * 4/2001 Jobst D15/84

* cited by examiner

Primary Examiner—Mitchell Siegel

(74) *Attorney, Agent, or Firm*—Richard S. Ross, Esq.

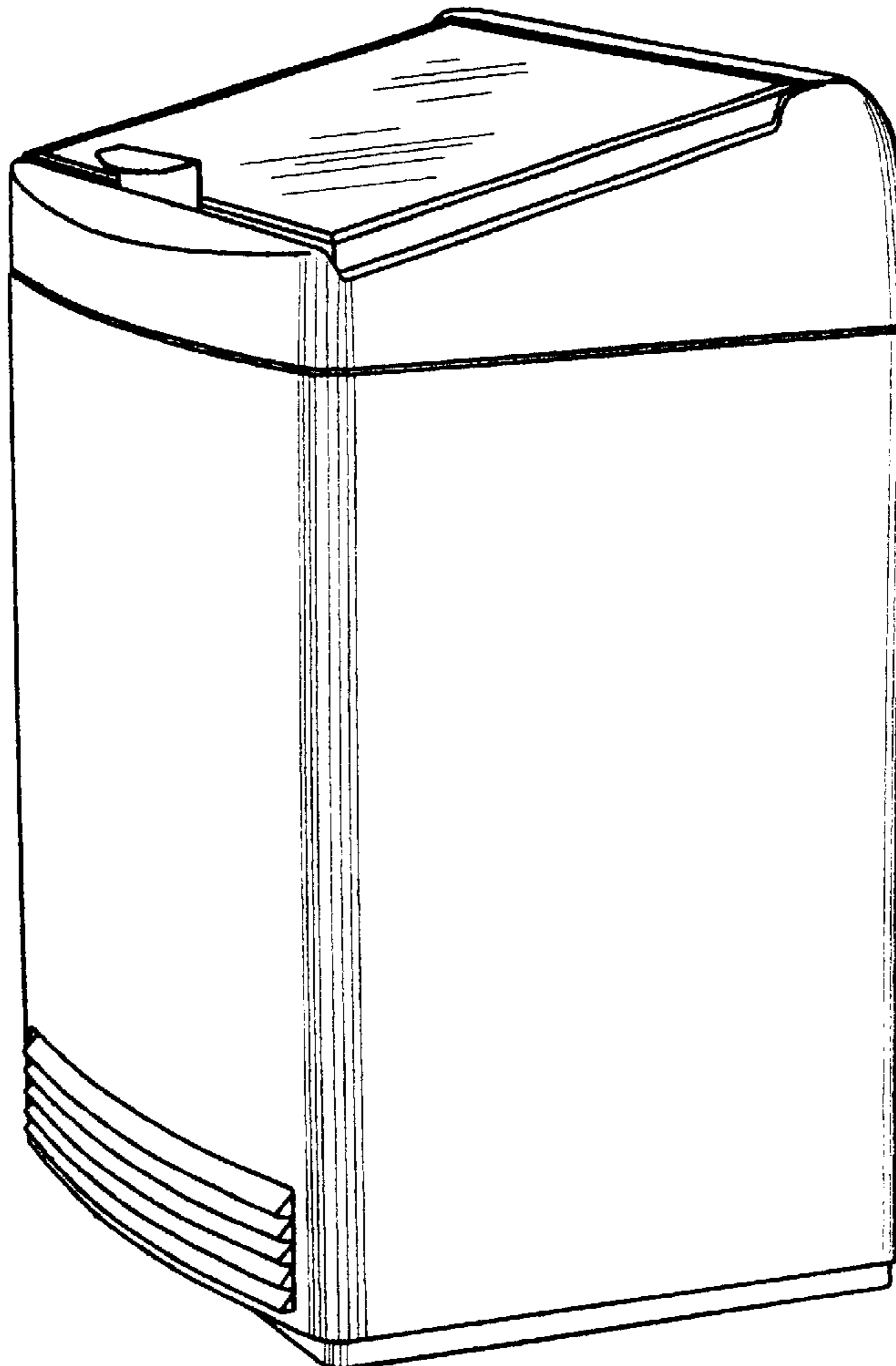
(57) **CLAIM**

The ornamental design for a refrigerated cooler, as shown and described.

DESCRIPTION

FIG. 1 top view of the present invention;
FIG. 2 is a front view of the present invention;
FIG. 3 is a right side view of the present invention, the left side view being a mirror image thereof;
FIG. 4 is a rear view of the present invention;
FIG. 5 is a bottom view of the present invention; and,
FIG. 6 is a perspective view of the present invention.

1 Claim, 6 Drawing Sheets



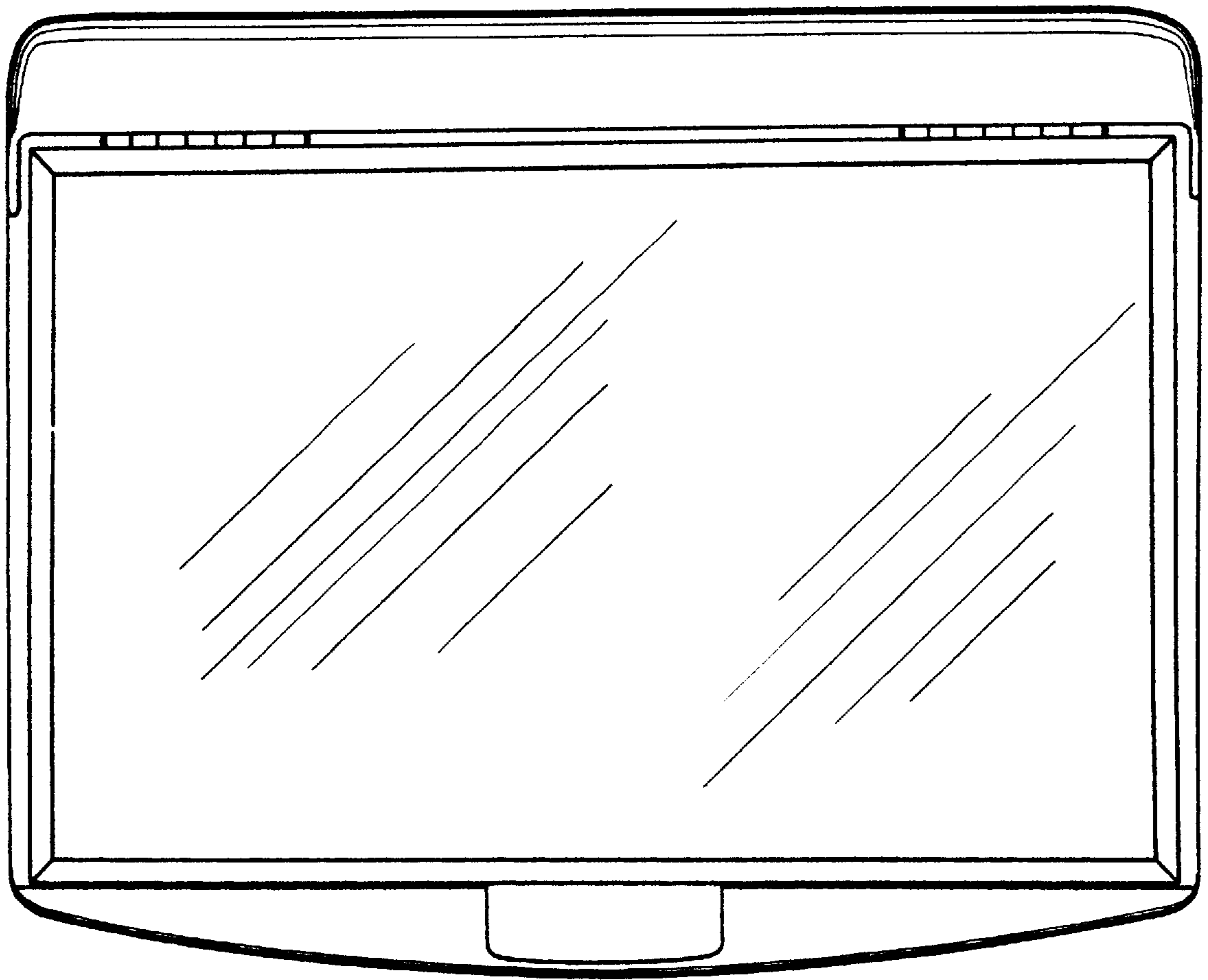


Fig. 1




Fig. 2




Fig. 3




Fig. 4




Fig. 5

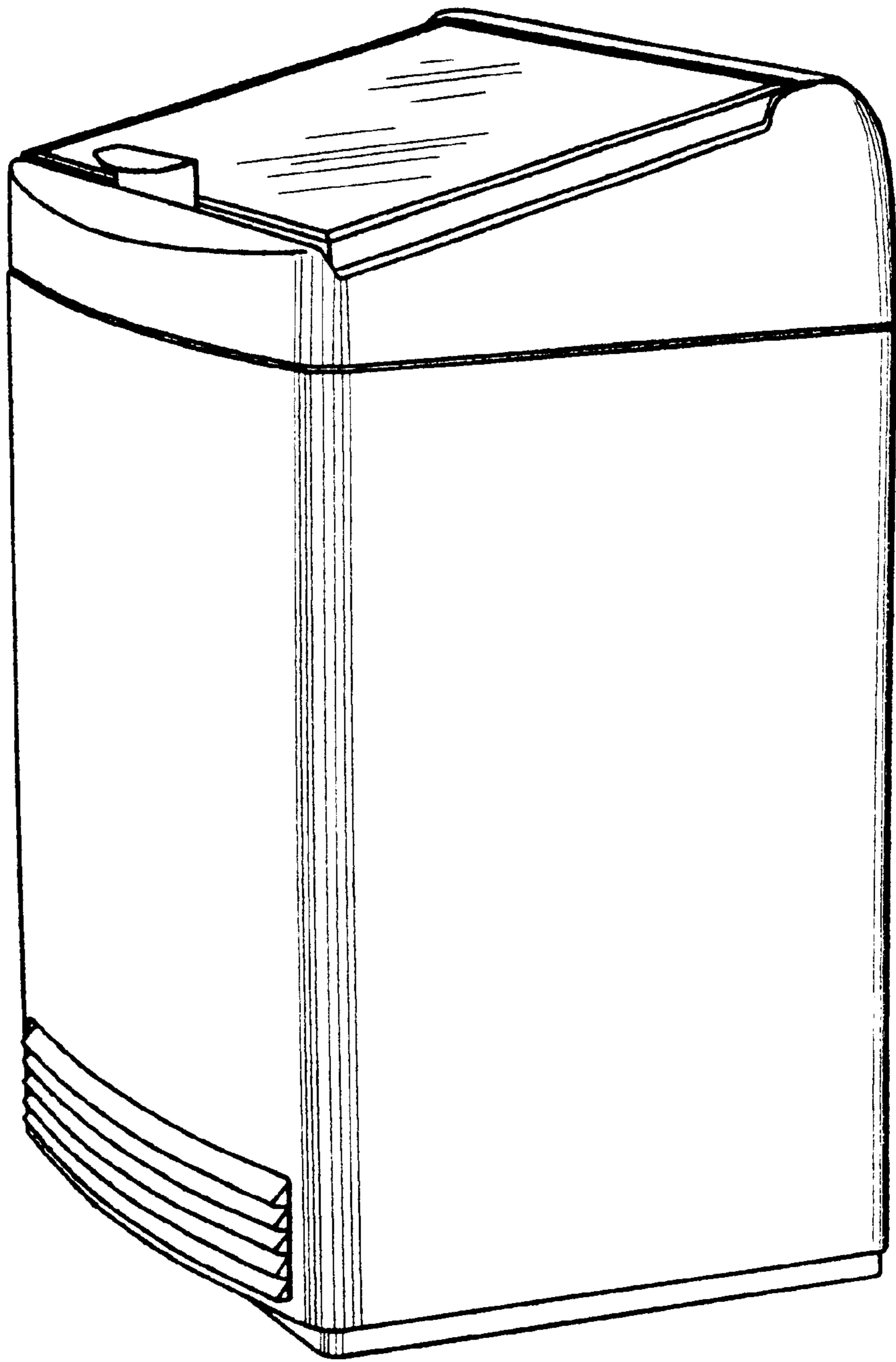


Fig. 6