



US00D470859S

(12) **United States Design Patent** (10) **Patent No.:** **US D470,859 S**  
**Lane** (45) **Date of Patent:** **\*\* Feb. 25, 2003**

(54) **PORTION OF A COMPUTER DISPLAY WITH A COMPUTER ICON GRAPHIC**

(75) Inventor: **Leslie W Lane**, Longmont, CO (US)

(73) Assignee: **Hewlett-Packard Company**, Palo Alto, CA (US)

(\*\*) Term: **14 Years**

(21) Appl. No.: **29/145,971**

(22) Filed: **Jul. 31, 2001**

(51) **LOC (7) Cl.** ..... **14-02**

(52) **U.S. Cl.** ..... **D14/489**

(58) **Field of Search** ..... D14/485-95; D18/24-33; D19/6; D20/11; D21/324-33; 345/700-26, 764-862

(56) **References Cited**

**U.S. PATENT DOCUMENTS**

D295,631 S \* 5/1988 Wells-Papanek et al.

D385,868 S \* 11/1997 Fumarolo et al.

D397,101 S \* 8/1998 Bier

D397,687 S \* 9/1998 Arora et al.

D442,971 S \* 5/2001 Ginocchio

D453,769 S \* 2/2002 Platz et al.

D456,420 S \* 4/2002 Platz et al.

\* cited by examiner

*Primary Examiner*—M. H. Tung

(57) **CLAIM**

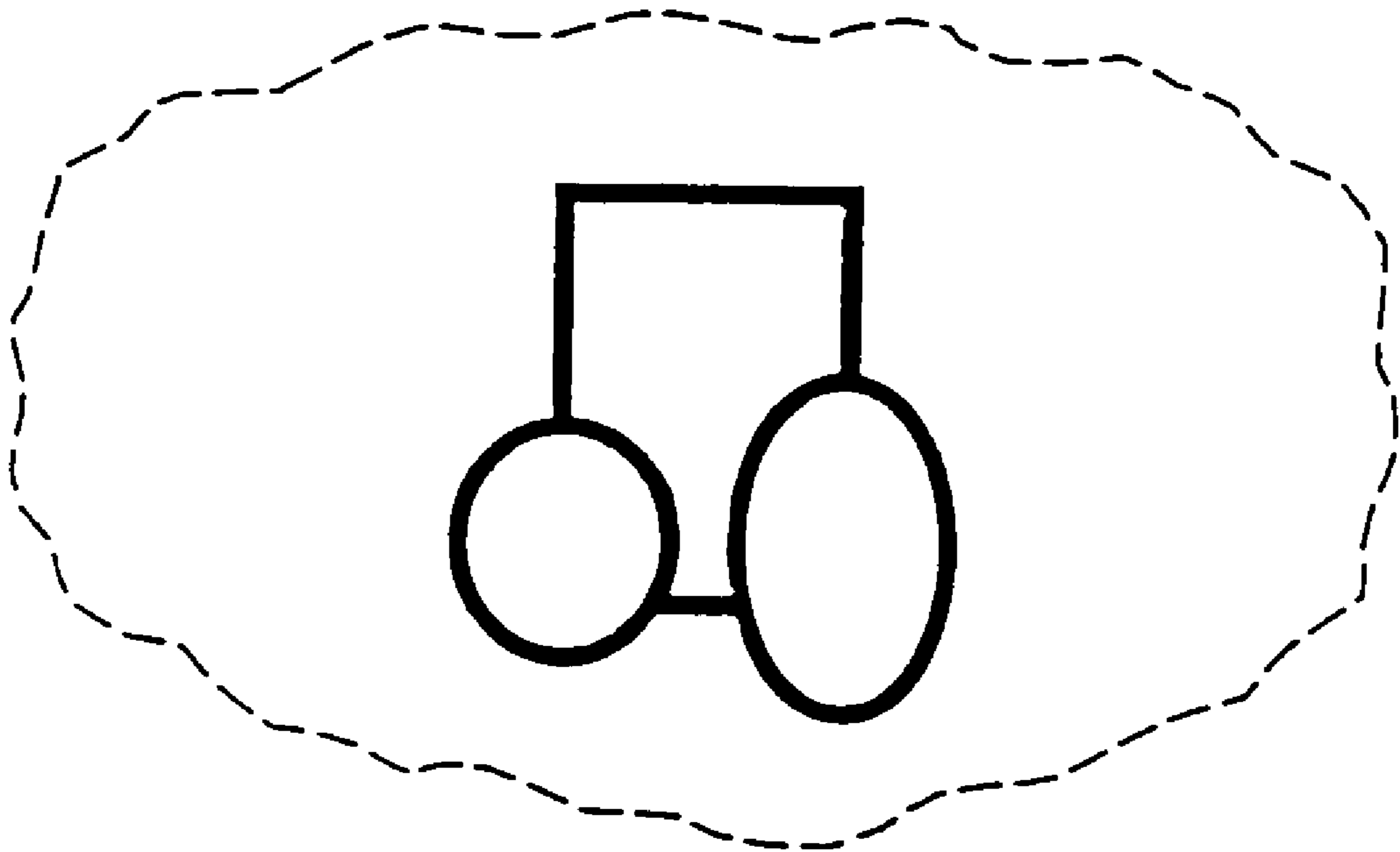
The ornamental design for a portion of a computer display with a computer icon graphic, as shown and described.

**DESCRIPTION**

FIG. 1 is a front view of a portion of a computer display with a computer icon graphic of the present invention; and, FIG. 2 is a front view of a second embodiment thereof.

The broken line drawing of a portion of a computer display with a computer icon graphic is for illustrative purposes only and forms no part of the claimed design.

**1 Claim, 1 Drawing Sheet**



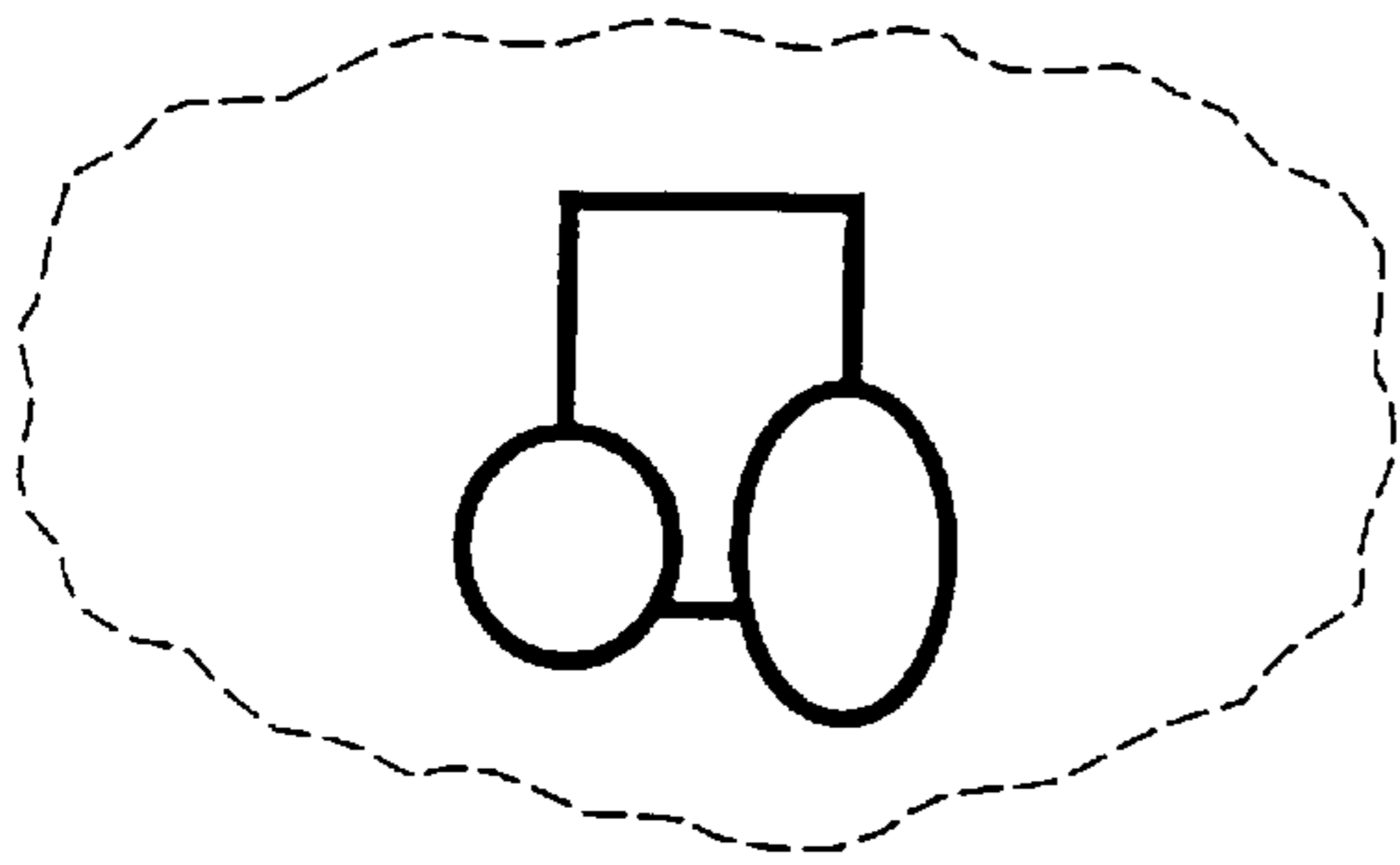


Fig. 1

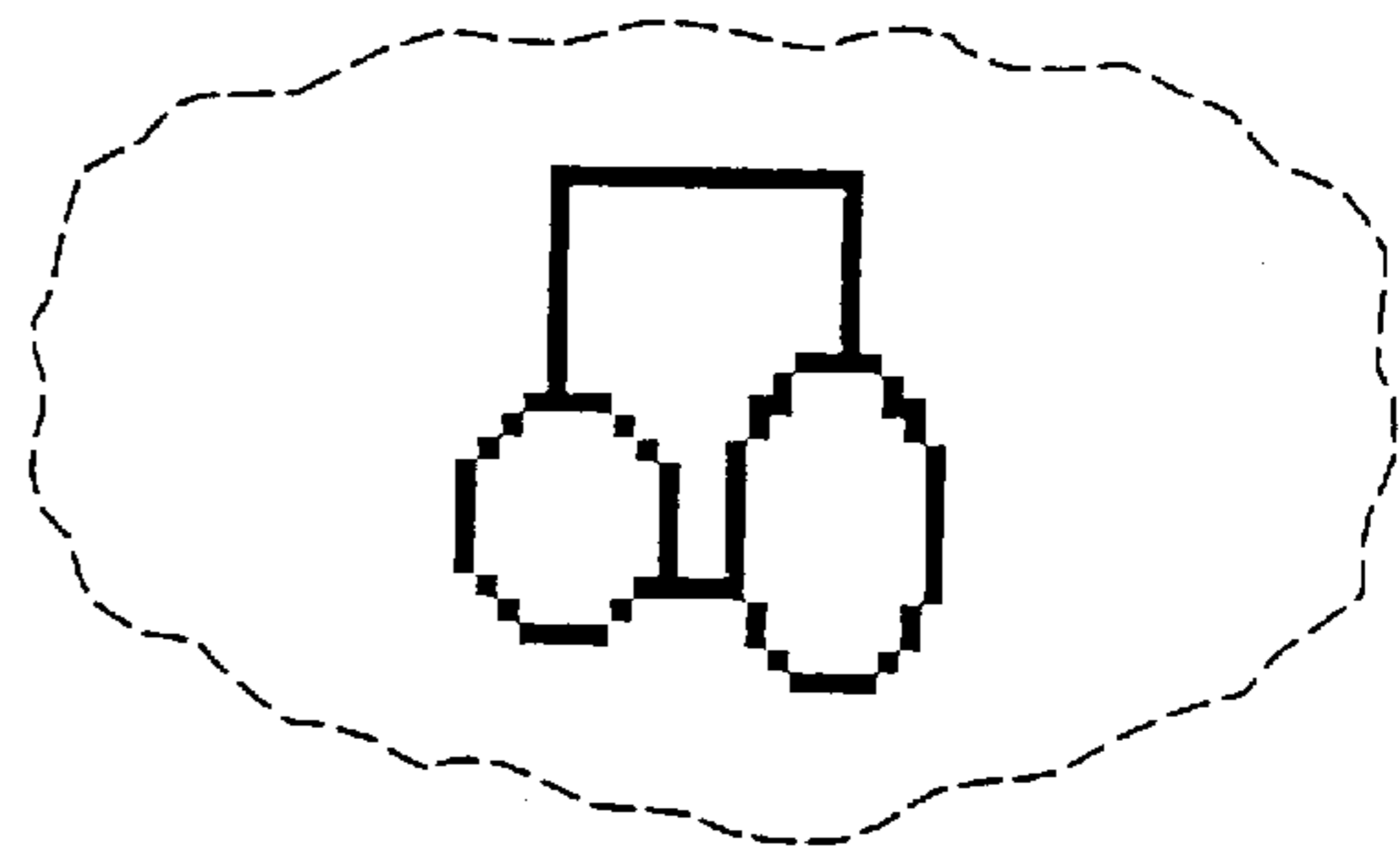


Fig. 2