



US00D470841S

(12) **United States Design Patent**
Feierbach

(10) **Patent No.:** **US D470,841 S**

(45) **Date of Patent:** **** Feb. 25, 2003**

(54) **POCKET COMMUNICATION COMPUTER**

(76) Inventor: **Wolfgang Feierbach**, Industriestrasse 6,
D-63674 Altenstadt/Hessen (DE)

(**) Term: **14 Years**

(21) Appl. No.: **29/141,117**

(22) Filed: **Apr. 27, 2001**

(30) **Foreign Application Priority Data**

Dec. 21, 2000 (DE) 400 11 977

(51) **LOC (7) Cl.** **14-02**

(52) **U.S. Cl.** **D14/345**

(58) **Field of Search** D14/341-346;
D19/59, 60; D27/158, 159; D18/1, 2, 7;
341/22, 23; 345/156, 168, 169, 172, 173,
102; 349/12; 361/680-686; 434/201; 708/105;
455/567

(56) **References Cited**

U.S. PATENT DOCUMENTS

D216,328 S	*	12/1969	Gujer	D27/158
4,340,375 A	*	7/1982	Sakaue et al.	434/201
4,379,210 A		4/1983	Sparber		
D308,964 S	*	7/1990	Deakins	D14/345
D317,365 S	*	6/1991	Rousseau	D27/158
5,414,444 A		5/1995	Britz		
5,491,507 A		2/1996	Umezawa et al.		
D378,686 S	*	4/1997	Proctor et al.	D14/345
5,646,649 A		7/1997	Iwata et al.		
D385,299 S	*	10/1997	Adams	D14/342
5,734,513 A		3/1998	Wang et al.		
5,752,203 A		5/1998	Yamashita		

5,835,863 A		11/1998	Ikenouchi et al.		
D402,310 S	*	12/1998	Hendricks	D14/345
5,898,600 A	*	4/1999	Isashi	345/169
5,960,367 A		9/1999	Kita		
6,069,648 A		5/2000	Suso et al.		
6,118,979 A		9/2000	Powell		
6,137,525 A		10/2000	Lee et al.		
6,144,358 A		11/2000	Narayanaswamy et al.		
6,177,950 B1		1/2001	Robb		

OTHER PUBLICATIONS

“The Promise of Bluetooth” Techview, Laptop (Jan. 2001).

* cited by examiner

Primary Examiner—Freda Nunn

(74) *Attorney, Agent, or Firm*—Knobbe, Martens, Olson & Bear LLP

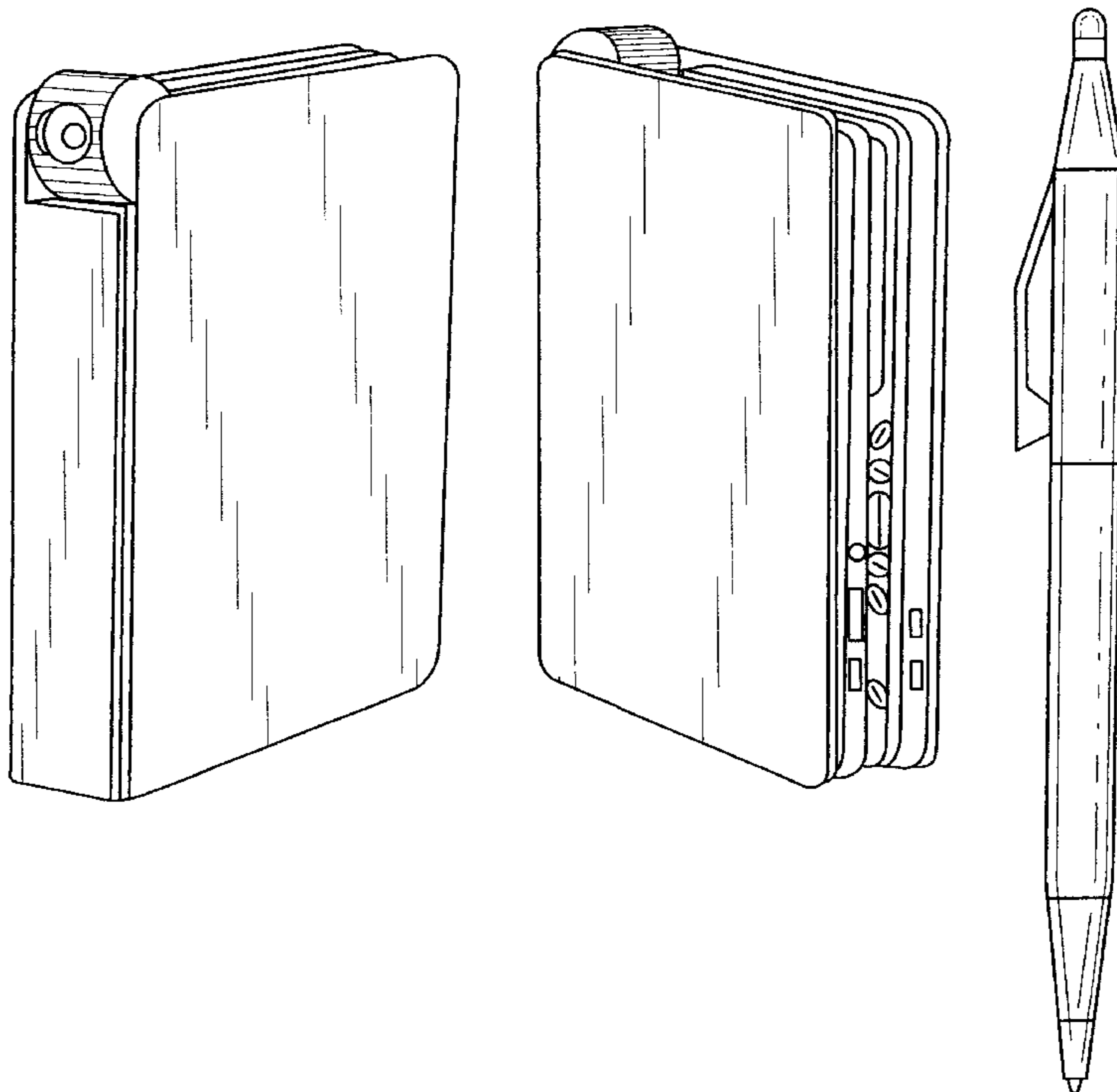
(57) **CLAIM**

The ornamental design for a pocket communication computer, as shown and described.

DESCRIPTION

FIG. 1 is a perspective rear view of a pocket communication computer in a closed state;
FIG. 2 is a perspective view of the pocket communication computer in the closed state;
FIG. 3 is a front view of the pocket communication computer in an opened state;
FIG. 4 is a right side view of the pocket communication computer; and,
FIG. 5 is a pen for operating the pocket communication computer shown separately.

1 Claim, 4 Drawing Sheets






FIG. 1




FIG. 2

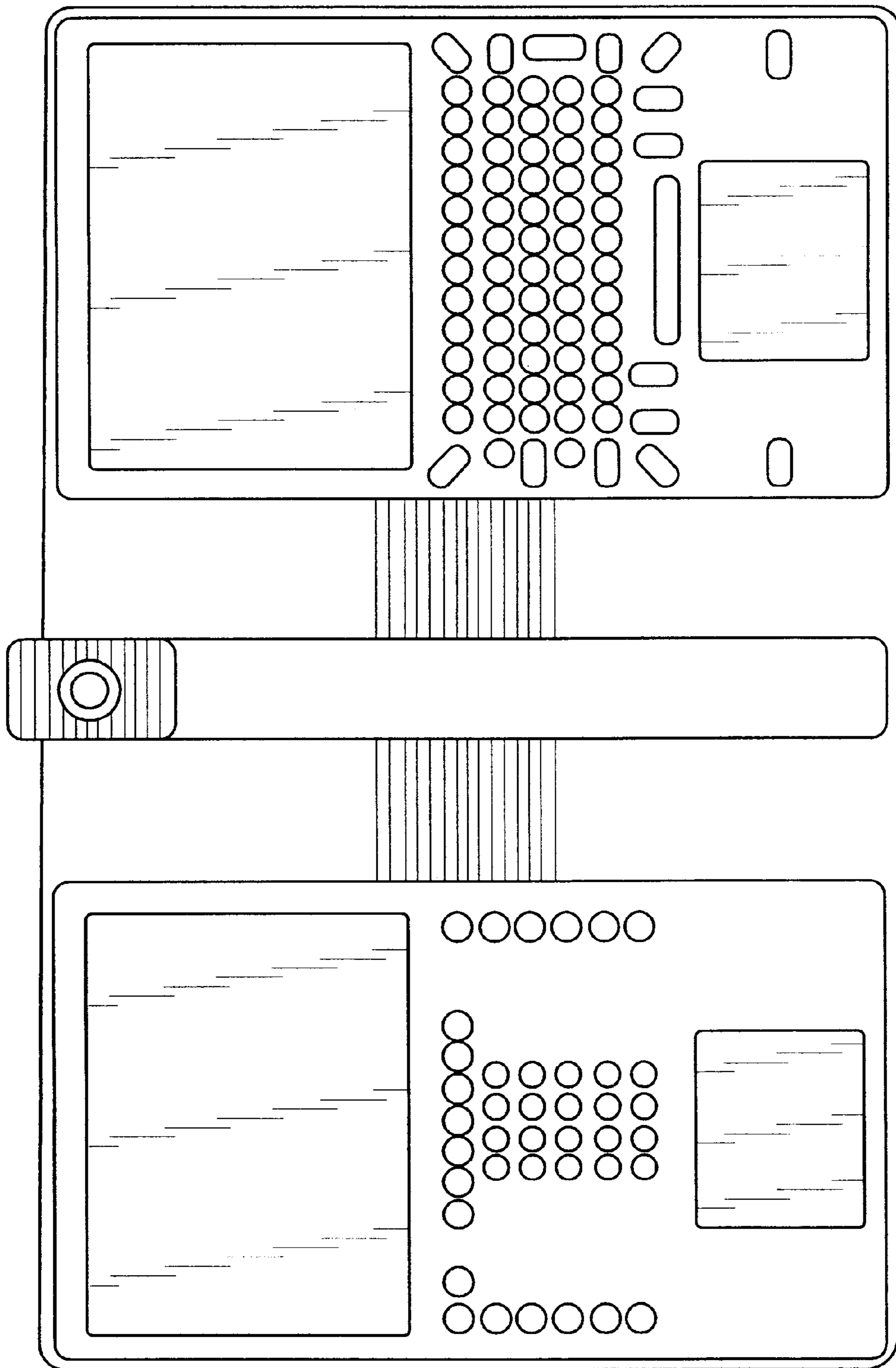


FIG. 3

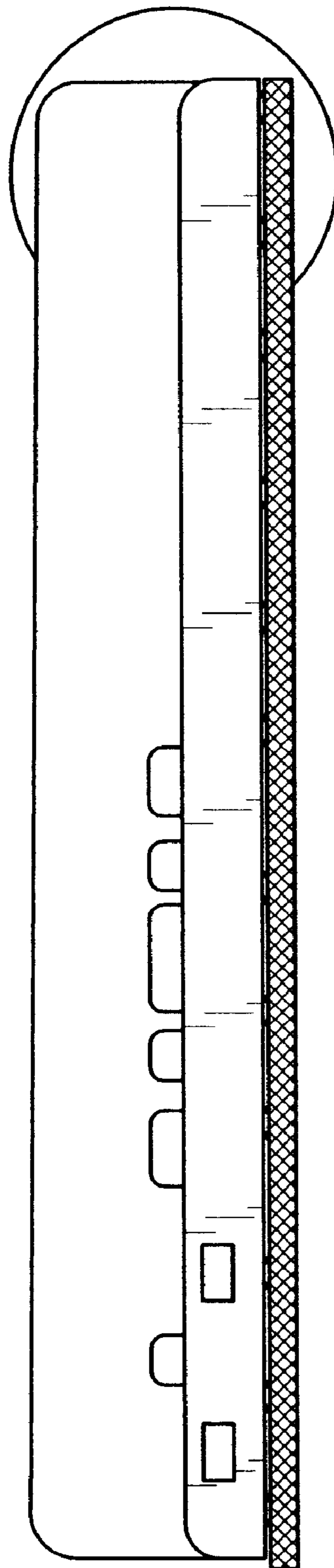


FIG. 4

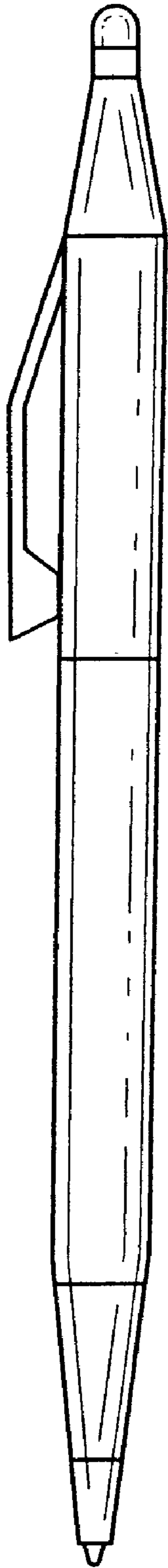


FIG. 5