



US00D470840S

(12) **United States Design Patent**  
**Skjoth**

(10) **Patent No.:** **US D470,840 S**

(45) **Date of Patent:** **\*\* Feb. 25, 2003**

(54) **MOBILE PHONE CASE**

(76) **Inventor:** **Martin Skjoth**, 791 Tremont St. W213,  
Boston, MA (US) 02118

(\*\*) **Term:** **14 Years**

(21) **Appl. No.:** **29/145,137**

(22) **Filed:** **Jul. 18, 2001**

(51) **LOC (7) Cl.** ..... **14-03**

(52) **U.S. Cl.** ..... **D14/250; D3/218**

(58) **Field of Search** ..... D14/137, 250,  
D14/138, 218, 147-148, 247-248, 144,  
142, 240, 341-347; 379/433.01-433.13,  
419, 434, 447, 455, 428.01-428.04, 420.01-420.04,  
440, 449-452; 455/550-575, 90; 206/320;  
D6/610; D3/218; 224/181, 929, 930

(56) **References Cited**

**U.S. PATENT DOCUMENTS**

5,006,699	A	*	4/1991	Felkner et al.	.....	235/462.49
D317,452	S	*	6/1991	Garab	.....	D14/250
D322,719	S	*	12/1991	Jayez	.....	D3/218
D329,542	S	*	9/1992	Jayez	.....	D3/218
D346,494	S	*	5/1994	Graham et al.	.....	D3/218
5,348,347	A	*	9/1994	Shink	.....	281/31
D369,903	S	*	5/1996	Tetrault	.....	D3/218
D379,262	S	*	5/1997	Seigel	.....	D3/218
5,718,104	A	*	2/1998	Kennedy	.....	206/320 X
D401,055	S	*	11/1998	Jayez	.....	D3/218
D416,132	S	*	11/1999	Tan	.....	D3/218

D420,218	S	*	2/2000	Chen	.....	D3/218
D426,379	S	*	6/2000	Levy et al.	.....	D3/218
D427,429	S	*	7/2000	Rains	.....	D3/215
6,088,603	A	*	7/2000	Wilson	.....	455/575
6,130,945	A	*	10/2000	Shin	.....	379/455
D446,928	S	*	8/2001	Formica	.....	D3/218
D447,622	S	*	9/2001	Weinstock	.....	D3/215
D448,761	S	*	10/2001	Powell	.....	D14/250
D448,762	S	*	10/2001	Powell	.....	D14/250
D451,094	S	*	11/2001	Powell	.....	D14/250
6,341,217	B1	*	1/2002	Wong	.....	455/90

\* cited by examiner

*Primary Examiner*—Jeffrey Asch

(57) **CLAIM**

The ornamental design for a mobile phone case, as shown.

**DESCRIPTION**

FIG. 1 is a front view of a mobile phone case showing my new design;

FIG. 2 is a rear view thereof;

FIG. 3 is a right side view thereof;

FIG. 4 is a left side view thereof;

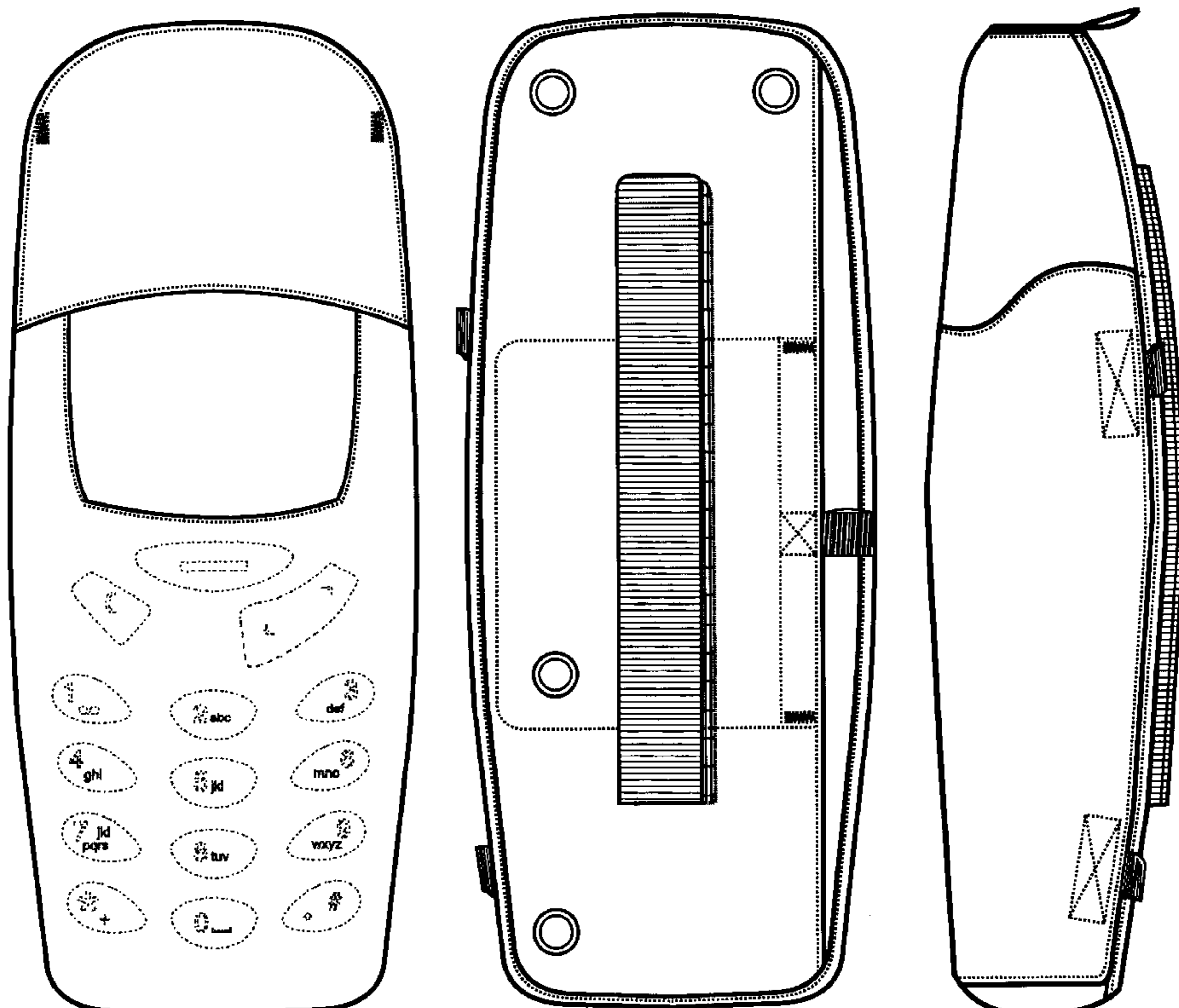
FIG. 5 is a bottom view thereof; and,

FIG. 6 is a top view thereof.

The even broken lines are intended to represent stitching.

The the dot-dash broken lines showings of surface ornamentation are for illustrative purposes only and form no part of the claimed design.

**1 Claim, 3 Drawing Sheets**



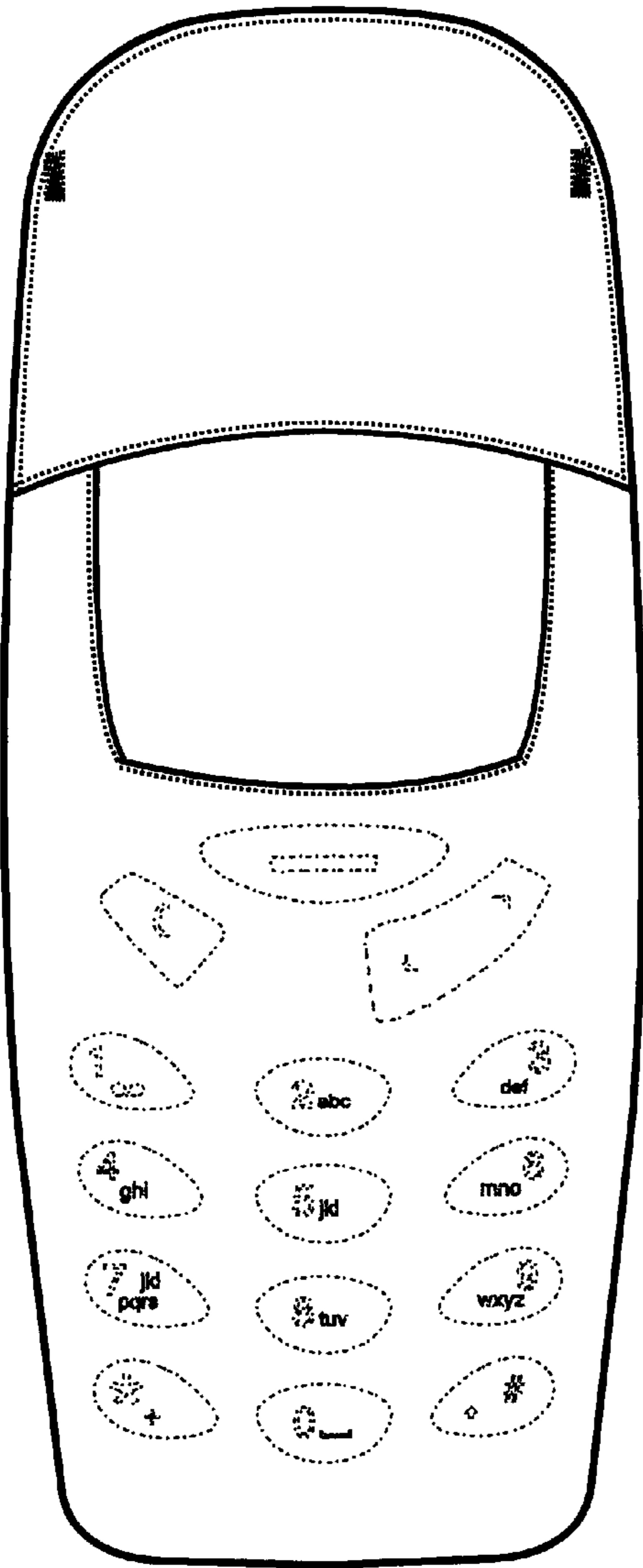


Fig. 1

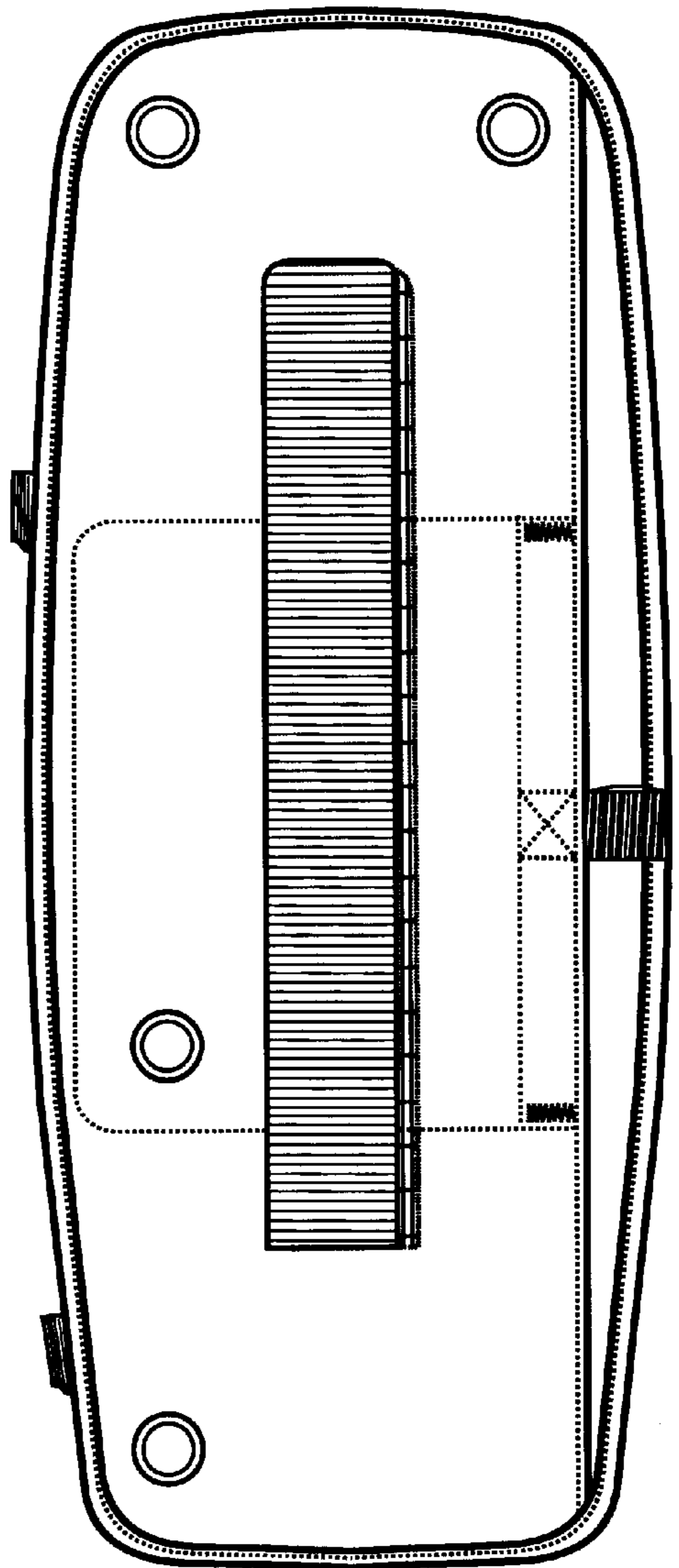


Fig. 2

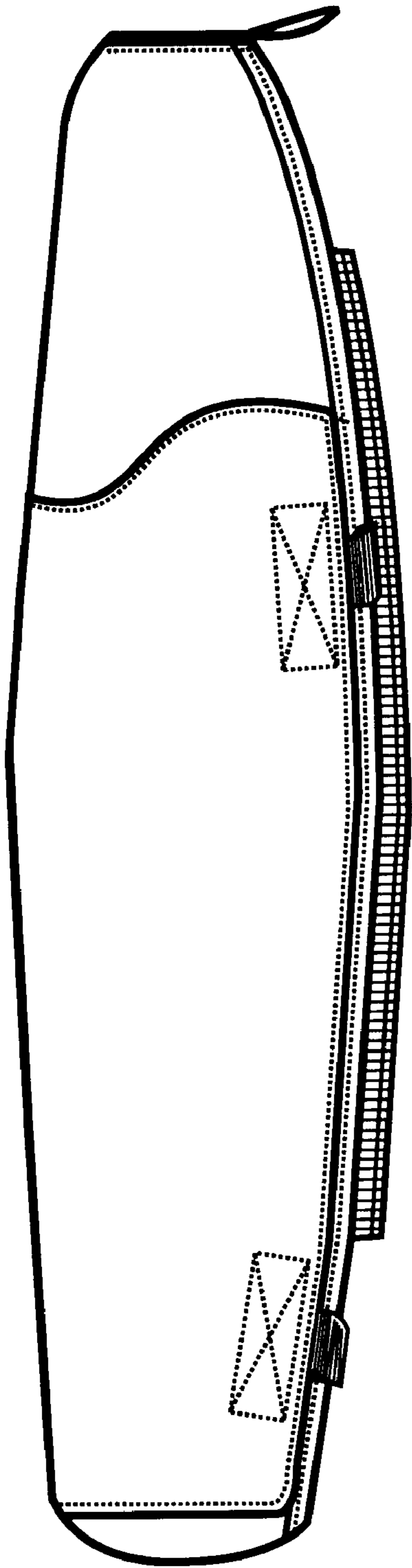


Fig. 3

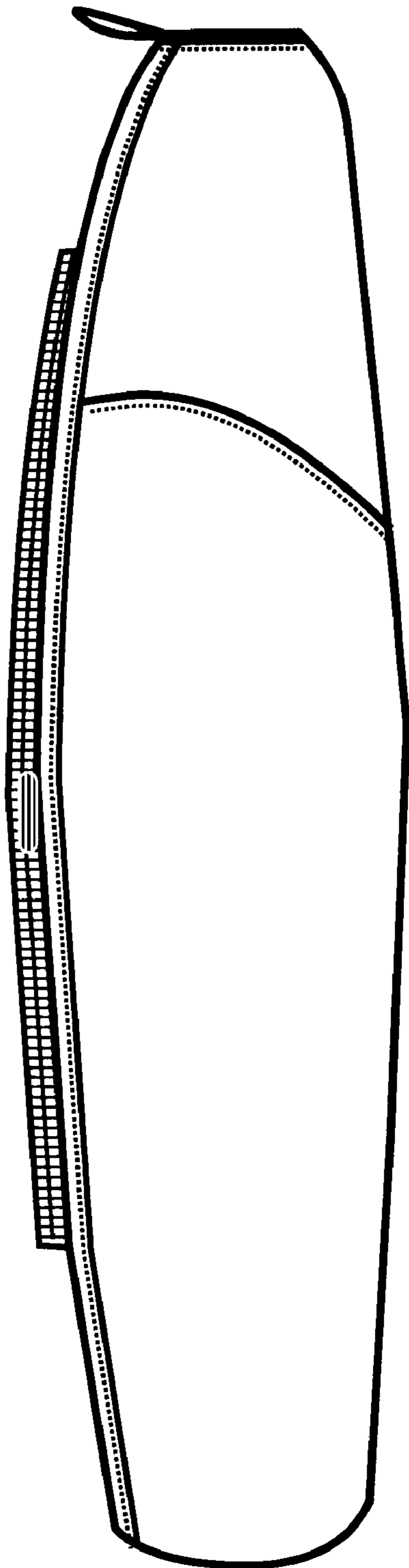


Fig. 4

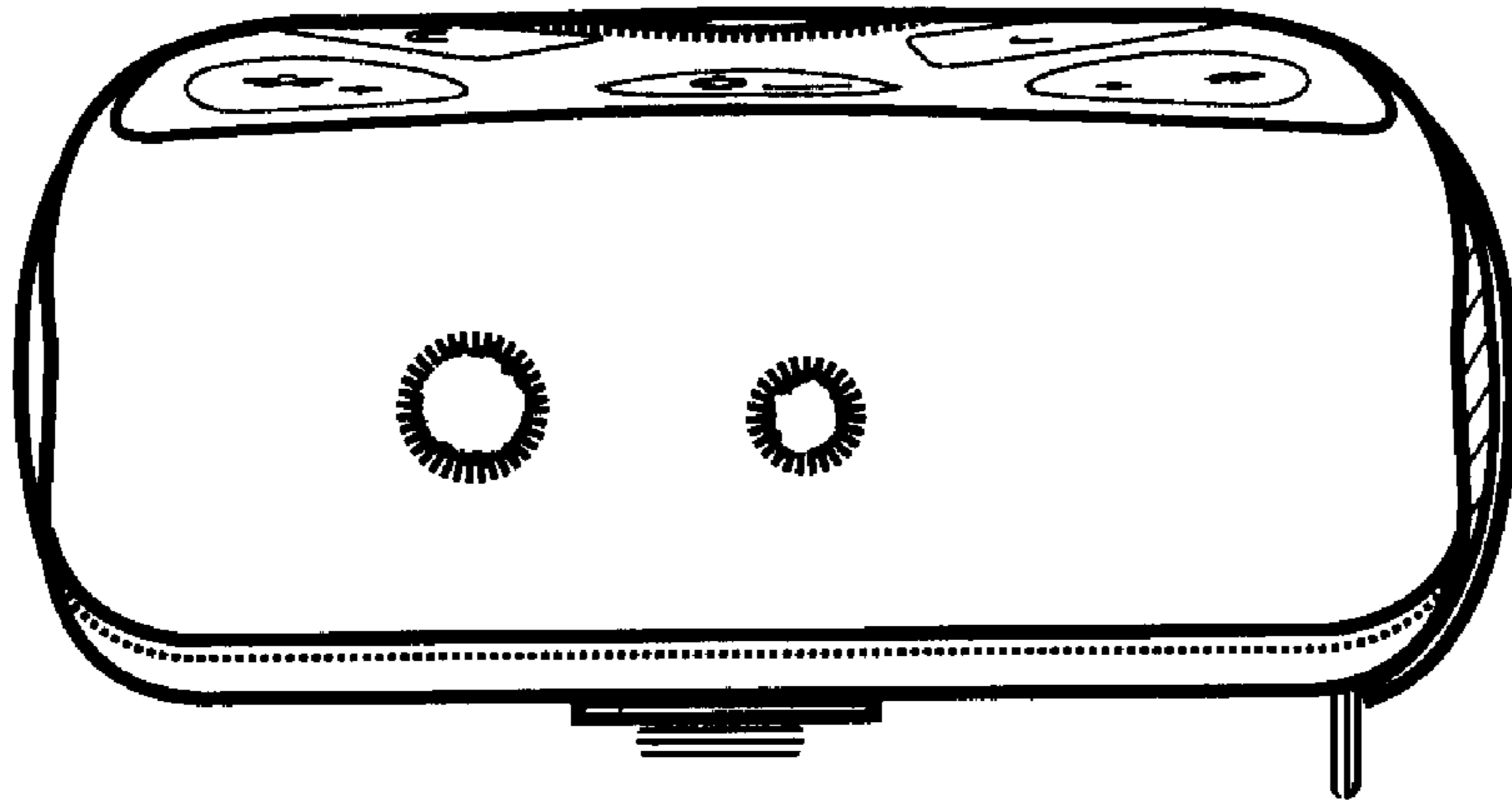


Fig. 5

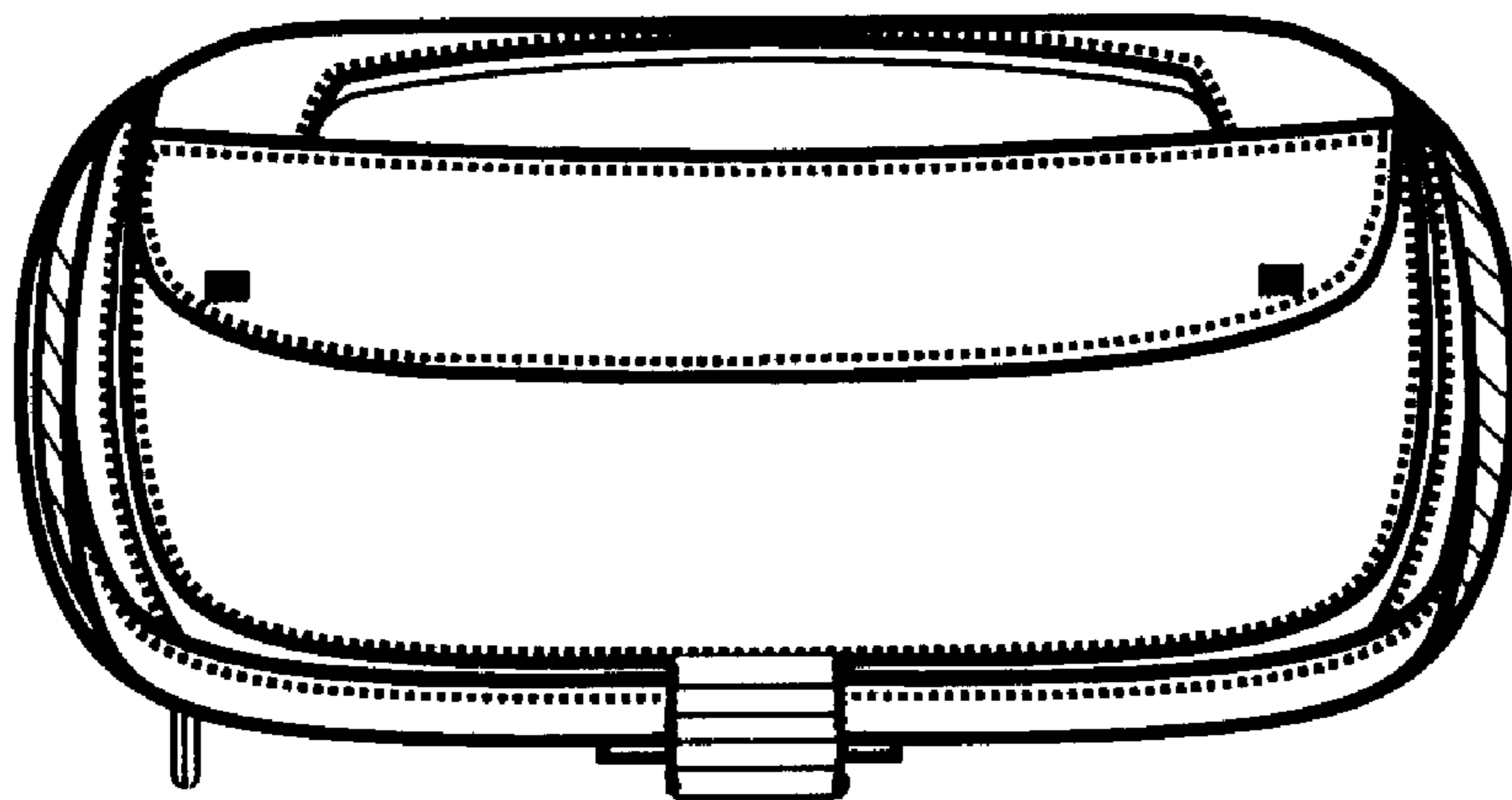


Fig. 6