



US00D470830S

(12) **United States Design Patent**  
**Weidinger**

(10) **Patent No.:** **US D470,830 S**

(45) **Date of Patent:** **\*\* Feb. 25, 2003**

(54) **TELEPHONE**

(75) **Inventor:** **Joseph Weidinger, Phoenix, AZ (US)**

(73) **Assignee:** **Inter-Tel, Inc., Tempe, AZ (US)**

(\*\*) **Term:** **14 Years**

(21) **Appl. No.:** **29/154,320**

(22) **Filed:** **Jan. 22, 2002**

(51) **LOC (7) Cl.** ..... **14-03**

(52) **U.S. Cl.** ..... **D14/151**

(58) **Field of Search** ..... D14/434, 329,  
D14/330, 447, 148, 147, 149-151, 140-142,  
240, 241, 251, 253, 130; 379/420.01, 420.02,  
420.03, 419, 420.04, 428.02, 428.01, 428.04,  
428.03, 454, 440, 446, 434-436; D13/107,  
108; 320/110, 113, 114, 115

(56) **References Cited**

**U.S. PATENT DOCUMENTS**

D270,836 S	*	10/1983	Breger	.....	D14/151
D273,108 S	*	3/1984	Breger	.....	D14/151
D284,469 S	*	7/1986	Ando	.....	D14/151
D284,571 S	*	7/1986	Marshall	.....	D14/151
D286,777 S	*	11/1986	Bishop	.....	D14/151
D287,361 S	*	12/1986	Sekiguchi et al.	.....	D14/151
D297,137 S	*	8/1988	Richter et al.	.....	D14/151
D307,145 S	*	4/1990	Oshima et al.	.....	D14/241
D313,235 S	*	12/1990	Kido et al.	.....	D14/241
5,121,427 A	*	6/1992	Gumb et al.	.....	379/435
D328,295 S	*	7/1992	Gagnon et al.	.....	D14/142
D332,786 S	*	1/1993	Gagnon	.....	D14/142
5,187,743 A	*	2/1993	Gumb et al.	.....	379/436
D340,715 S	*	10/1993	Desbarats	.....	D14/151
D345,358 S	*	3/1994	Hillenmayer et al.	.....	D14/151
D363,285 S	*	10/1995	Vessey et al.	.....	D14/151
D368,091 S	*	3/1996	Yoshihiko et al.	.....	D14/151
D375,094 S	*	10/1996	Toh	.....	D14/151
D387,056 S	*	12/1997	Yoneyama	.....	D14/151
D389,145 S	*	1/1998	Yoneyama	.....	D14/151

D390,226 S	*	2/1998	Mak et al.	.....	D14/149
D395,308 S	*	6/1998	Yoneyama	.....	D14/151
5,761,297 A	*	6/1998	Kingsbury et al.	.....	379/428
D412,171 S	*	7/1999	Girardi et al.	.....	D14/151
D423,497 S	*	4/2000	Nogas	.....	D14/151
D432,512 S		10/2000	Raz		
D433,399 S		11/2000	Seki et al.		
D437,840 S		2/2001	Korby et al.		
D439,231 S	*	3/2001	Song	.....	D14/144
D449,287 S		10/2001	Jauregui et al.		
D451,486 S		12/2001	Sekiguchi		
D452,489 S		12/2001	Nagase		
D457,509 S	*	5/2002	Ohwada et al.	.....	D14/151
D460,954 S	*	7/2002	Shen et al.	.....	D14/151

\* cited by examiner

*Primary Examiner*—Jeffrey Asch

(74) *Attorney, Agent, or Firm*—Snell & Wilmer L.L.P.

(57) **CLAIM**

The ornamental design for a telephone, as shown and described.

**DESCRIPTION**

FIG. 1 is a perspective view of a telephone showing my new design;

FIG. 2 is a top view thereof;

FIG. 3 is a perspective view of a second embodiment of a telephone showing my new design;

FIG. 4 is a left side view thereof;

FIG. 5 is a right side view thereof;

FIG. 6 is a front view thereof;

FIG. 7 is a rear view thereof;


FIG. 8 is a bottom perspective view thereof; and,

FIG. 9 is a bottom view thereof.

The appearance of the second embodiment is the same as the first in all respects except for the smaller display.

The broken lines throughout the views are for illustrative purposes only and form no part of the claimed design.

**1 Claim, 9 Drawing Sheets**



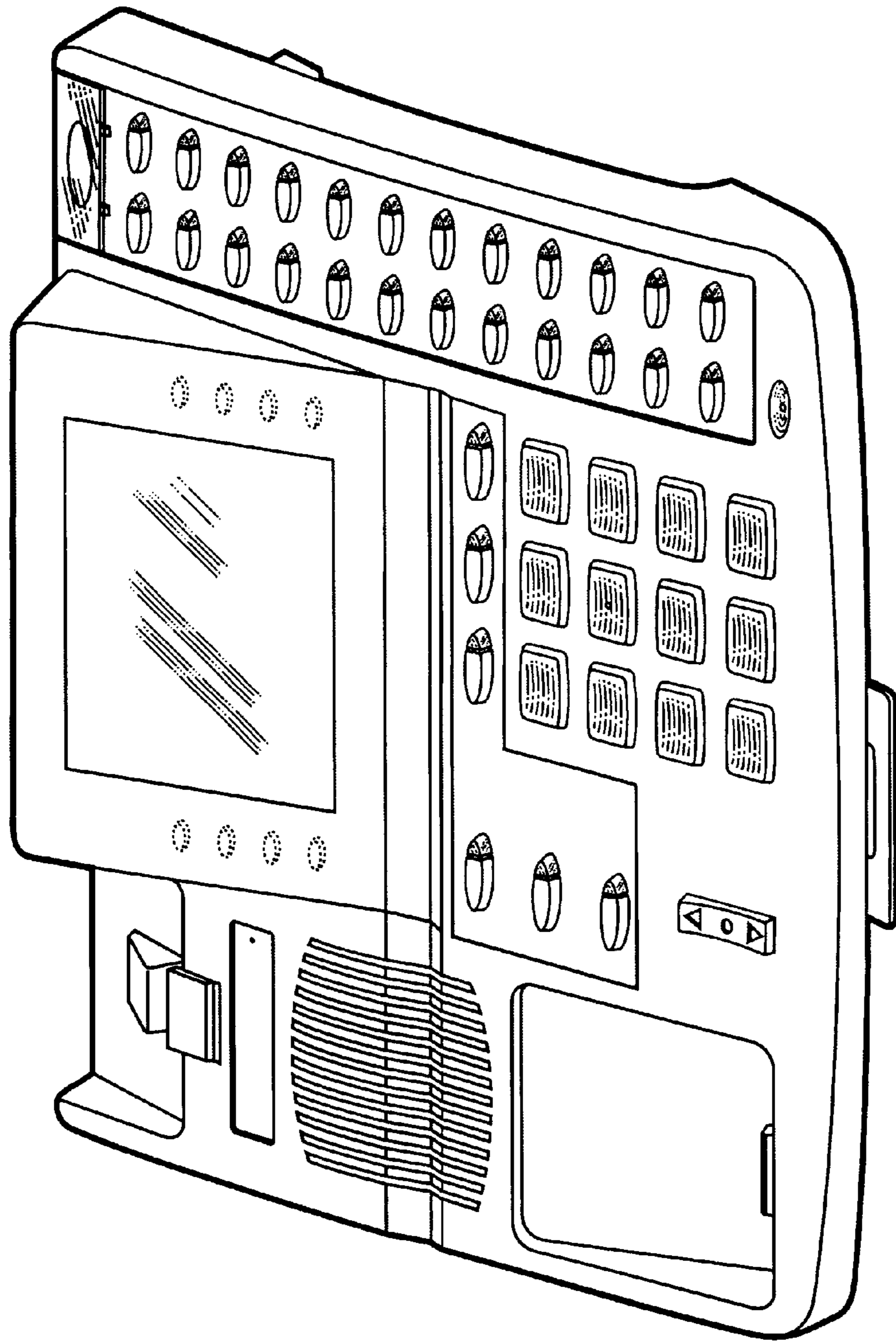


Fig. 1

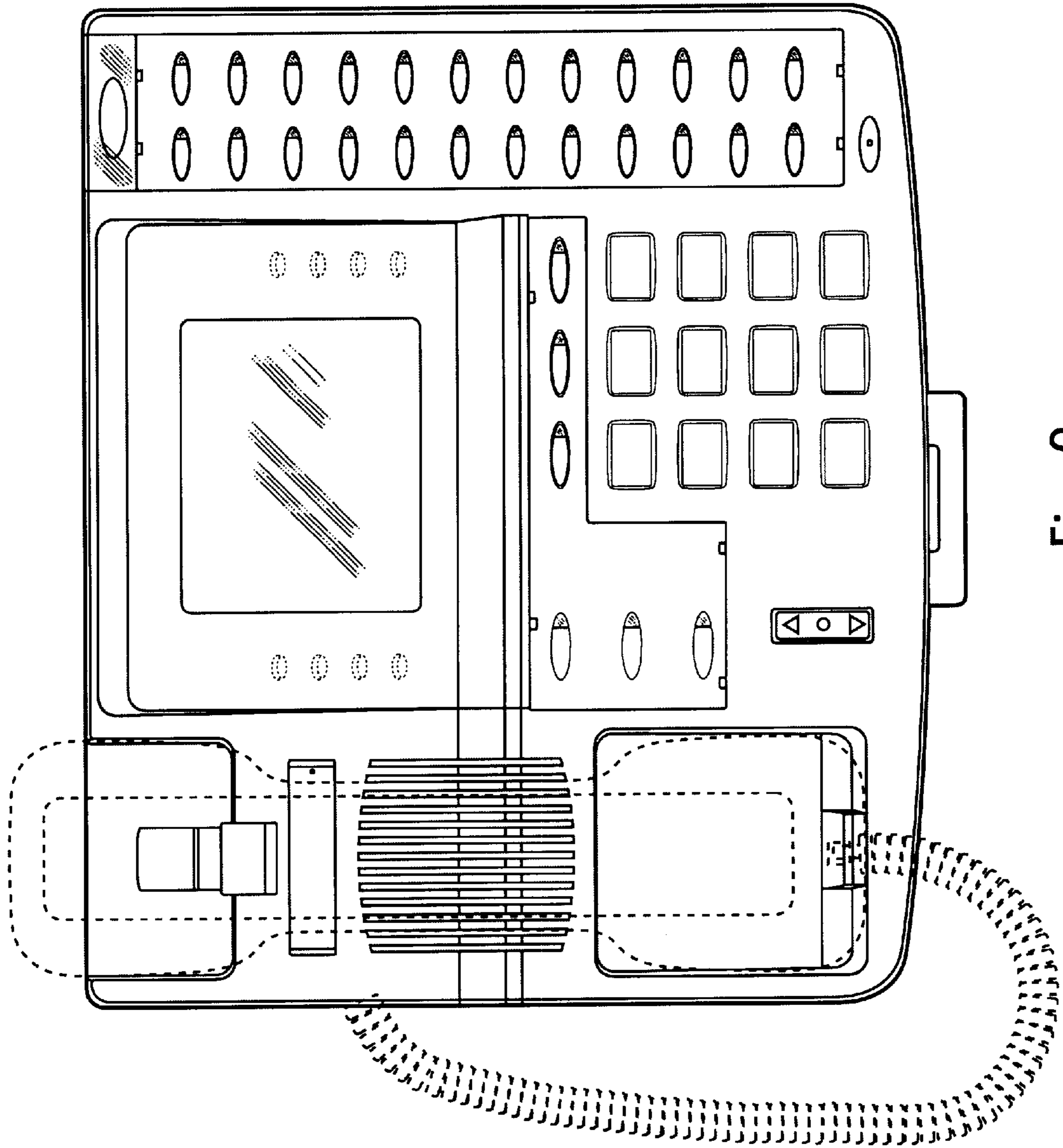


Fig. 2




Fig. 3

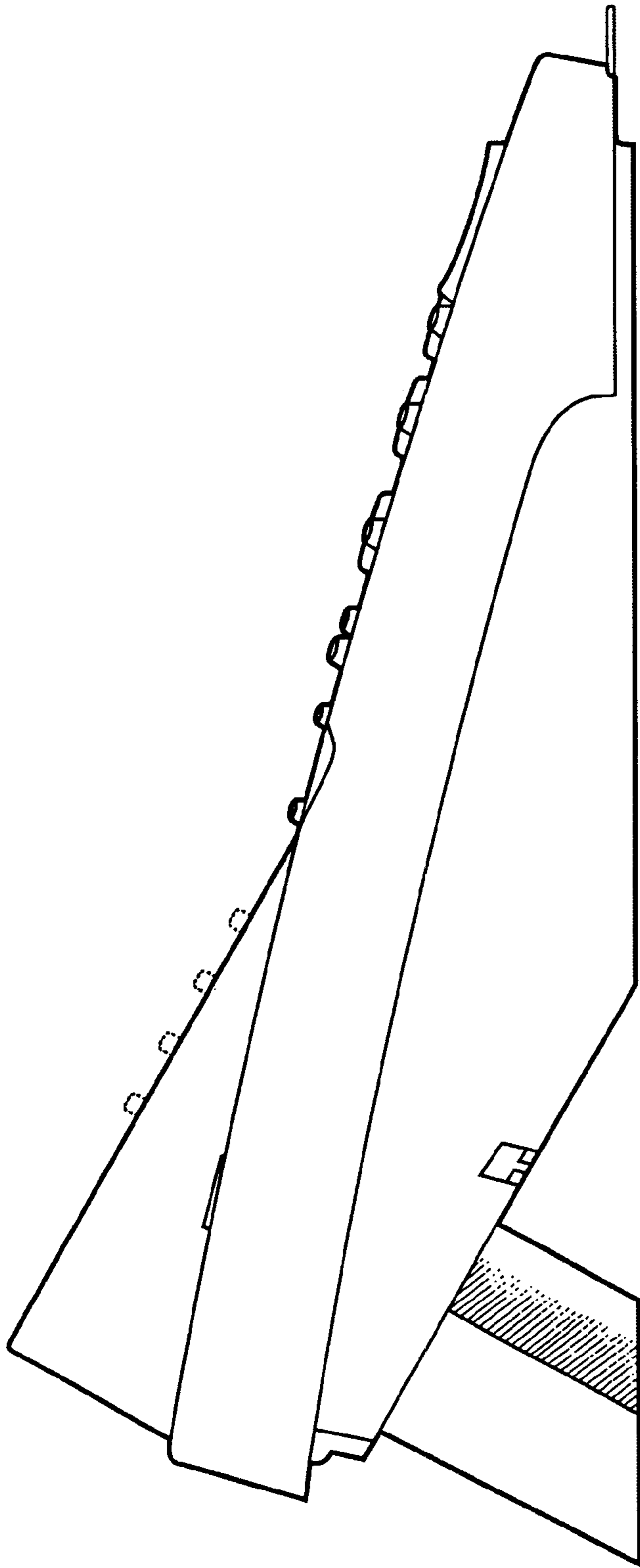


Fig. 4

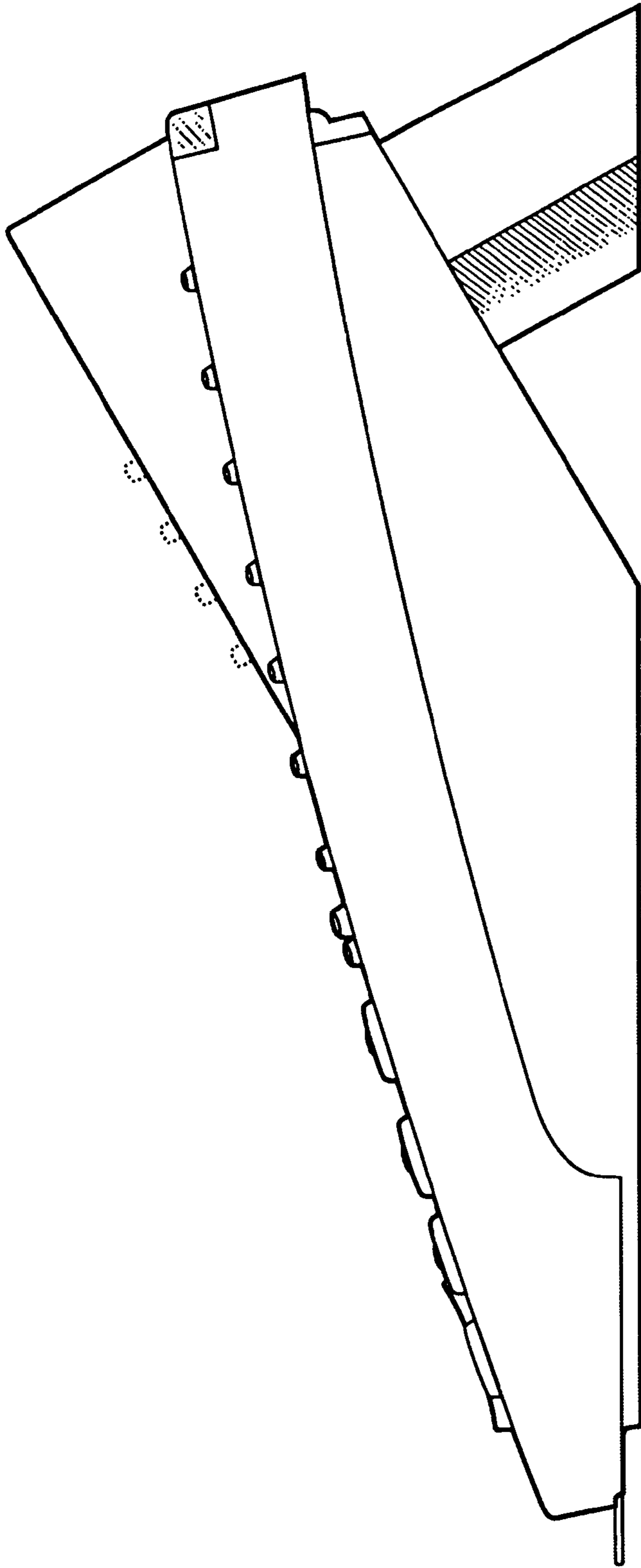


Fig. 5

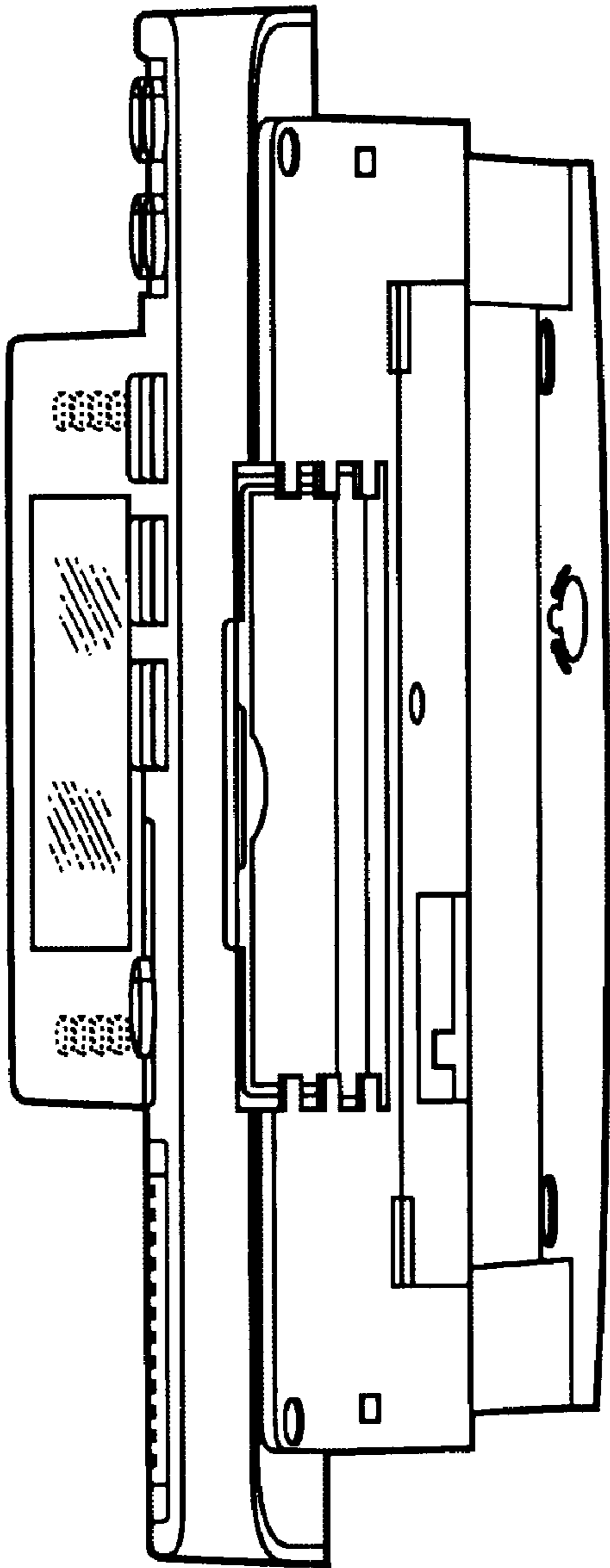


Fig. 6

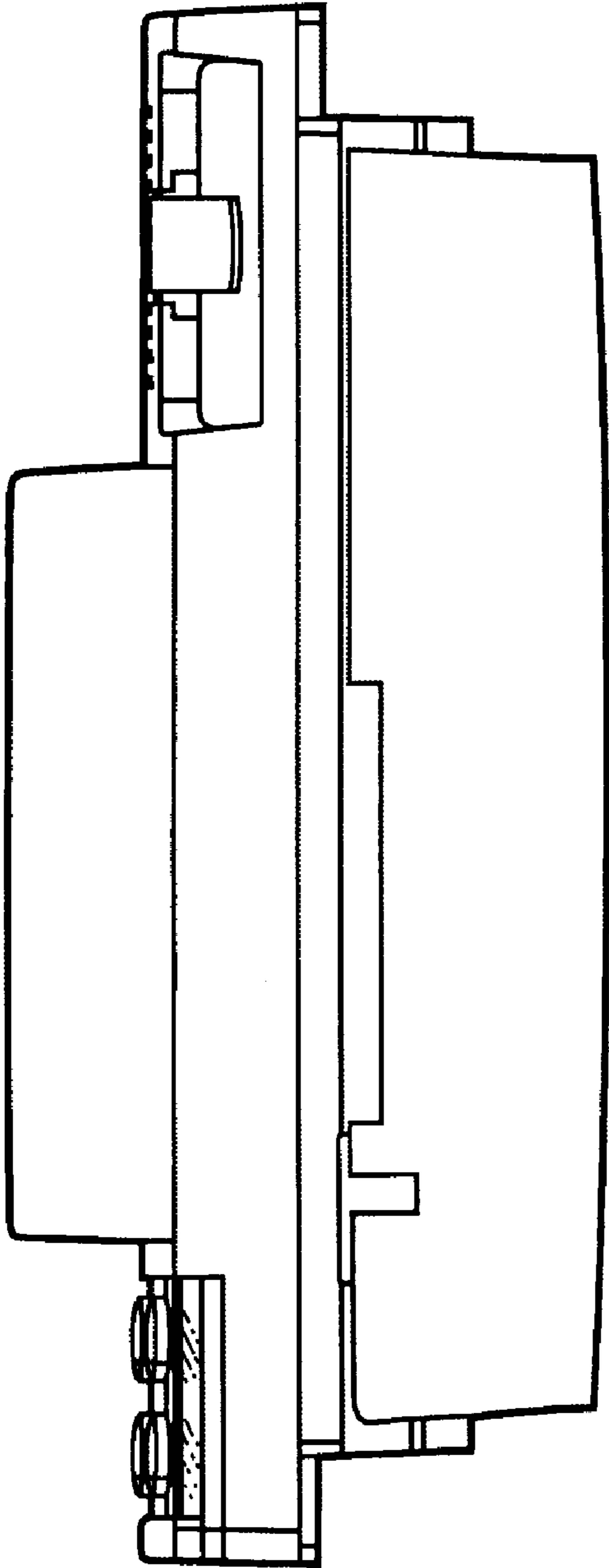


Fig. 7



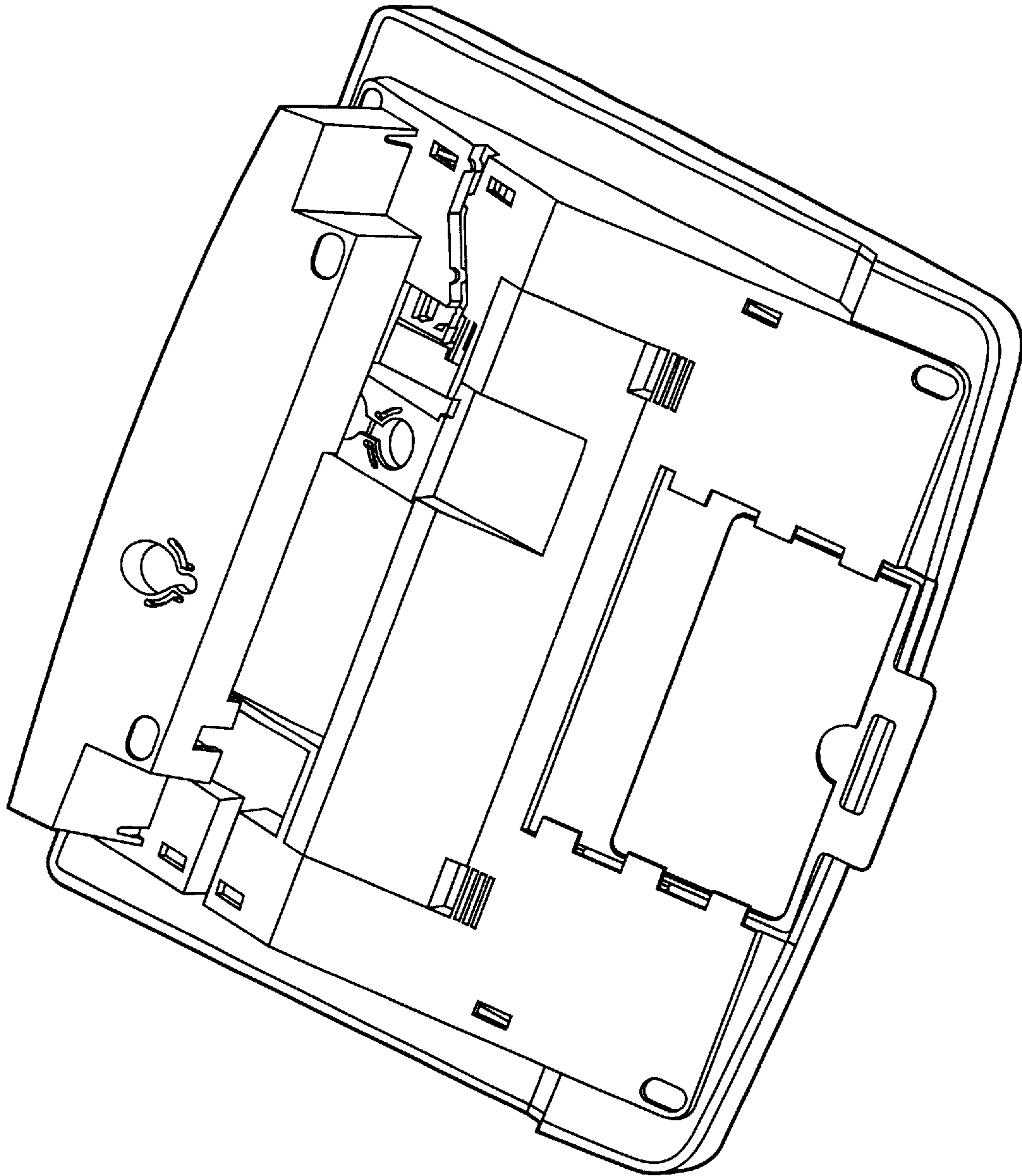


Fig. 8

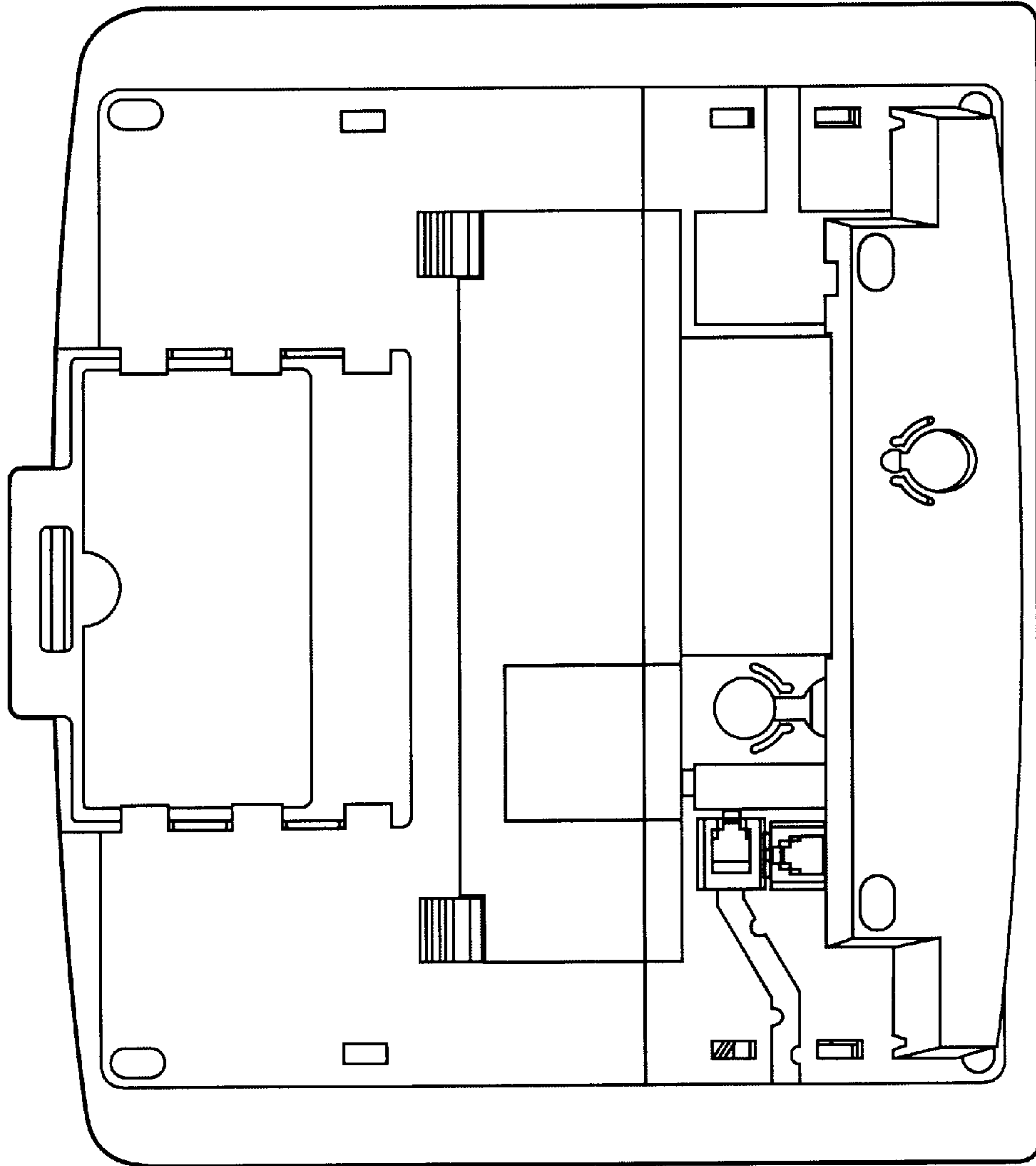


Fig. 9