



US00D470806S

(12) **United States Design Patent**
Voves

(10) **Patent No.:** **US D470,806 S**

(45) **Date of Patent:** **** Feb. 25, 2003**

(54) **AUTOMOBILE VISOR AND CLIP**

(76) Inventor: **Mark A. Voves**, 24662 110th St.,
Cresco, IA (US) 52136

(**) Term: **14 Years**

(21) Appl. No.: **29/139,183**

(22) Filed: **Mar. 26, 2001**

(51) **LOC (7) Cl.** **12-16**

(52) **U.S. Cl.** **D12/191**

(58) **Field of Search** D12/417, 191,
D12/400; D19/65, 56, 32; D8/394, 395;
24/455, 457, 570, 67, 67.1-67.11; 224/312,
277; 296/97.1, 97.7

(56) **References Cited**

U.S. PATENT DOCUMENTS

D160,748 S	*	10/1950	Schumann	D12/417 X
D204,248 S	*	4/1966	Fritz	D12/191
D208,975 S	*	10/1967	Koubele	D12/191
D224,406 S	*	7/1972	Heck	D8/395
D312,608 S	*	12/1990	Wong, Jr. et al.	D12/191
D334,550 S	*	4/1993	Wade, Jr.	D12/191

D385,304 S	*	10/1997	Griffin	D19/65
D399,527 S	*	10/1998	Price	D19/32
D407,749 S	*	4/1999	Griffin	D19/65
D424,623 S	*	5/2000	Villarreal et al.	D19/32
D425,127 S	*	5/2000	Mackey	D19/65
D426,183 S	*	6/2000	Brooks, II et al.	D12/191
6,325,442 B1	*	12/2001	Hunker	296/97.6
6,386,408 B1	*	5/2002	Beatty	224/312

* cited by examiner

Primary Examiner—Stacia Cadmus


(57) **CLAIM**

I claim the ornamental design for an automobile visor and clip, as shown.

DESCRIPTION

FIG. 1 is a perspective view of an automobile visor and clip showing my design;
FIG. 2 is a reduced top plan view thereof;
FIG. 3 is a reduced side elevational view thereof;
FIG. 4 is a reduced end elevational view thereof; and,
FIG. 5 is a bottom plan view thereof.

1 Claim, 4 Drawing Sheets






Fig. 1




Fig. 2




Fig. 3

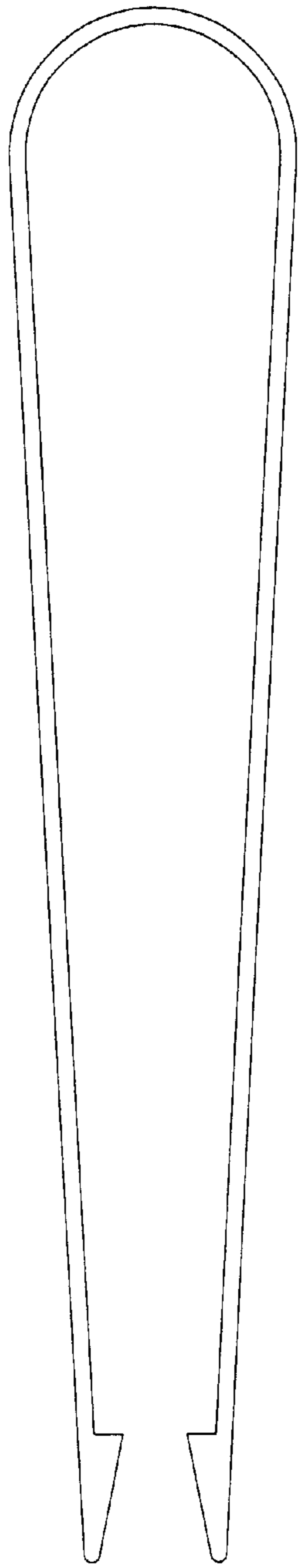


Fig. 4




Fig. 5