



US00D470804S

(12) **United States Design Patent**
Chan

(10) **Patent No.:** **US D470,804 S**

(45) **Date of Patent:** **** Feb. 25, 2003**

(54) **AUTOMOBILE REAR BUMPER**

(75) **Inventor:** **Chung Chan**, Monterey Park, CA (US)

(73) **Assignee:** **VIS Racing Sports, Inc.**, Monterey Park, CA (US)

(**) **Term:** **14 Years**

(21) **Appl. No.:** **29/164,156**

(22) **Filed:** **Jul. 18, 2002**

(51) **LOC (7) Cl.** **12-16**

(52) **U.S. Cl.** **D12/169**

(58) **Field of Search** D12/169, 196,
D12/90-92; 296/180.1, 180.2; 293/113,
115, 117, 120

(56) **References Cited**

U.S. PATENT DOCUMENTS

D452,670 S	*	1/2002	Ishii et al.	D12/169
D453,719 S	*	2/2002	Sacco et al.	D12/169
D462,038 S	*	8/2002	Yokomaku	D12/169

* cited by examiner

Primary Examiner—Melody N. Brown

(74) *Attorney, Agent, or Firm*—Joel D. Voelzke; Oppenheimer Wolff & Donnelly LLP

(57) **CLAIM**

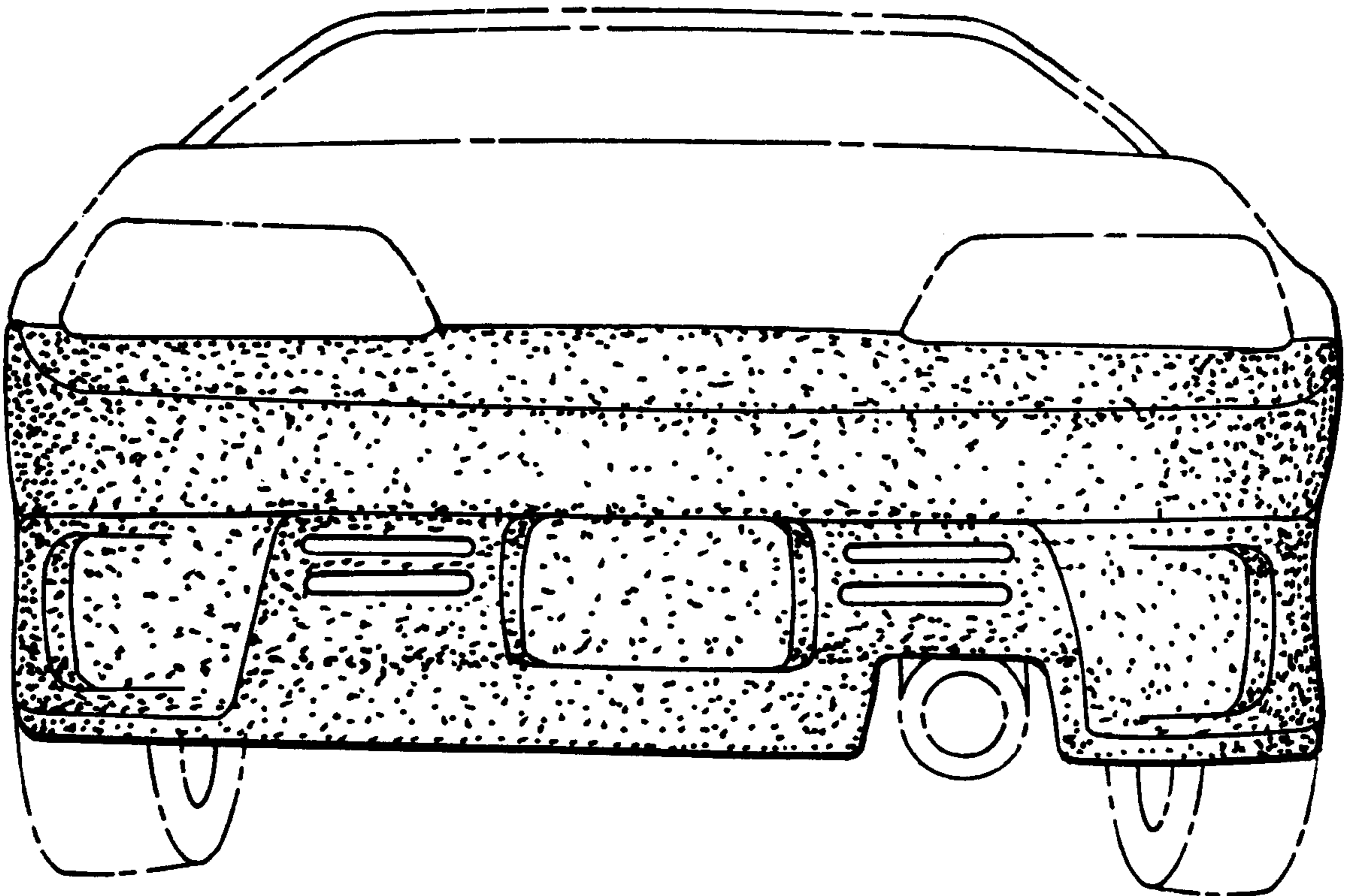
The ornamental design of an automobile rear bumper, as shown and described.

DESCRIPTION

FIG. 1 is a perspective drawings showing the exterior surface of the left side and rear of an automobile rear bumper of the present invention, the right side being identical to the left side, and the inside of the bumper having no ornamentality;

FIG. 2 is a rear view of the exterior surface of the bumper of FIG. 1, the interior surface having no ornamentality; and, FIG. 3 is side view showing the exterior surface of the left side of the bumper of FIG. 1, the left side being identical to the right side, the interior surface having no ornamentality. The broken lines shown in the drawings are for environmental illustration purposes only and form no part of the present invention.

1 Claim, 2 Drawing Sheets



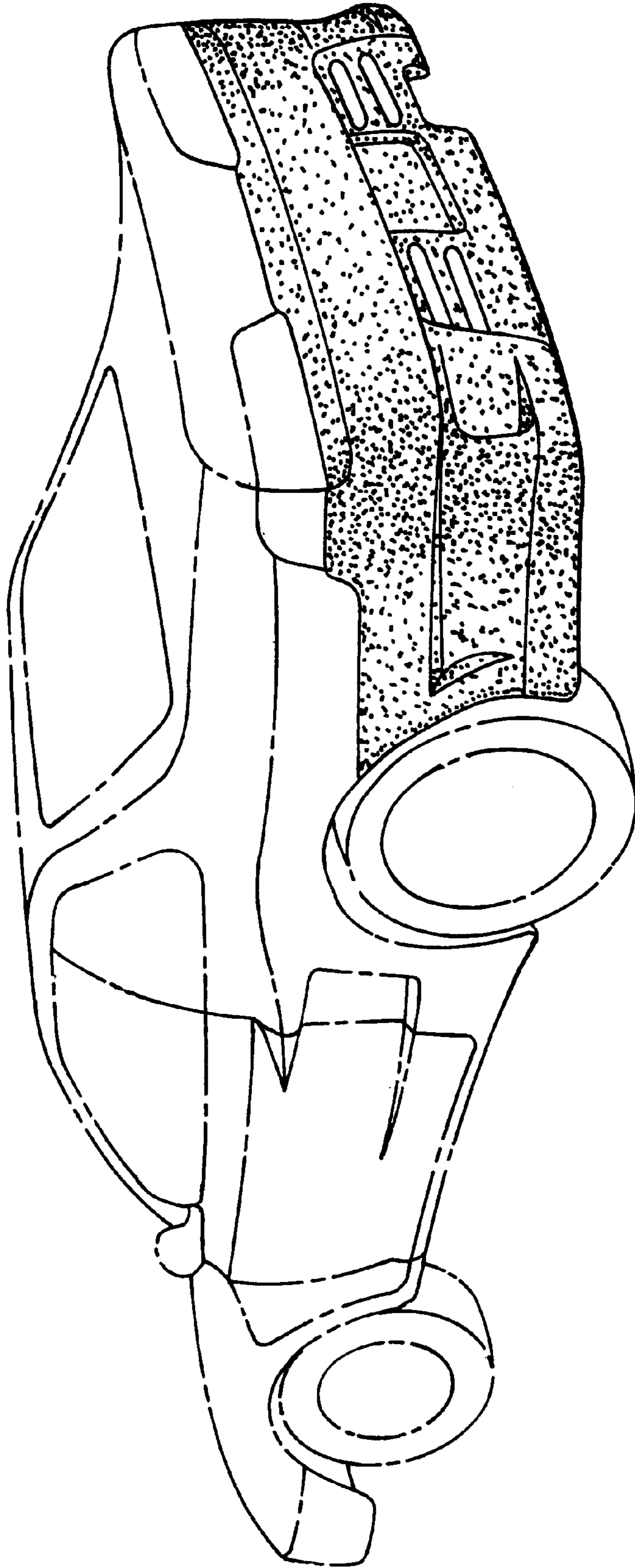


Fig. 1

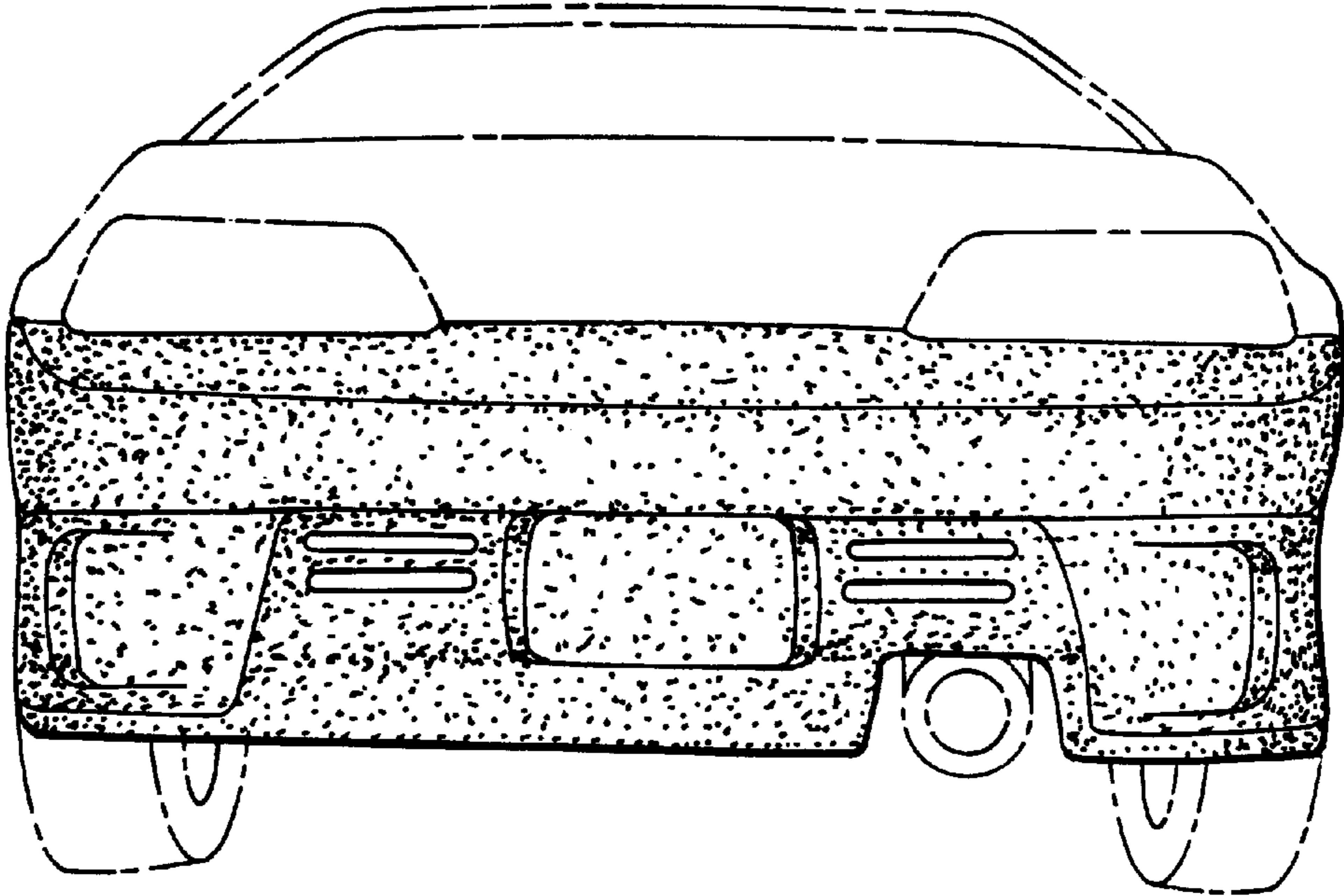


Fig. 2

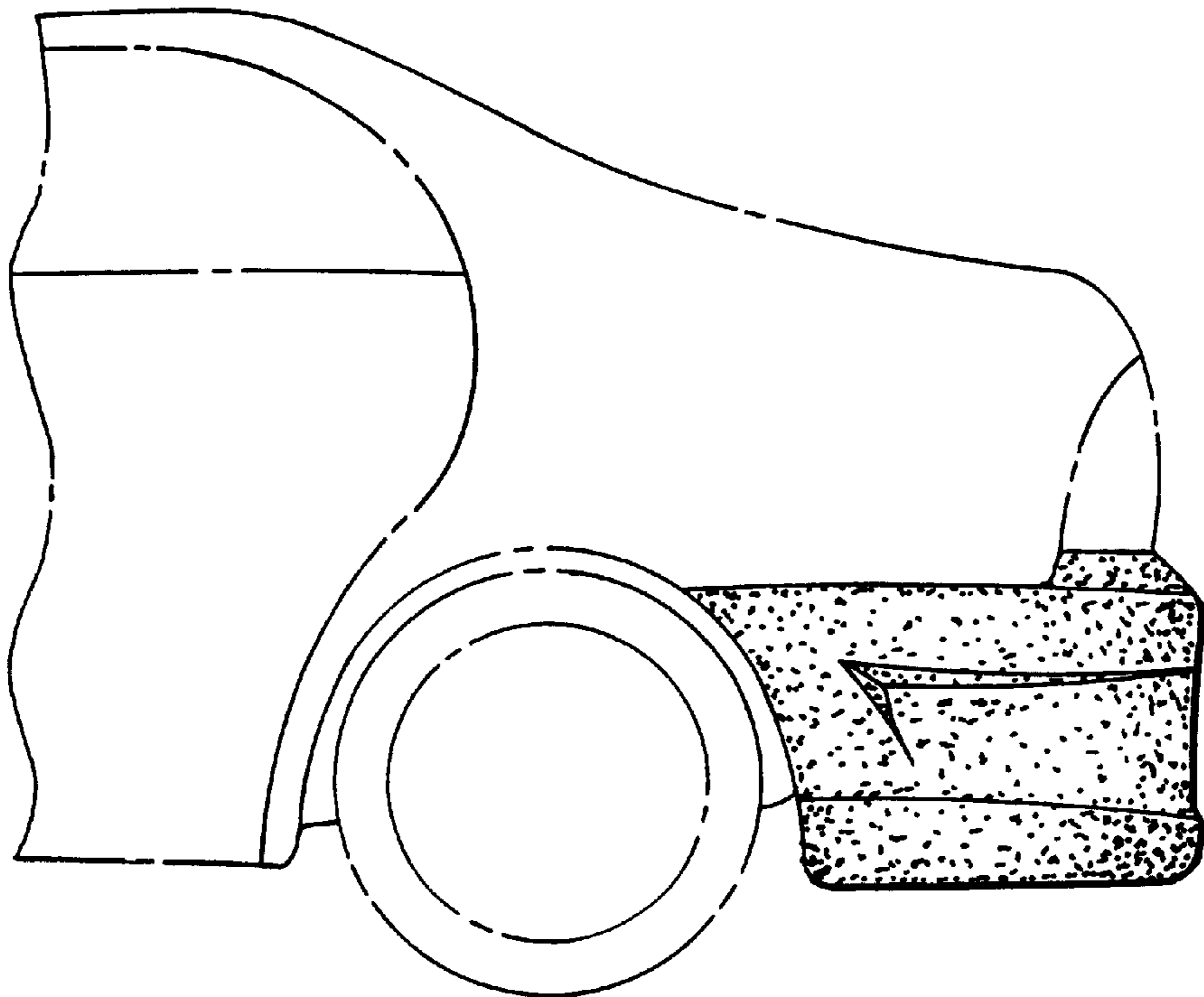


Fig. 3