



US00D470799S

(12) **United States Design Patent**  
**Yamaguchi et al.**

(10) **Patent No.:** **US D470,799 S**

(45) **Date of Patent:** **\*\* Feb. 25, 2003**

(54) **MOTORCYCLE**

D439,868 S \* 4/2001 Sugimoto ..... D12/110  
D440,189 S \* 4/2001 Ban et al. .... D12/110

(75) Inventors: **Seiji Yamaguchi, Wako (JP);**  
**Masamoto Ito, Wako (JP)**

\* cited by examiner

(73) Assignee: **Honda Giken Kogyo Kabushiki**  
**Kaisha, Tokyo (JP)**

*Primary Examiner*—Alan P. Douglas

*Assistant Examiner*—Linda Brooks

(\*\*) Term: **14 Years**

(74) *Attorney, Agent, or Firm*—Arent Fox Kintner Plotkin  
& Kahn, PLLC

(21) Appl. No.: **29/149,977**

(22) Filed: **Oct. 25, 2001**

(30) **Foreign Application Priority Data**

Apr. 26, 2001 (JP) ..... 2001-012169

(51) **LOC (7) Cl.** ..... **12-11**

(52) **U.S. Cl.** ..... **D12/110**

(58) **Field of Search** ..... D12/110; 180/219

(56) **References Cited**

**U.S. PATENT DOCUMENTS**

D392,601 S \* 3/1998 Ban et al. .... D12/110  
D394,027 S \* 5/1998 Ban et al. .... D12/110  
D395,621 S \* 6/1998 Nishino ..... D12/110

(57) **CLAIM**

The ornamental design for a motorcycle, as shown and described.

**DESCRIPTION**

FIG. 1 is a front view of a motorcycle showing my new design.

FIG. 2 is a rear view thereof.

FIG. 3 is a left side view thereof.

FIG. 4 is a right side view thereof.

FIG. 5 is a plan view thereof.

FIG. 6 is a front perspective view thereof; and,

FIG. 7 is a rear perspective view thereof.

The bottom view is omitted because it does not include any ornamental features of my new design.

**1 Claim, 3 Drawing Sheets**



FIG.1




FIG.2




FIG.3



FIG.4



FIG.5

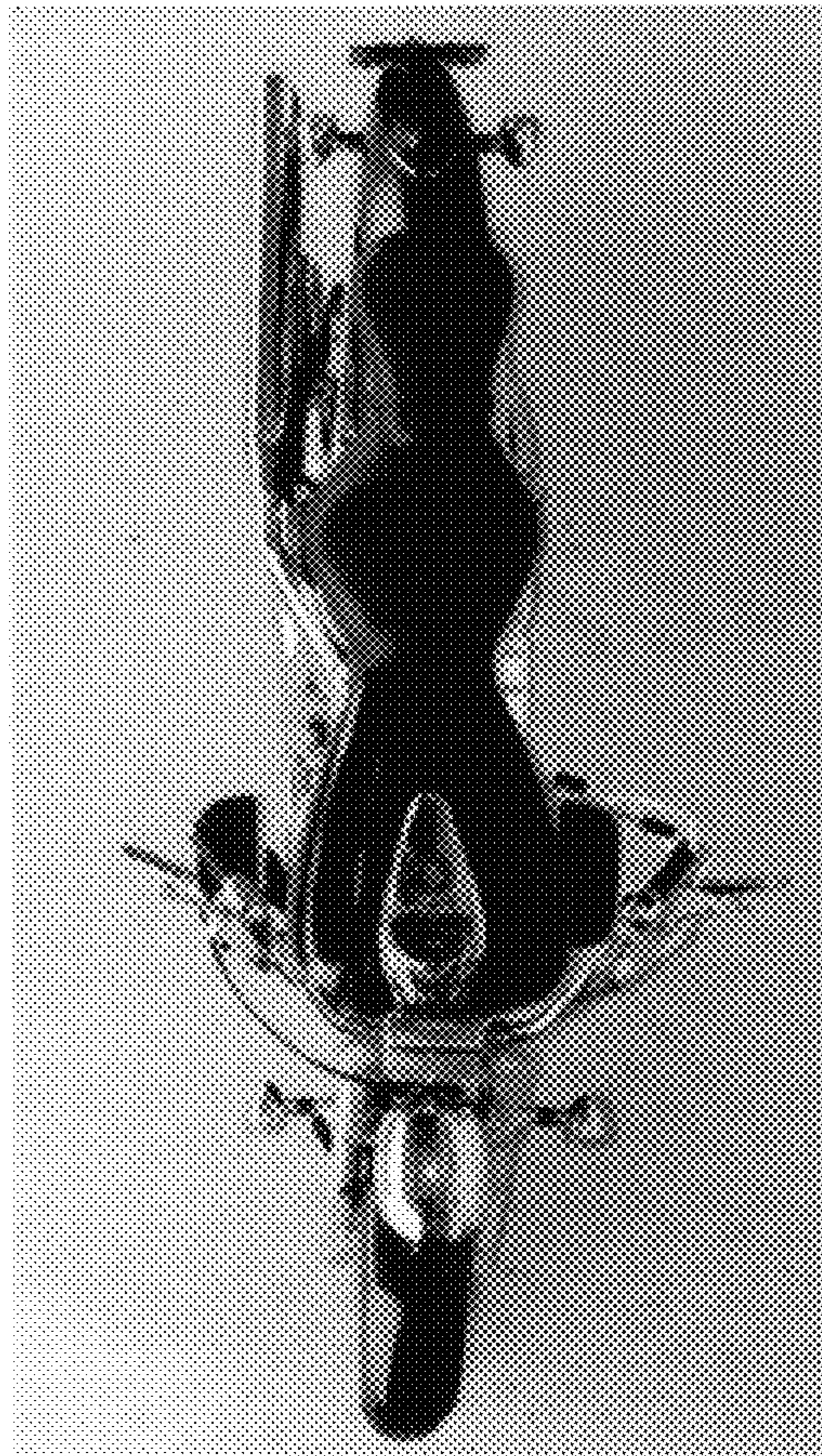


FIG.6



FIG.7

