



US00D470793S

(12) **United States Design Patent**
Horn et al.

(10) **Patent No.: US D470,793 S**

(45) **Date of Patent: ** Feb. 25, 2003**

(54) **WRAP FOR SECURING FABRIC**

(76) Inventors: **William E. Horn**, 2504 Holliday Rd.,
Wichita Falls, TX (US) 76301; **Julie J.**
Albaugh, 2504 Holliday, Wichita Falls,
TX (US) 76301

(**) Term: **14 Years**

(21) Appl. No.: **29/158,106**

(22) Filed: **Mar. 29, 2002**

(51) **LOC (7) Cl. 02-07**

(52) **U.S. Cl. D11/200**

(58) **Field of Search** D11/200, 201,
D11/210, 212, 1-15, 18-20, 22-25, 93;
63/3, 4, 9, 21, 38; 39/79.1, 79.3; 411/531;
D30/134; 24/16 R, 19, 68 R; D2/602; 2/338;
428/100; D8/356, 383, 44; 128/327, 134;
132/273

(56) **References Cited**

U.S. PATENT DOCUMENTS

4,273,130 A * 6/1981 Simpson 606/20
D317,378 S * 6/1991 Addy D3/210

D317,730 S * 6/1991 Mo D11/5
D353,559 S * 12/1994 Fildan D11/212
5,548,871 A * 8/1996 Trethewey 24/16 R
D381,046 S * 7/1997 Hiers et al. D20/22
D383,993 S * 9/1997 Kalbach D11/3
D390,492 S * 2/1998 Riley D11/5
D432,446 S * 10/2000 Santos D11/5

* cited by examiner

Primary Examiner—Ralf Seifert

(57) **CLAIM**

The ornamental design for a wrap for securing fabric, as shown and described.

DESCRIPTION

FIG. 1 is a front elevational view of a wrap for securing fabric showing our new design;
FIG. 2 is a rear elevational view thereof;
FIG. 3 is a side view, taken from the left side of FIG. 1; the right side view being a mirror image thereof;
FIG. 4 is an enlarged top plan view thereof;
FIG. 5 is an enlarged bottom plan view thereof; and,
FIG. 6 is a perspective view of our design.

1 Claim, 3 Drawing Sheets



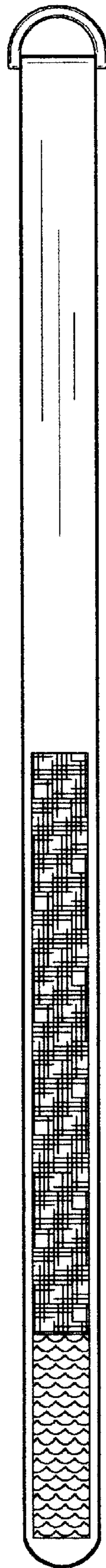


FIG. 1




FIG. 2



FIG. 3

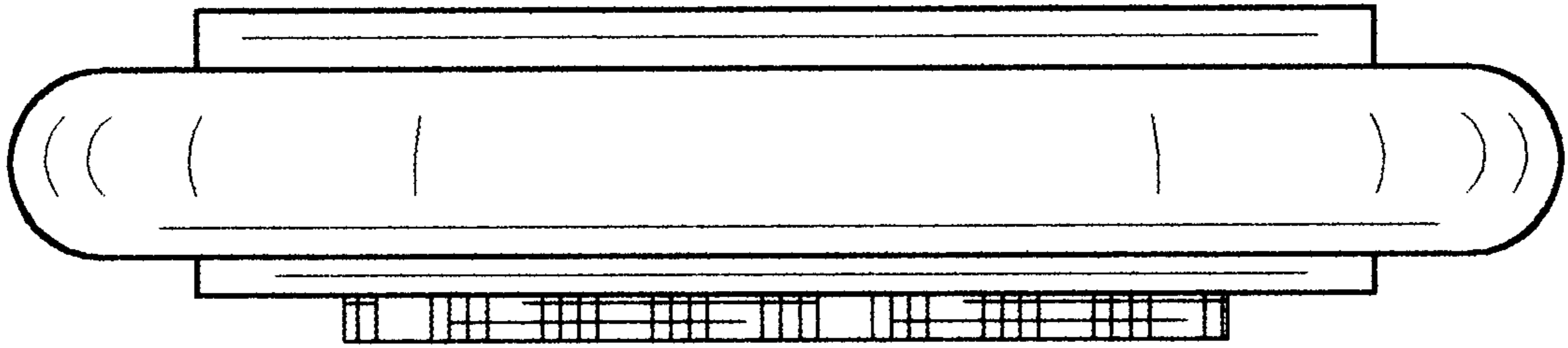


FIG. 4

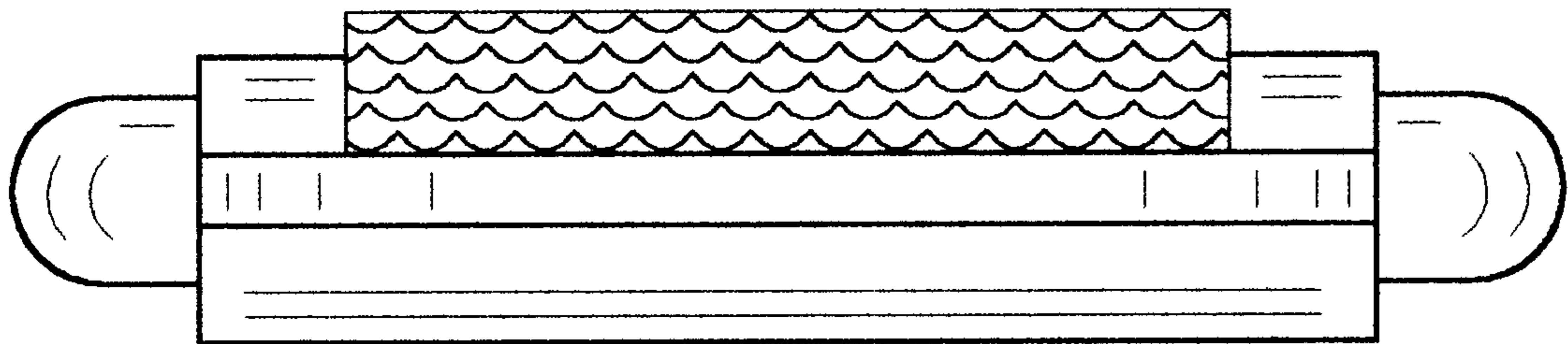


FIG. 5



FIG. 6