



US00D470791S

(12) **United States Design Patent**  
**Modolo**

(10) **Patent No.:** **US D470,791 S**

(45) **Date of Patent:** **\*\* Feb. 25, 2003**

(54) **WATCH BUCKLE**

3,665,564 A \* 5/1972 Oka ..... D11/94  
4,564,982 A \* 1/1986 Paolini ..... 24/71 J  
D390,803 S \* 2/1998 Giardiello ..... D11/87

(75) Inventor: **Dino Modolo**, La Chaux-de-Fonds  
(CH)

\* cited by examiner

(73) Assignee: **Luxury Timepieces International SA**,  
Neuchatel (CH)

*Primary Examiner*—Ralf Seifert

(74) *Attorney, Agent, or Firm*—Sughrue Mion, PLLC

(\*\*) Term: **14 Years**

(57) **CLAIM**

(21) Appl. No.: **29/162,186**

The ornamental design for a watch buckle, as shown and described.

(22) Filed: **Jun. 12, 2002**

**DESCRIPTION**

(30) **Foreign Application Priority Data**

Dec. 13, 2001 (XH) ..... DMA/005 543

(51) **LOC (7) Cl.** ..... **11-03**

(52) **U.S. Cl.** ..... **D11/94**

(58) **Field of Search** ..... D11/1, 2, 200,  
D11/94, 87, 86; D10/32; 24/71 R, 71 J,  
68 E, 265 WS, 69 J

FIG. 1 is a perspective view of the front and one side of a watch buckle showing my new design;  
FIG. 2 is a front view thereof;  
FIG. 3 is a rear view thereof;  
FIG. 4 is a side view of said one side thereof;  
FIG. 5 is a side view of an opposite side thereof;  
FIG. 6 is a top view thereof;  
FIG. 7 is a bottom view thereof;  
FIG. 8 is a front view of the watch buckle in the unfolded condition; and,  
FIG. 9 is a side view thereof.

(56) **References Cited**

**U.S. PATENT DOCUMENTS**

2,542,358 A \* 2/1951 Ritter ..... 24/71 J

**1 Claim, 3 Drawing Sheets**

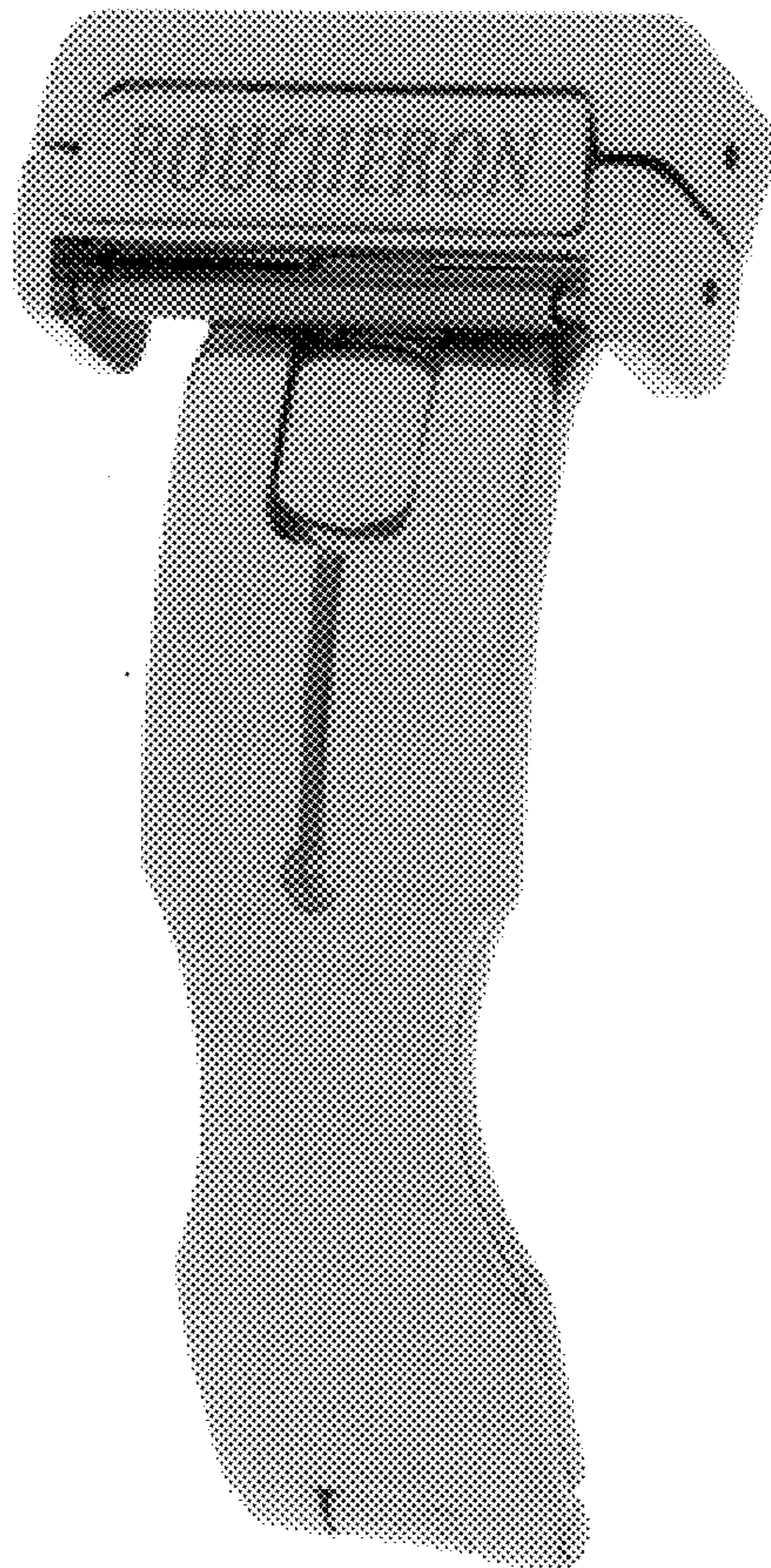


FIG. 1

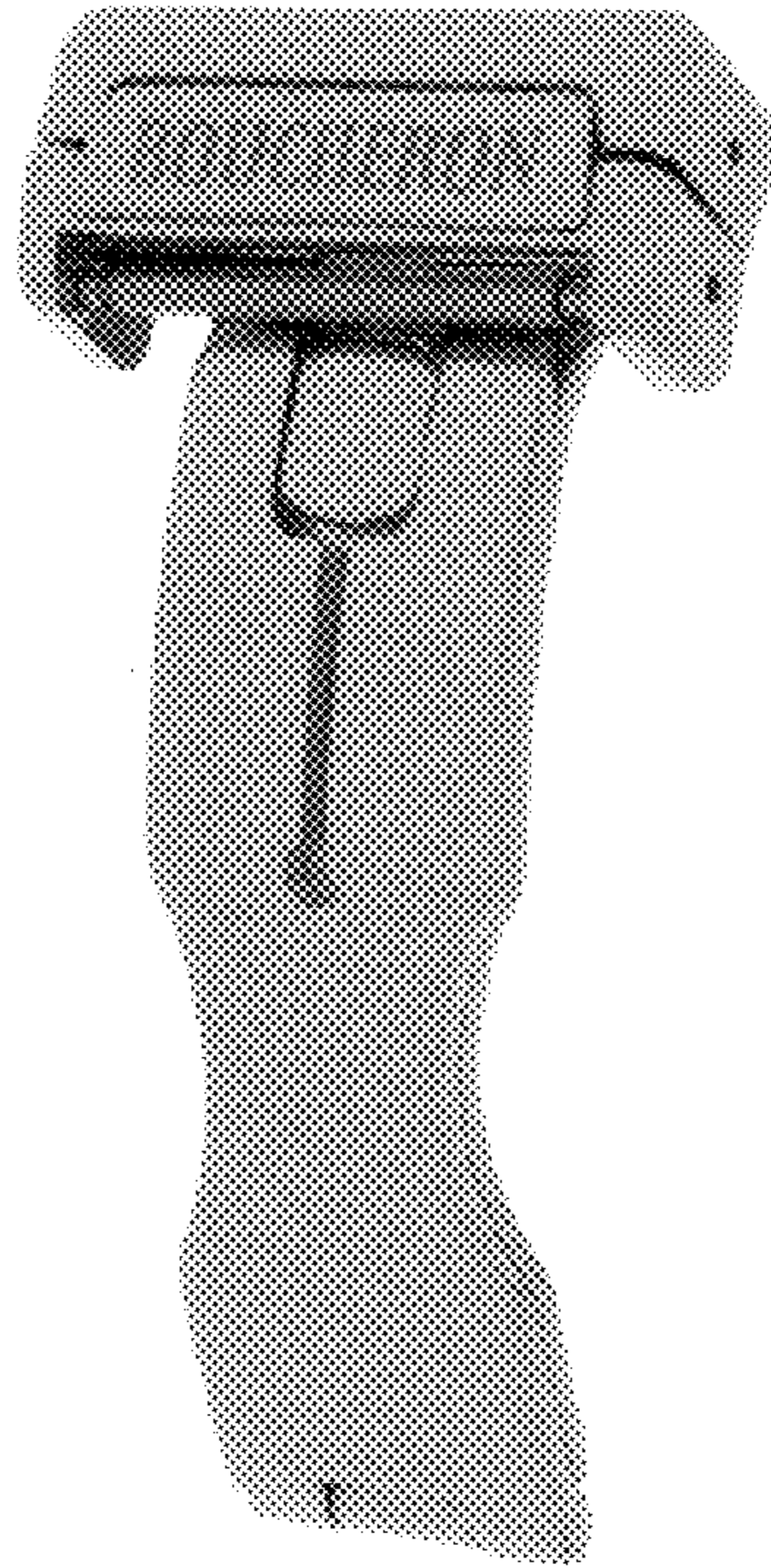


FIG. 2

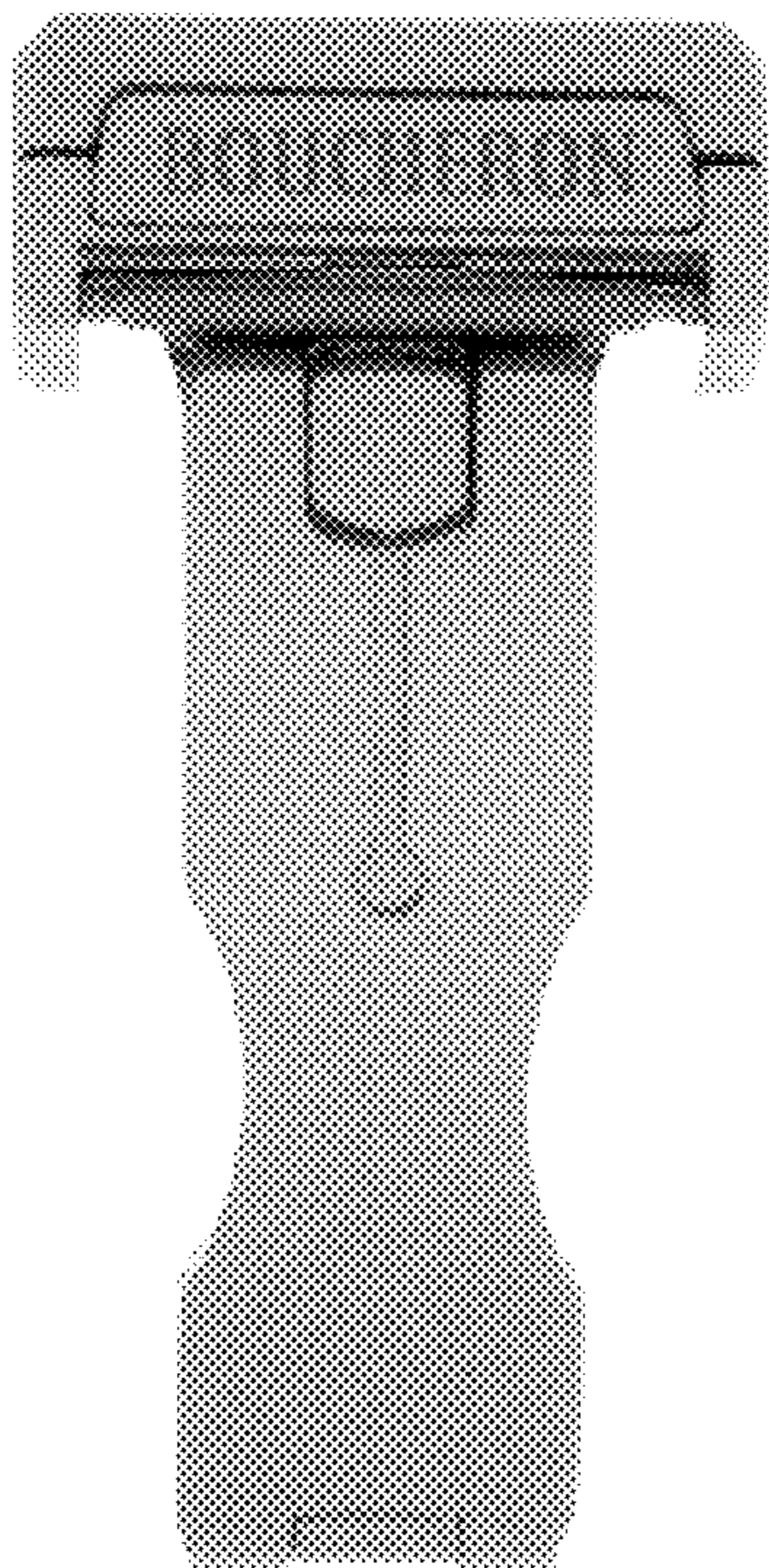


FIG. 3




FIG. 4




FIG. 6




FIG. 5




FIG. 7

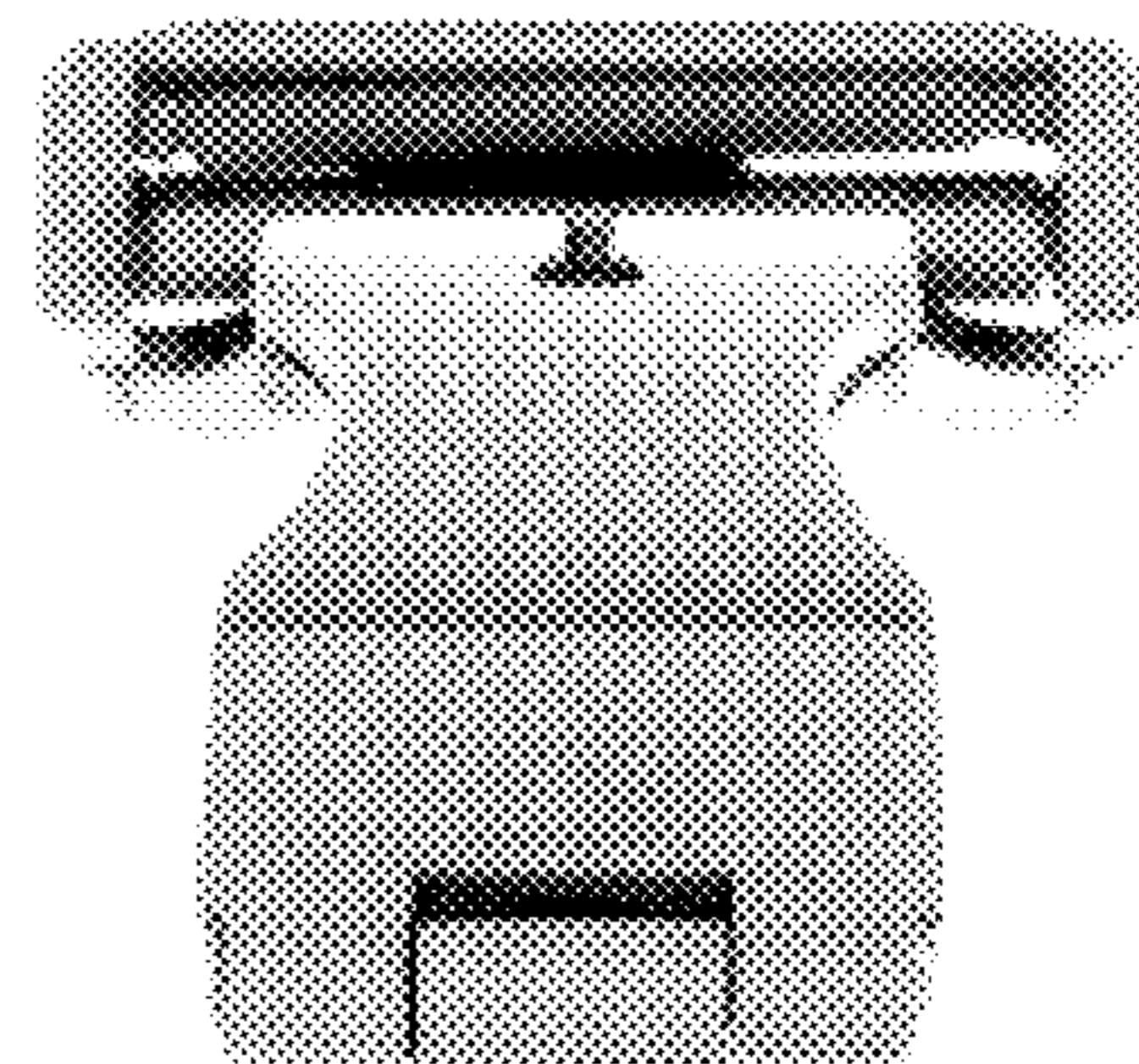


FIG. 8




FIG. 9

