



US00D470784S

(12) **United States Design Patent**  
**Murase**

(10) **Patent No.:** **US D470,784 S**

(45) **Date of Patent:** **\*\* Feb. 25, 2003**

(54) **SCALE**

(75) Inventor: **Miwako Murase**, Tokyo (JP)

(73) Assignee: **Tanita Corporation**, Tokyo (JP)

(\*\*) Term: **14 Years**

(21) Appl. No.: **29/159,456**

(22) Filed: **Apr. 23, 2002**

(30) **Foreign Application Priority Data**

Oct. 31, 2001 (JP) ..... 2001-032092

(51) **LOC (7) Cl.** ..... **10-04**

(52) **U.S. Cl.** ..... **D10/92**

(58) **Field of Search** ..... D10/91, 92; 177/238-245

(56) **References Cited**

**U.S. PATENT DOCUMENTS**

D390,796 S \* 2/1998 Germanton et al. .... D10/91

D415,051 S \* 10/1999 Fabian ..... D10/92

D444,403 S \* 7/2001 Joss et al. .... D10/92

D449,550 S \* 10/2001 Spagnolo ..... D10/92

\* cited by examiner

*Primary Examiner*—Antoine Duval Davis

(74) *Attorney, Agent, or Firm*—McDermott, Will & Emery

(57) **CLAIM**

The ornamental design for a scale, as shown and described.

**DESCRIPTION**

FIG. 1 is a perspective view from above of a scale according to my novel design;

FIG. 2 is a front view of the scale of FIG. 1;

FIG. 3 is a rear view of the scale of FIG. 1;


FIG. 4 is a right side view of the scale of FIG. 1, the left side view thereof being symmetrical thereto;

FIG. 5 is a plan view of the scale of FIG. 1;


FIG. 6 is a bottom view of the scale of FIG. 1; and,

FIG. 7 is a plan view of the scale of FIG. 1 with the display being switched on.


**1 Claim, 3 Drawing Sheets**




**FIG. 1**



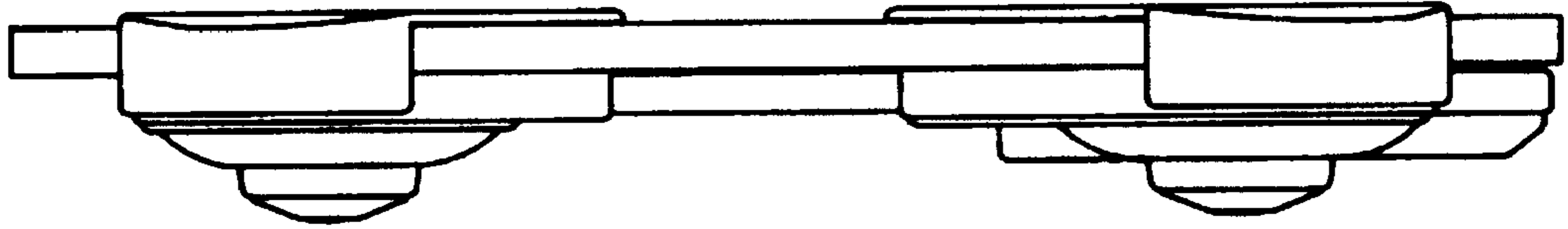
**FIG. 2**



**FIG. 3**



**FIG. 4**



**FIG. 5**

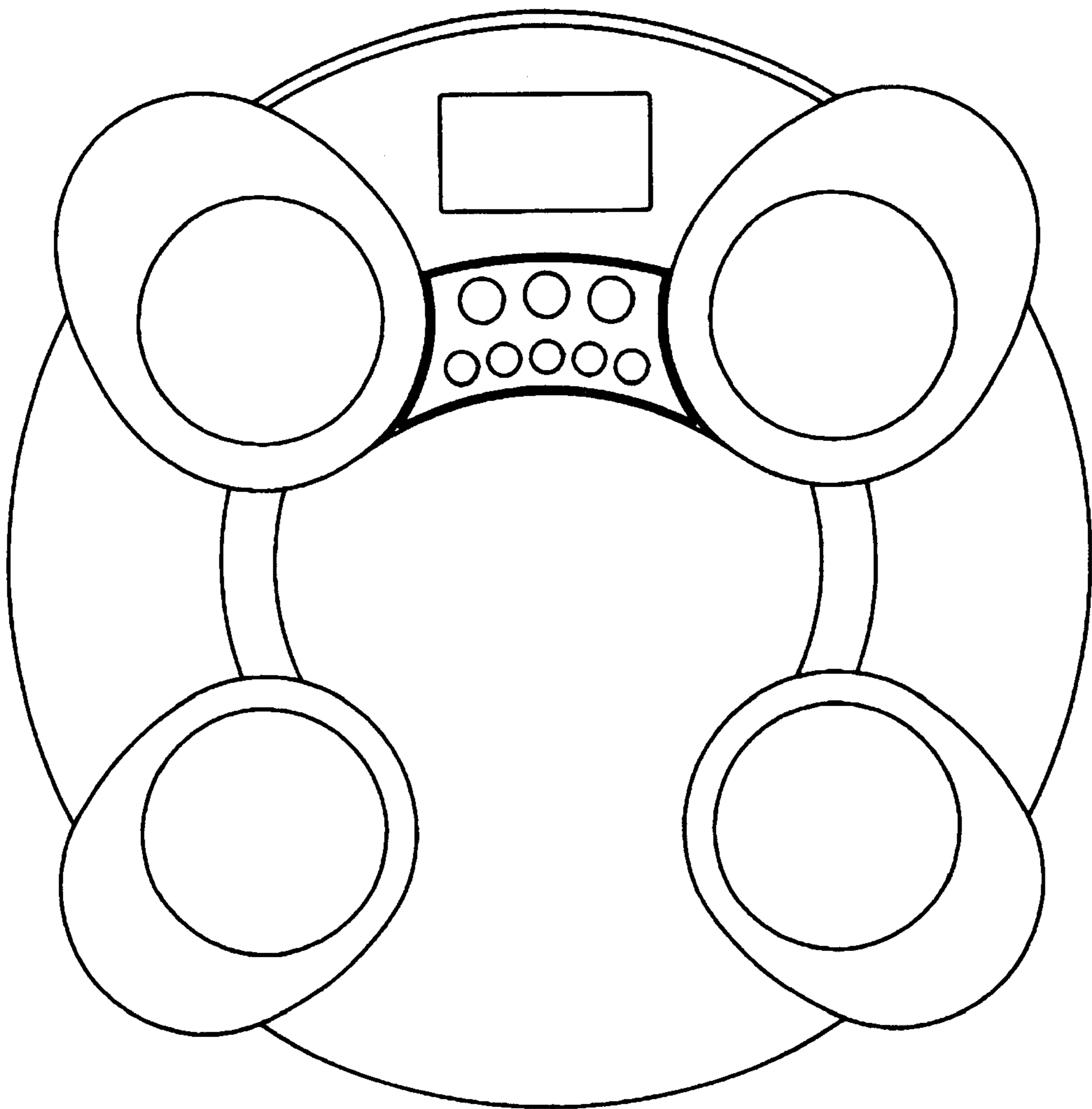


FIG. 6

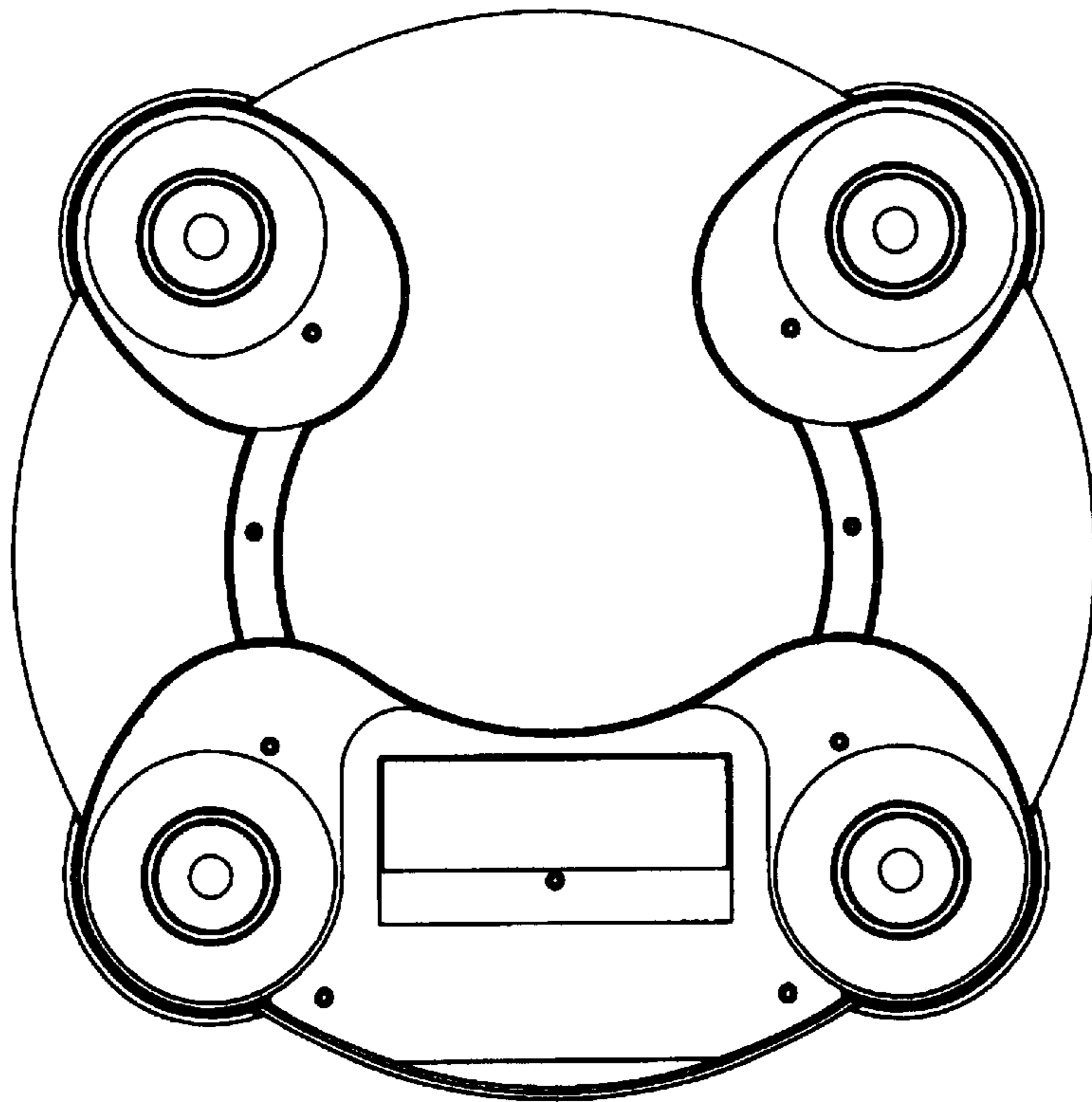


FIG. 7

