



US00D470782S

(12) **United States Design Patent**
Motomizu

(10) **Patent No.:** **US D470,782 S**

(45) **Date of Patent:** **** Feb. 25, 2003**

(54) **POCKET NOTEBOOK TYPE DIGITAL SCALE**

(75) **Inventor:** **Yujiro Motomizu, Fuchu (JP)**

(73) **Assignee:** **Tanita Corporation, Tokyo (JP)**

(**) **Term:** **14 Years**

(21) **Appl. No.:** **29/157,569**

(22) **Filed:** **Mar. 22, 2002**

(51) **LOC (7) Cl. 10-04**

(52) **U.S. Cl. D10/92**

(58) **Field of Search D10/91, 92; 177/25, 177/30, 210 R, 229, 238-245, DIG. 3**

(56) **References Cited**

U.S. PATENT DOCUMENTS

D346,164 S	4/1994	Shirakawa et al.	D14/138
D359,921 S	* 7/1995	Robertson et al.	D10/92
D422,231 S	4/2000	Chiu	D10/91
D442,872 S	* 5/2001	Sato	D10/92
D446,199 S	8/2001	Xu et al.	D14/138
D448,316 S	9/2001	Kesselman	D10/91
D455,092 S	4/2002	Kesselman	D10/91

* cited by examiner

Primary Examiner—Antoine Duval Davis

(74) *Attorney, Agent, or Firm*—McDermott, Will & Emery

(57) **CLAIM**

The ornamental design for a pocket notebook type digital scale, as shown and described.

DESCRIPTION

FIG. 1 is a perspective view of a pocket notebook type digital scale according to our novel design;

FIG. 2 is a front view of the pocket notebook type digital scale of FIG. 1;

FIG. 3 is a rear view of the pocket notebook type digital scale of FIG. 1;

FIG. 4 is a left side view of the pocket notebook type digital scale of FIG. 1;

FIG. 5 is a right side view of the pocket notebook type digital scale of FIG. 1;

FIG. 6 is a plan view of the pocket notebook type digital scale of FIG. 1;

FIG. 7 is a bottom view of the pocket notebook type digital scale of FIG. 1;

FIG. 8 is a plan view of the pocket notebook type digital scale of FIG. 1 with the cover being open; and

FIG. 9 is a left side view of the pocket notebook type digital scale of FIG. 1 with the cover being open; and,

FIG. 10 is a plan view of the pocket notebook type digital scale of FIG. 1 with the cover being open and the display being switched on.

1 Claim, 5 Drawing Sheets

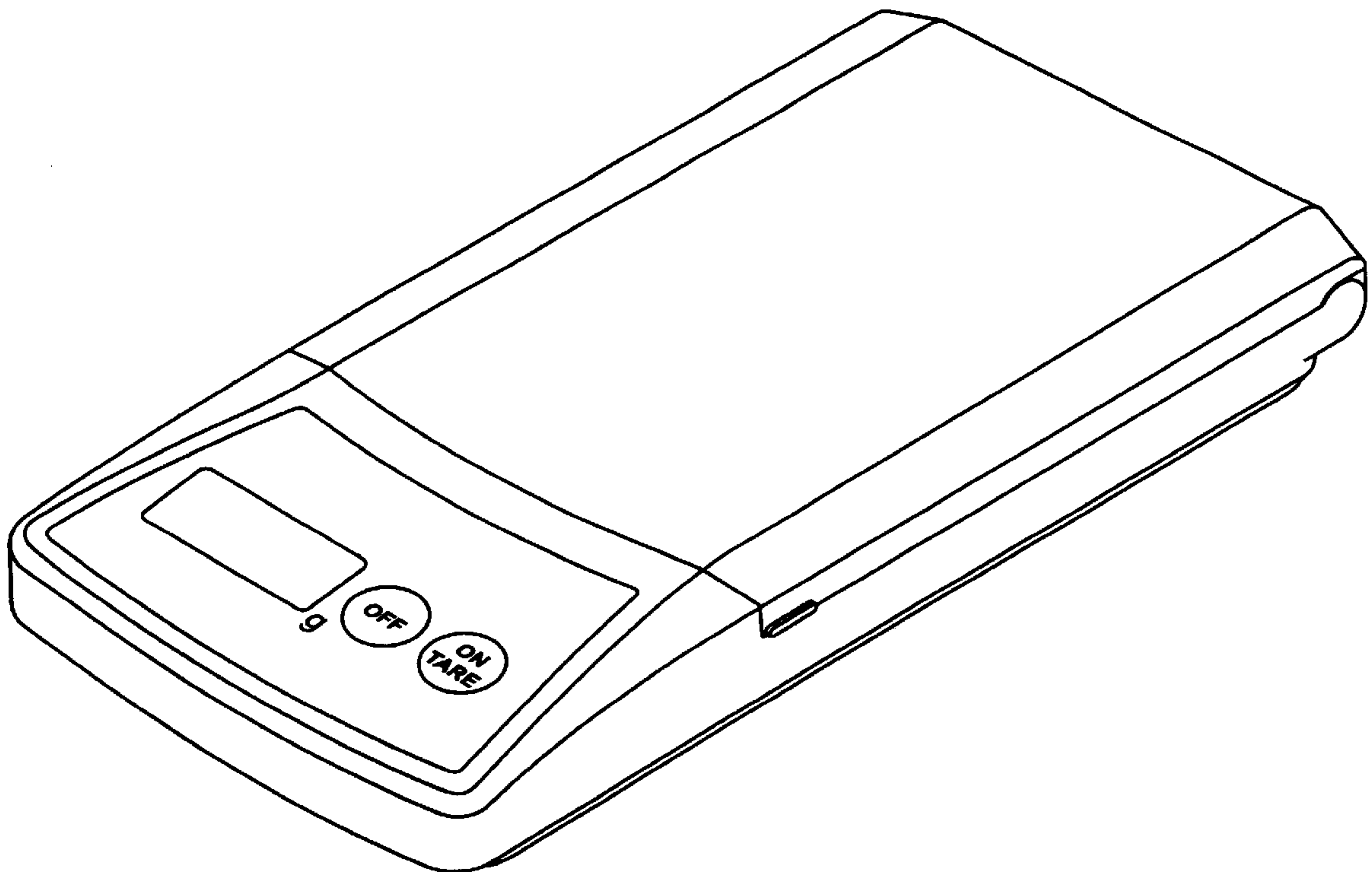


FIG. 1

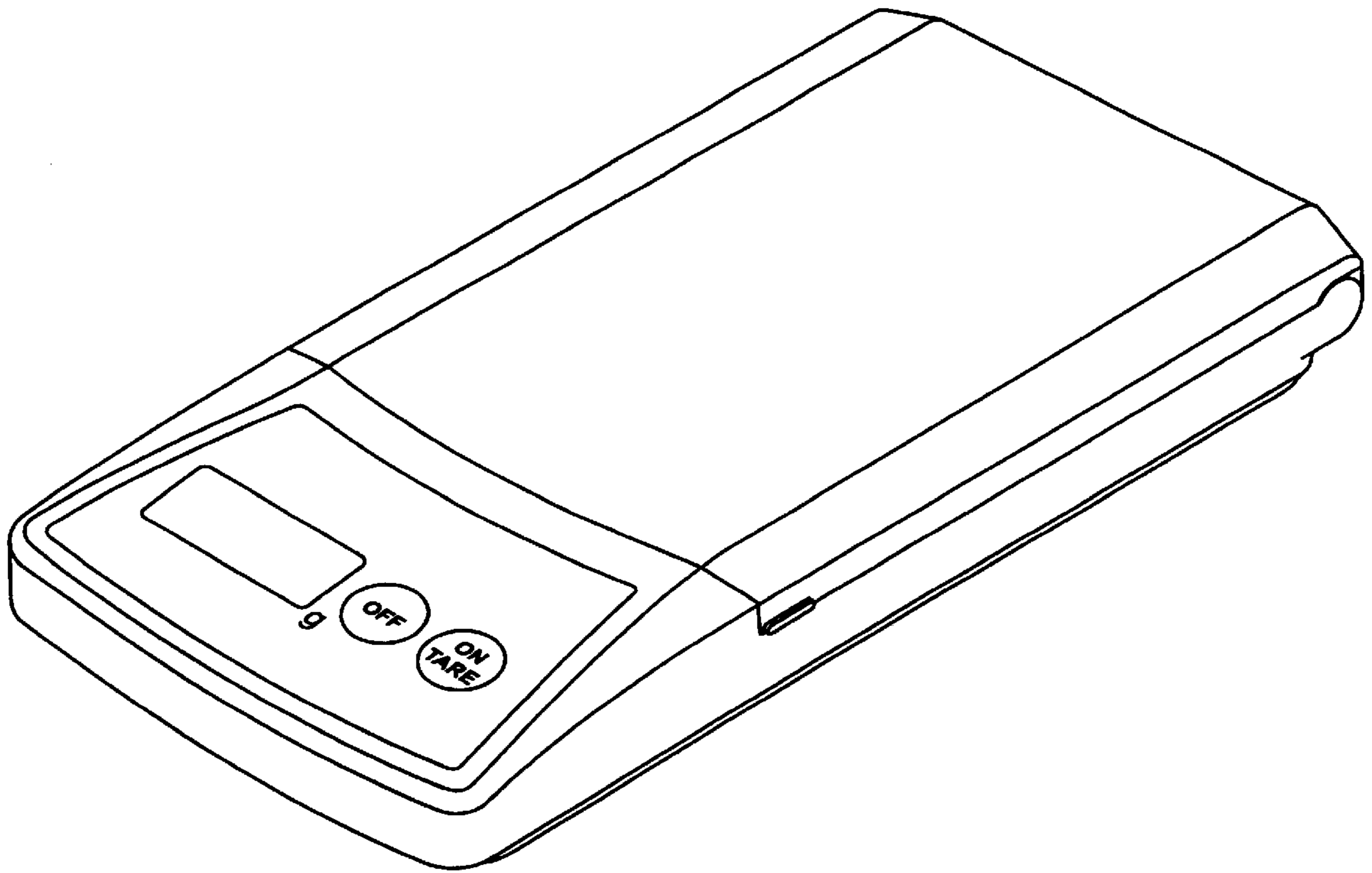


FIG. 2




FIG. 3




FIG. 4




FIG. 5




FIG. 7

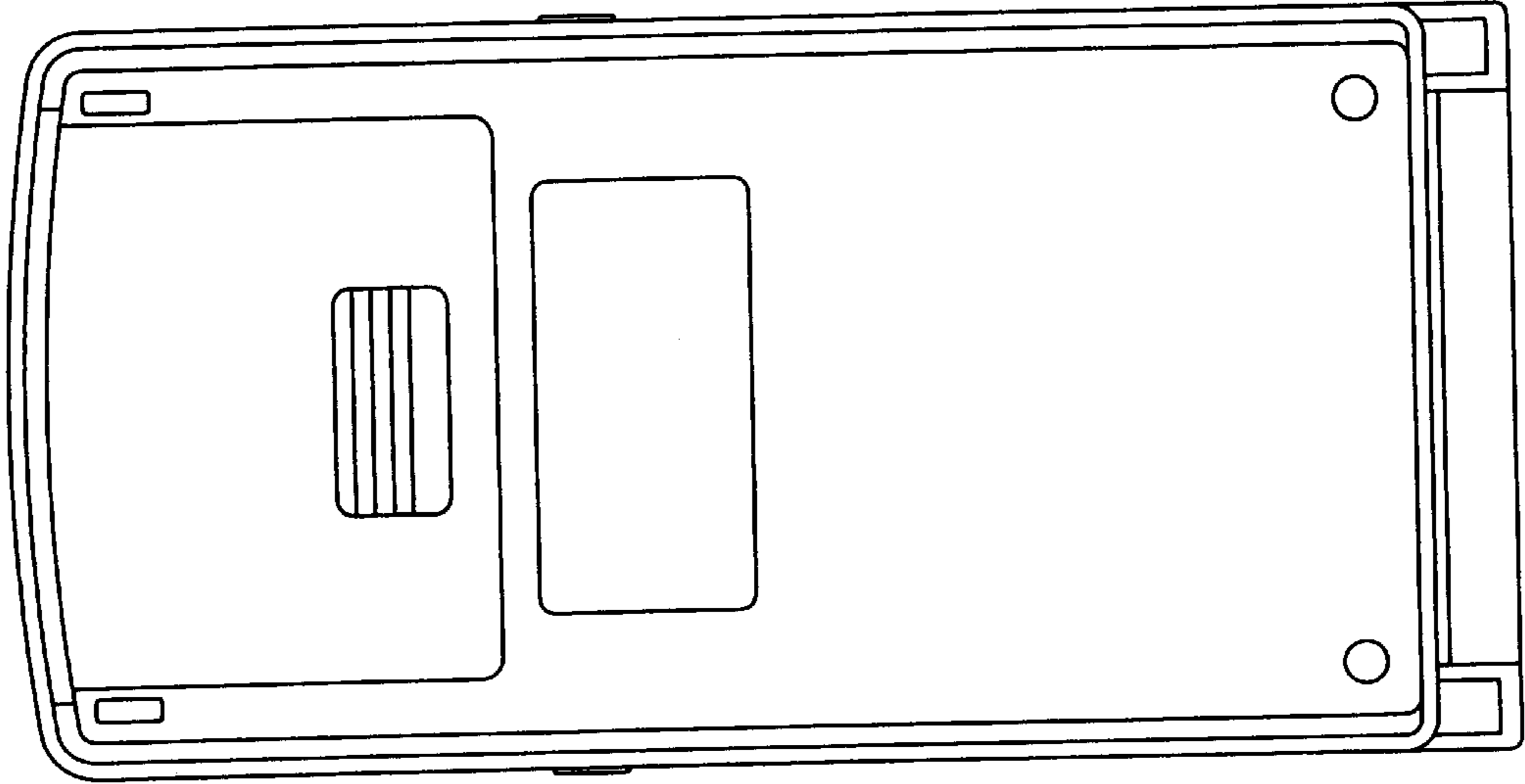


FIG. 6

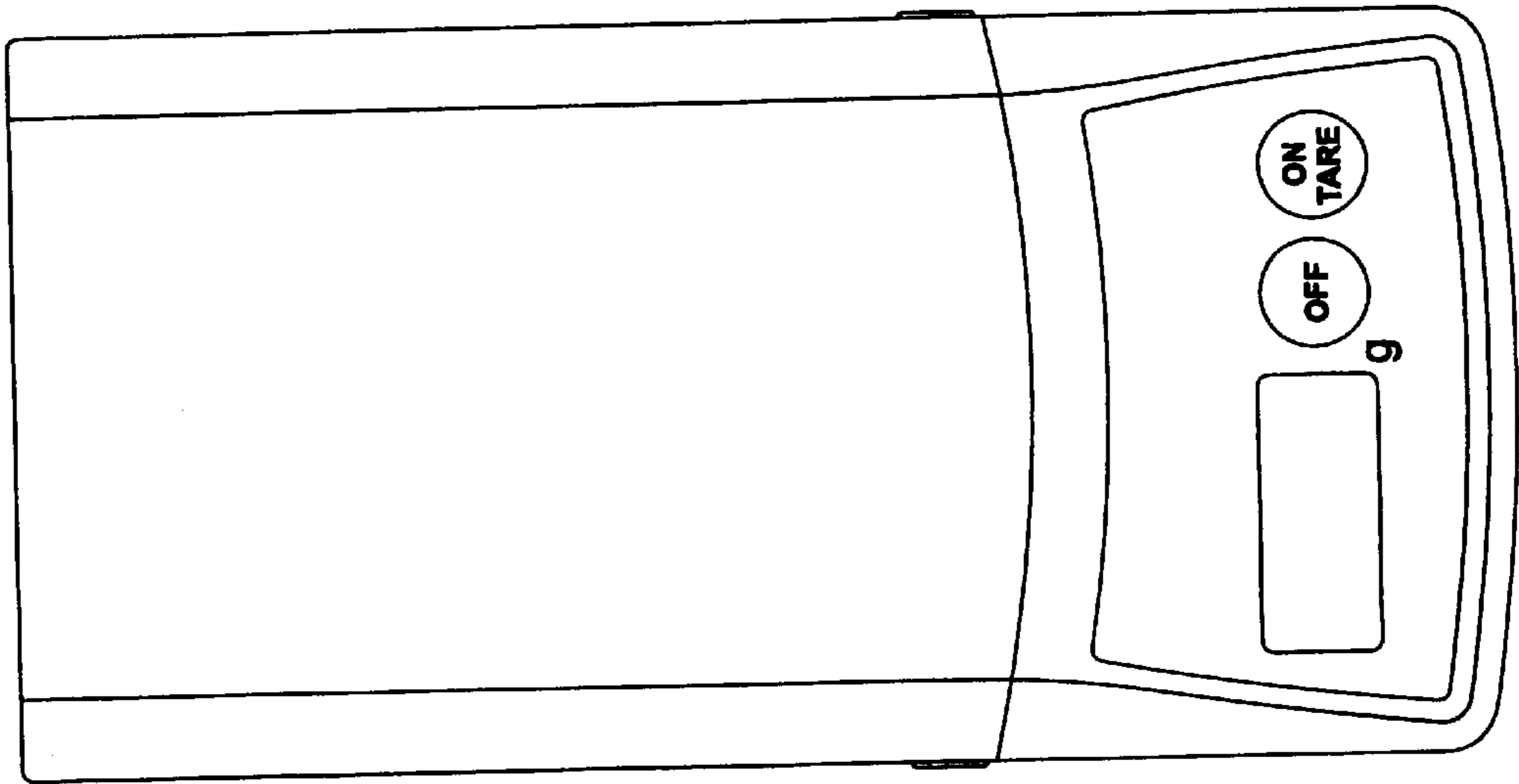


FIG. 9

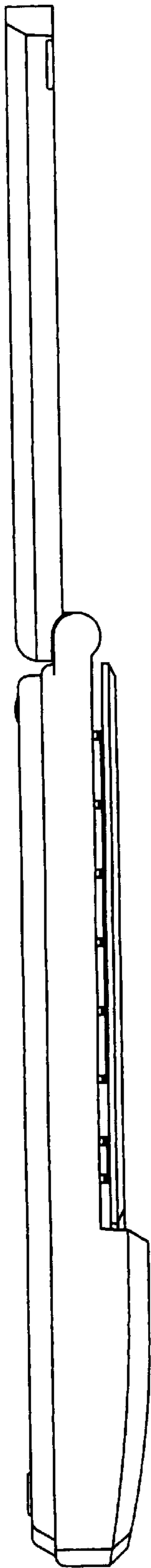


FIG. 8

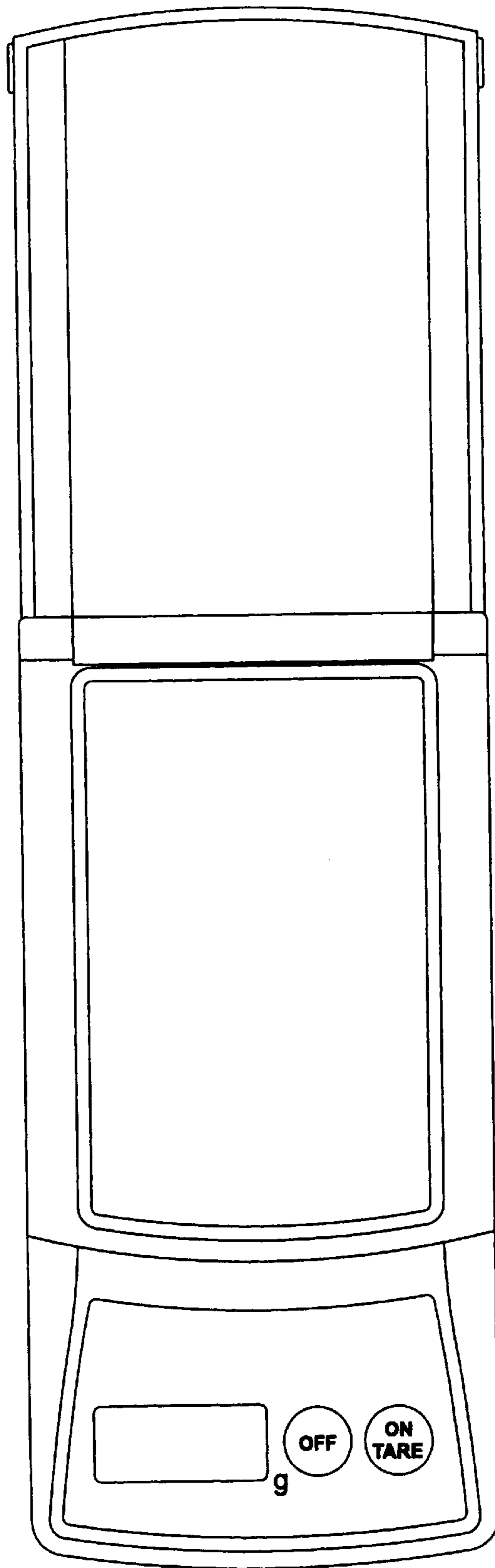


FIG. 10

