



US00D470762S

(12) **United States Design Patent**  
**Garcia**

(10) **Patent No.:** **US D470,762 S**

(45) **Date of Patent:** **\*\* Feb. 25, 2003**

(54) **FLUID PRODUCT PACKAGING CASE**

(75) Inventor: **Firmin Garcia**, Evreux (FR)

(73) Assignee: **Valois S.A.**, Le Neuborg (FR)

(\*\*) Term: **14 Years**

(21) Appl. No.: **29/163,348**

(22) Filed: **Jul. 3, 2002**

**Related U.S. Application Data**

(62) Division of application No. 29/155,883, filed on Feb. 21, 2002, which is a division of application No. 29/131,547, filed on Oct. 25, 2000.

(30) **Foreign Application Priority Data**

Apr. 25, 2000 (FR) ..... 00 2547

(51) **LOC (7) Cl.** ..... **09-03**

(52) **U.S. Cl.** ..... **D9/416**

(58) **Field of Search** ..... D9/416, 417, 414,  
D9/419, 456, 305, 306; 206/0.5, 0.6, 0.7,  
484, 484.1, 484.2, 528, 531, 532, 439,  
813, 822; 229/87.03; 222/3, 4, 5, 541.1-541.9,  
92, 95, 105, 106, 107, 212, 494, 591, 594

(56) **References Cited**

**U.S. PATENT DOCUMENTS**

506,982 A \* 10/1893 Diamond ..... 222/541.1  
3,115,967 A \* 12/1963 Branstner ..... 206/0.5  
3,184,121 A 5/1965 Volckening

D210,272 S 2/1968 Arcudj  
D210,818 S 4/1968 Caliman  
3,521,805 A \* 7/1970 Ward ..... 206/532  
D222,237 S 10/1971 Schmit  
3,768,725 A 10/1973 Pilaro  
3,872,970 A 3/1975 Edison  
4,150,744 A 4/1979 Fennimore  
4,482,053 A \* 11/1984 Alpern et al. .... 206/484.1  
D319,976 S \* 9/1991 Wortley et al. .... D9/416  
5,373,966 A \* 12/1994 O'Reilly et al. .... 206/484  
5,511,665 A 4/1996 Dressel et al.  
5,529,224 A 6/1996 Chan et al.  
6,199,698 B1 3/2001 Hetrick et al.  
6,260,735 B1 \* 7/2001 Fuquen ..... 222/541.9  
D450,577 S 11/2001 Nielsen

\* cited by examiner

*Primary Examiner*—Prabhakar Deshmukh

(74) *Attorney, Agent, or Firm*—Sughrue Mion, PLLC


(57) **CLAIM**


The ornamental design for a fluid product packaging case, as shown.

**DESCRIPTION**


FIG. 1 shows a perspective view from the top, front and left side of a fluid product packaging case;  
FIG. 2 shows a perspective view from the top, rear and right side of the design of FIG. 1; and,  
FIG. 3 shows a perspective view from the bottom, rear and left sides of the fluid product packaging case of FIGS. 1 and 2.

**1 Claim, 3 Drawing Sheets**





*Fig. 1*



*Fig. 2*



*Fig. 3*