



US00D470741S

(12) **United States Design Patent**  
**Fields**

(10) **Patent No.:** **US D470,741 S**

(45) **Date of Patent:** **\*\* Feb. 25, 2003**

(54) **KNOB**

D442,055 S \* 5/2001 Dewald et al. .... D8/310

(75) Inventor: **Betsy Fields**, Silverton, CO (US)

**OTHER PUBLICATIONS**

(73) Assignee: **Liberty Hardware Mfg. Corp.**,  
Winston-Salem, NC (US)

Jaybee/Ajax Manufacturing Company 1987 Catalog; p. 13;  
knob 5329.\*

(\*\*) Term: **14 Years**

Antique Builders Hardware by Maud L. Eastwood; second  
and fourth knobs in top row.\*

(21) Appl. No.: **29/159,745**

\* cited by examiner

(22) Filed: **Apr. 26, 2002**

*Primary Examiner*—B. J. Bullock

(51) **LOC (7) Cl.** ..... **08-06**

(74) *Attorney, Agent, or Firm*—Edgar A. Zarins; Lloyd D.  
Doigan

(52) **U.S. Cl.** ..... **D8/310; D8/305**

(57) **CLAIM**

(58) **Field of Search** ..... D8/300–302, 305,  
D8/307, 310, 315–320, 350, 352, 353;  
D23/250–254; 16/110.1, 412, 414–420,  
441, 443–446; 292/347; D11/222, 223,  
225, 227

The ornamental design for a knob, as shown and described.

**DESCRIPTION**

(56) **References Cited**


FIG. 1 is a front view of a knob showing my new design;  
FIG. 2 is a side view thereof, the opposite side being a mirror  
image of the side shown; and,

**U.S. PATENT DOCUMENTS**

FIG. 3 is an end view thereof, the opposite end being a  
mirror image of the end shown.

- D7,093 S \* 1/1874 Gorman ..... D8/310
- D186,053 S \* 9/1959 Clayton ..... D8/310
- D246,091 S \* 10/1977 James ..... D8/310

**1 Claim, 1 Drawing Sheet**






Fig-1

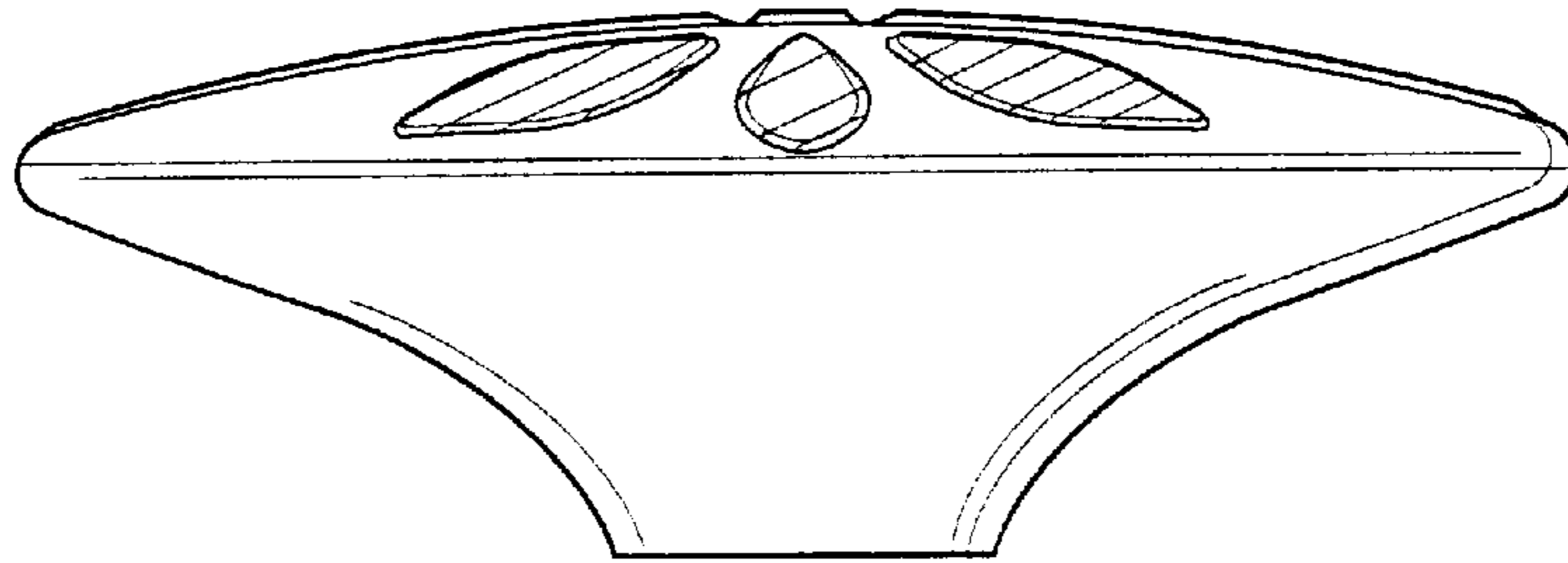


Fig-2

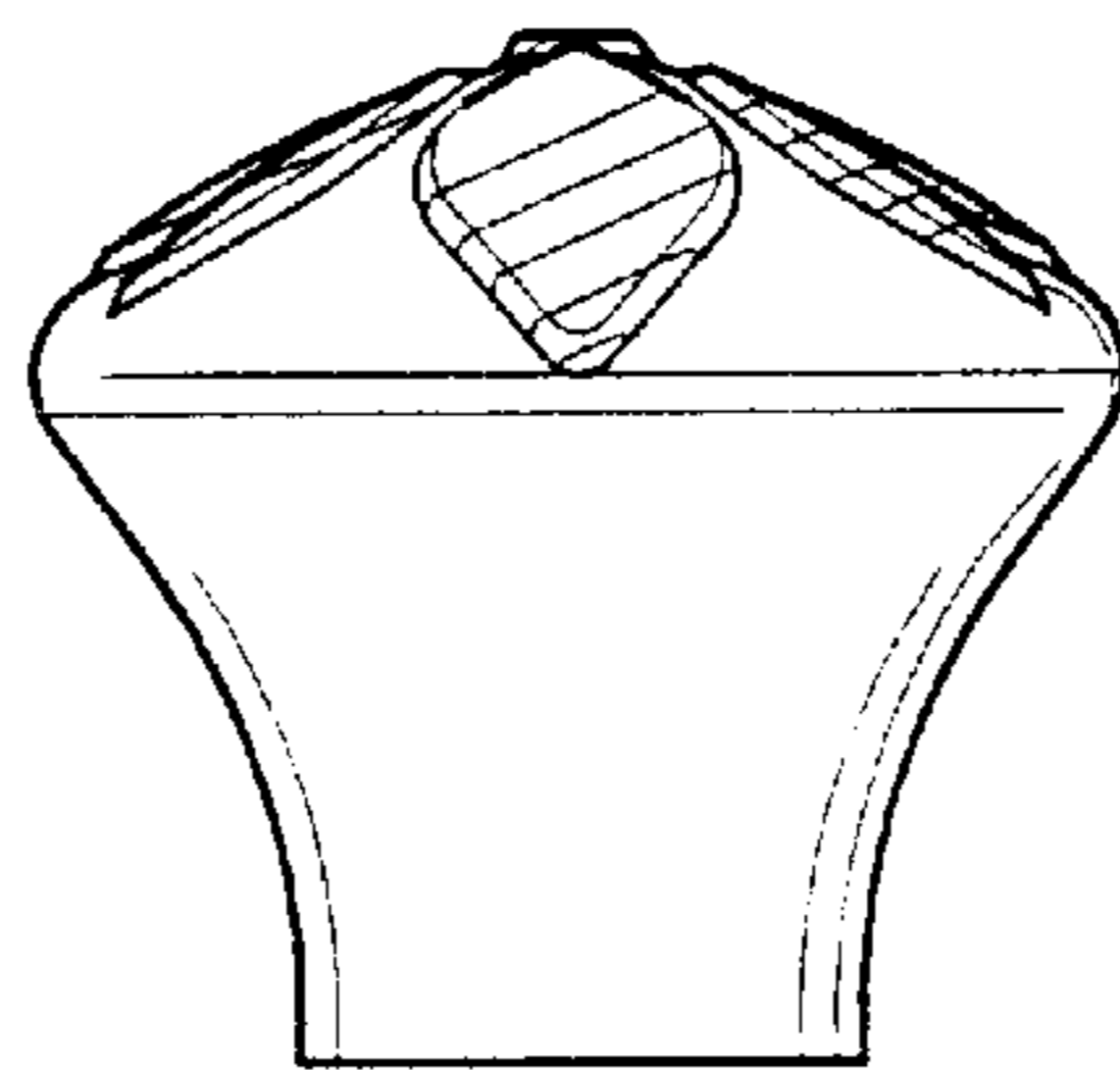


Fig-3