



US00D470721S

(12) **United States Design Patent**  
**Home**

(10) **Patent No.:** **US D470,721 S**

(45) **Date of Patent:** **\*\* Feb. 25, 2003**

(54) **BURNER**

(75) Inventor: **William Home**, Taipei (TW)

(73) Assignee: **Grand Hall Enterprise Co., Ltd.**,  
Taipei (TW)

(\*\*) Term: **14 Years**

(21) Appl. No.: **29/150,271**

(22) Filed: **Nov. 20, 2001**

(51) **LOC (7) Cl.** ..... **07-02**

(52) **U.S. Cl.** ..... **D7/407**

(58) **Field of Search** ..... D7/407, 402, 408,  
D7/332-337; 126/92 AC, 41 R, 39 R, 39 E,  
39 H, 39 N, 39 K; 219/455.1, 446, 449,  
454.12, 458

(56) **References Cited**

**U.S. PATENT DOCUMENTS**

2,257,888 A \* 10/1941 Parsons ..... 126/39

3,626,923 A \* 12/1971 Martin ..... 126/39 R  
3,664,591 A \* 5/1972 Stohrer, Jr. et al. .... 126/39 R  
4,976,609 A \* 12/1990 Grob et al. .... 126/92 AC  
D439,801 S \* 4/2001 Measom ..... D7/407

\* cited by examiner

*Primary Examiner*—Catherine R. Oliver

(74) *Attorney, Agent, or Firm*—Troxell Law Office PLLC

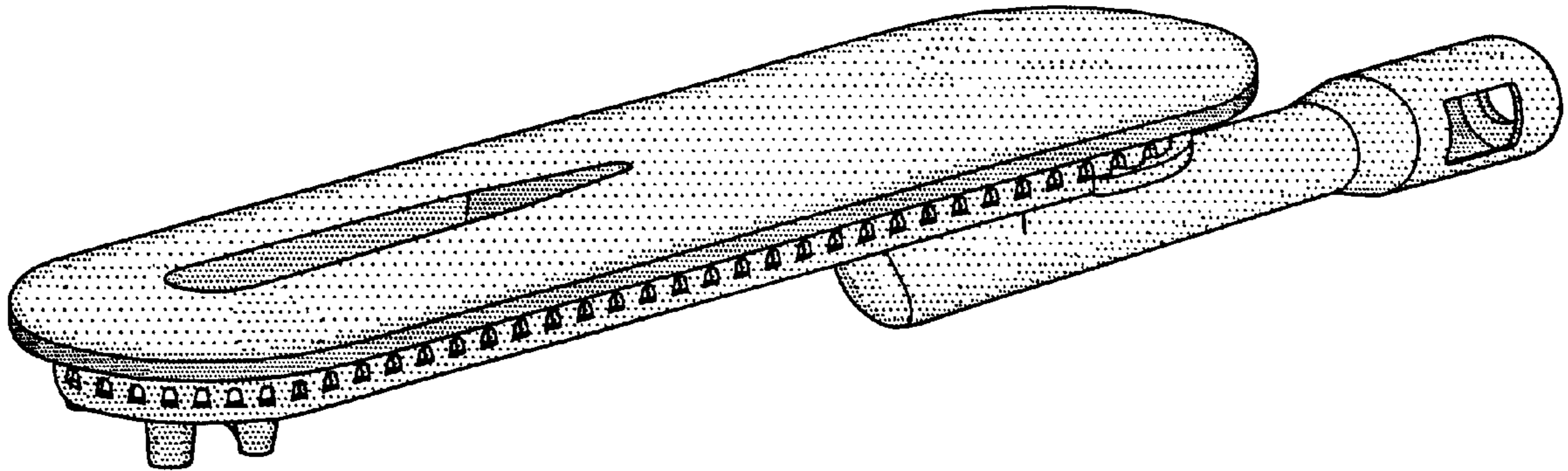
(57) **CLAIM**

The ornamental design for a burner, as shown and described.

**DESCRIPTION**

FIG. 1 is a perspective view of a burner showing my new design;  
FIG. 2 is a rear side elevation view thereof;  
FIG. 3 is a right side elevation view thereof;  
FIG. 4 is a left side elevation view thereof;  
FIG. 5 is a front side elevation view thereof;  
FIG. 6 is a top plan view thereof; and,  
FIG. 7 is a bottom plan view thereof.

**1 Claim, 4 Drawing Sheets**



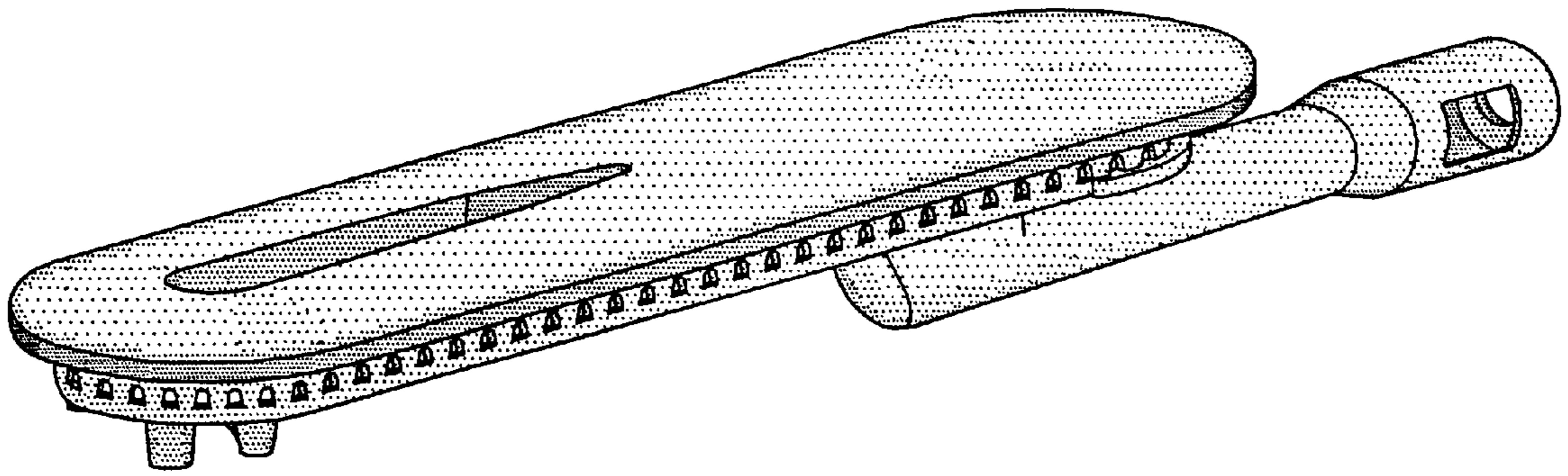


FIG. 1

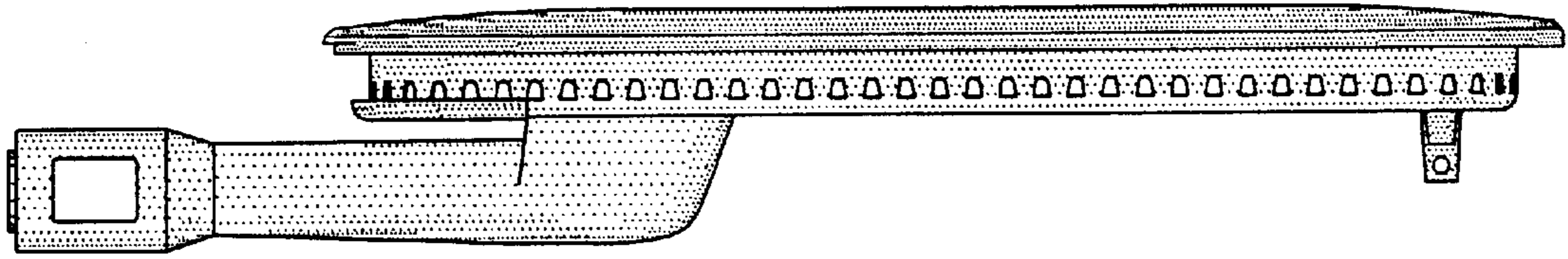


FIG. 2

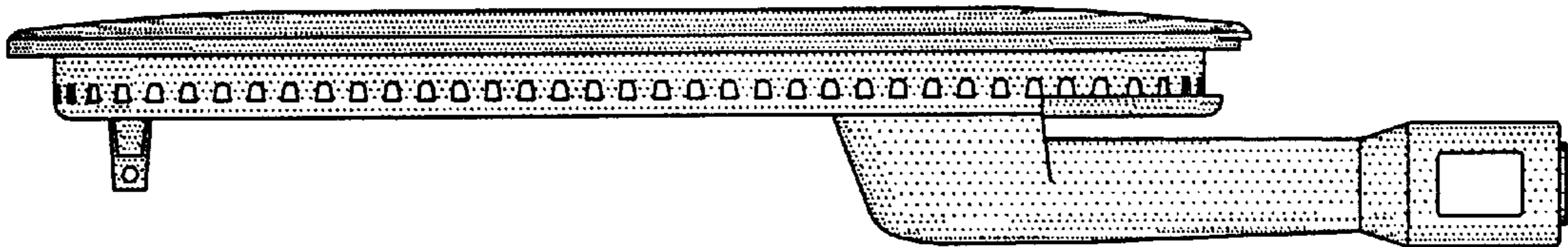


FIG. 5

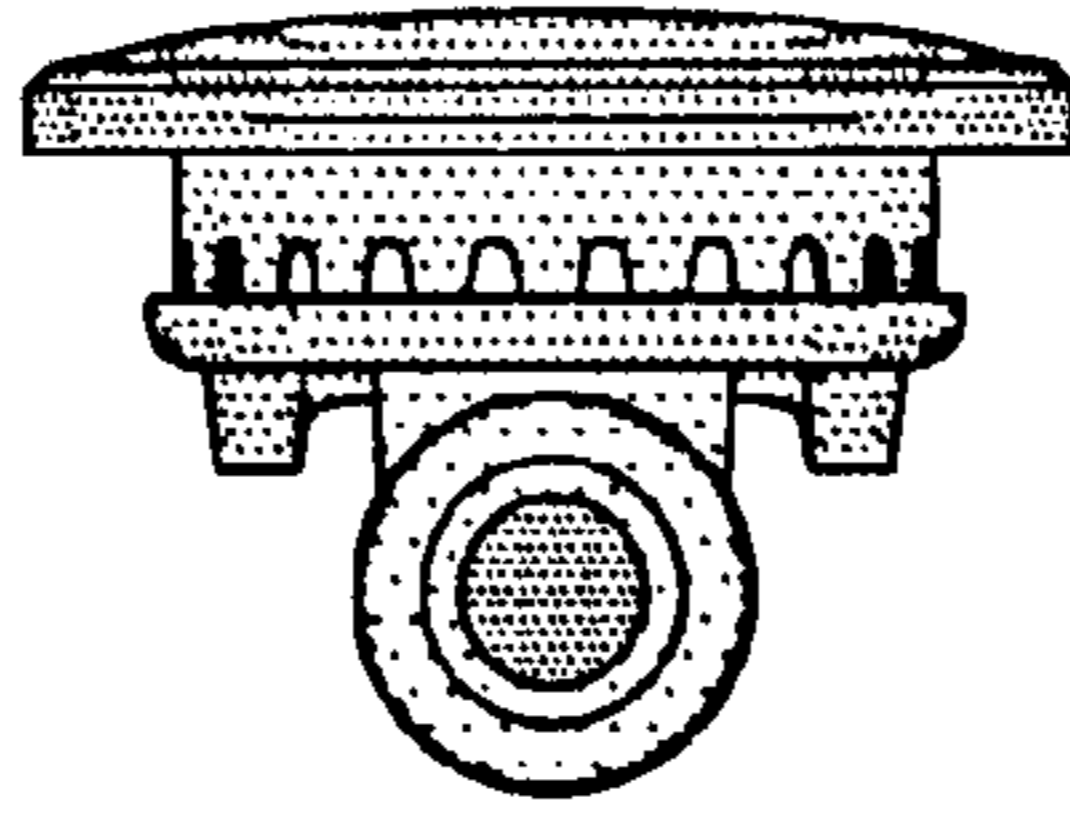


FIG. 3

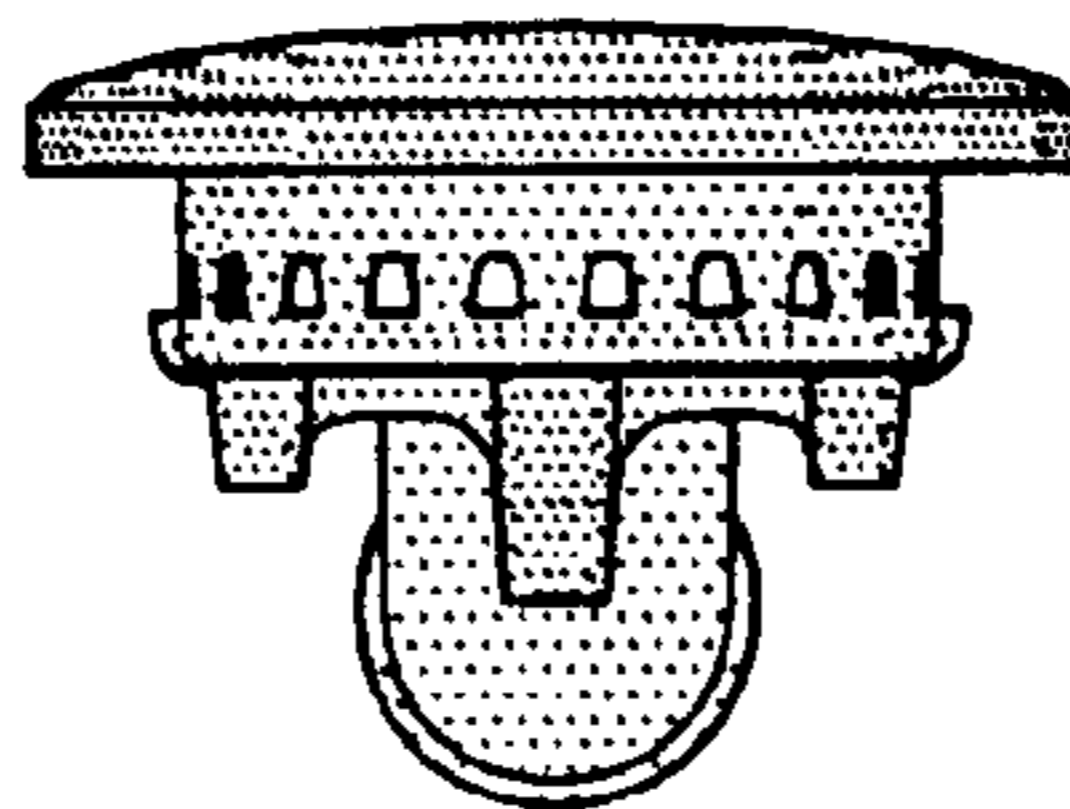


FIG. 4

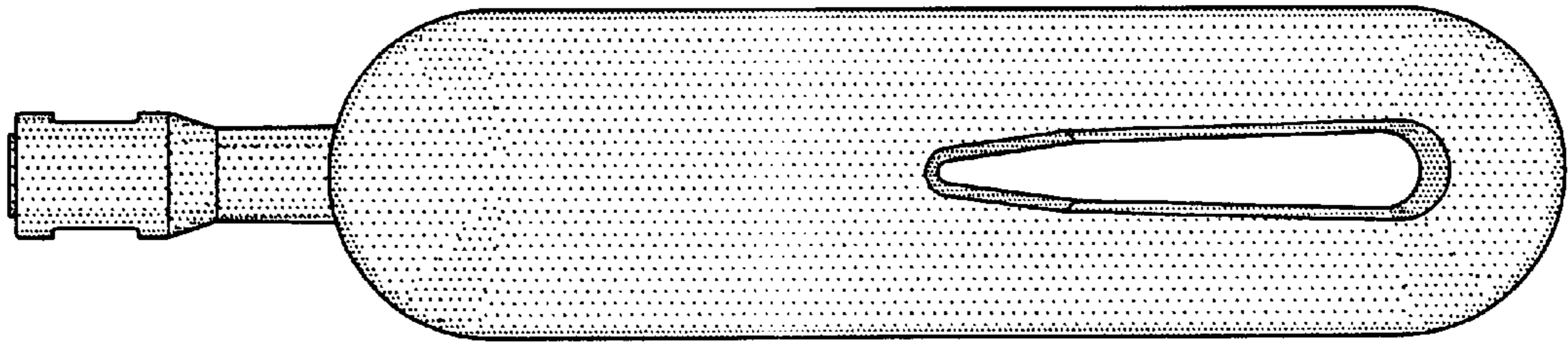


FIG. 6

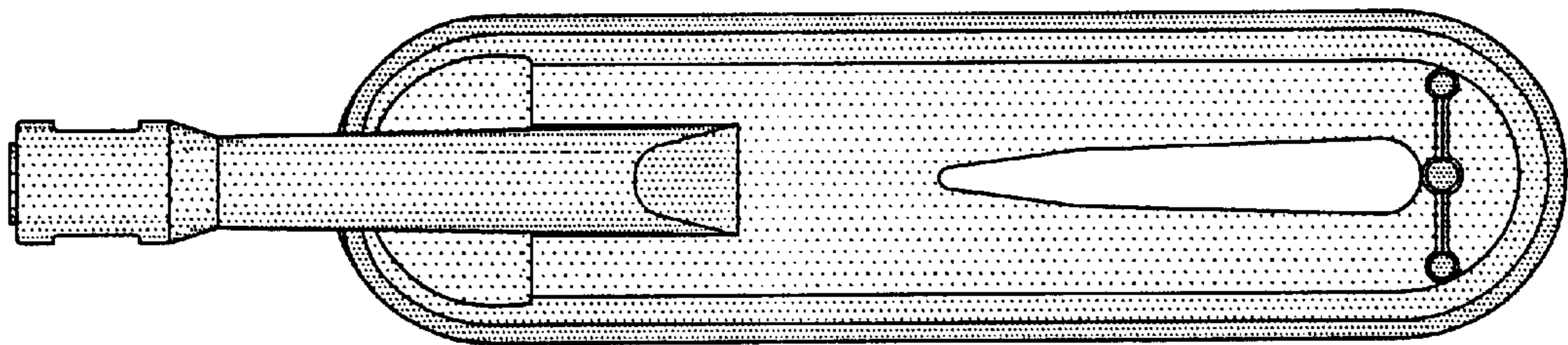


FIG. 7